



The 2015-16 BYU Basketball Almanac has been designed to provide local, regional and national media with useful information about the BYU basketball program, its history and tradition. Additional information is available online via BYUcougars.com. Should you require additional information, such as photographs, video or additional media guides, please contact the BYU Athletic Communications office at (801) 422-8948. We appreciate your coverage of BYU basketball and look forward to working with you this season.

BYU BASKETBALL - WINNING TRADITION

- 1951 and 1966 NIT Champions
- 29 NCAA Tournament Appearances
- 29 Regular Season Conference Championships
- Two National Players of the Year – Danny Ainge and Jimmer Fredette
- Jimmer Fredette – 2010-11 NCAA scoring champ at 28.9 ppg
- 12th all-time in NCAA history in total victories
- NCAA Academic Progress Rate recognition – 2006 to 2012
- 27 All-Americans and five Academic All-Americans
- Six Conference Players of the Year since 2000
- 2007, 2008, 2009 and 2011 Conference Champions
- .768 (126-38) – Dave Rose's conference winning percentage
- 257-88 (.745) – Dave Rose's coaching record
- Dave Rose – three-time MWC Coach of the Year
- 15 postseason invitations in last 16 years
- 53-game home winning streak from 2005 to 2008
- 221-26 (.895) home record in last 16 years
- 2010-11 final rankings of No. 10 (AP Poll), No. 13 (Coaches Poll)
- 2009-10 final rankings of No. 17 (AP Poll), No. 22 (Coaches Poll)
- Back-to-back 30-win seasons – 30 in 2009-10 and 32 in 2010-11
- Five-straight seasons ranked in the top 25 (2007 to 2011)
- 10-straight 20-win seasons (2006 to 2015)
- Six-straight NCAA tournament appearances (2007 to 2012)
- 15-game win streak in 2009-10, second longest in program history
- Two 10-game win streaks in 2010-11, first time in program history
- Ranked No. 1 in the nation in free-throw percentage (2010)
- Ranked No. 2 in the nation in scoring offense (2010, 2015)
- Ranked No. 2 in the nation in scoring margin (2010)
- Ranked No. 2 in the nation in 3-point field-goal percentage (2010)
- Ranked No. 3 in the nation in scoring offense (2014)
- Ranked No. 4 in the nation in assists (2015)
- Ranked No. 5 in the nation in winning percentage (2011)
- Ranked No. 5 in the nation in scoring margin (2011)
- Ranked No. 6 in the nation in assists (2012)
- Ranked No. 7 in the nation in scoring offense (2011)
- Ranked No. 10 in the nation in free-throw percentage (2011)



1 INTRODUCTION

Winning Tradition 1
 Table of Contents 2
 2015-16 Schedule 3
 Quick Facts 4-5
 Season Preview 6-7
 Honors Candidates 8
 Roster 9

10 MEET THE COUGARS

Nate Austin 10-12
 Kyle Collinsworth 13-16
 Chase Fischer 17-19
 Kyle Davis 20-21
 Jamal Aytes 22-24
 Cory Calvert 24-25
 Corbin Kaufusi 26-27
 Jake Toolson 28-29
 Cooper Ainge 30
 Elijah Bryant 30
 Jordan Chatman 31
 Nick Emery 32
 Alan Hamson 33
 Jakob Hartsock 33
 Braiden Shaw 34
 Zac Seljaas 34

43 BYU COACHING STAFF

Dave Rose 36-39
 Tim LaComb 40
 Terry Nashif 40
 Quincy Lewis 41
 Andrew May 41
 Basketball Support Staff 42

51 THE UNIVERSITY

Athletic Administration 43
 This is BYU 44-45
 Marriott Center 46-49

58 OPPONENTS/CONFERENCE

All-Time Series Records 50-51
 Opponent SID Directory 52
 Series vs. Opponent Results 53-56
 Coach Rose vs. All Competition 57

66 BYU HOOPS HISTORY

BYU Basketball Tradition 58-59
 Cougars in Conference 60
 Conference Tournament Results 61
 Conference Championships 62-63
 All-Time Results 64-80
 All-Time Lettermen 81-83
 Year-by-Year Coaching Records 84-85
 Year-by-Year Team Statistics 86-87
 NCAA Tournament Results 88
 NIT Results 89
 Tournament Results 90

99 ALL-TIME HONORS

Danny Ainge 92
 Jimmer Fredette 93
 Kresimir Cosic 94
 Stan Watts 95
 All-Americans 96
 Conference Honors 97
 All-Conference Performers 98-99
 Cougars in the Pros 100-101




110 BYU HOOP RECORDS

Individual Career Records 103-105
 Year-by-Year Season Leaders 106
 Individual Season Records 107-108
 Individual Game Records 109
 Team Season Records 110-112
 Team Game Records 113
 Freshman Season Records 114
 Freshman Game Records 115
 100-Point Games 116
 Coaching Records 117
 1,000 Point Club 118-122
 Marriott Center Records 123
 NCAA Individual Records 124
 NIT Individual Records 125
 NCAA Record Book 126
 BYU Poll History 127
 BYU vs. Ranked Teams 128-129

138 2014-15 SEASON REVIEW

Season Review 130
 Game Results 131
 Team Statistics 132
 WCC and NCAA Statistics 133
 Team Game-by-Game 134
 Individual Game-by-Game 135
 Individual Statistics-All Games 136
 Individual Statistics-WCC Games 137
 Results and Leaders 138
 Individual Game Highs 139
 Team Game Highs/Lows 140
 Category Leaders 141-142
 Individual Honors 143



MEDIA GUIDE CREDITS

Produced by: Kyle Chilton and Dave

Broberg

Layout & Design by: Dave Broberg

Editorial content provided by: Kyle Chilton

Editing by: Kyle Chilton, Kenny Cox and

Kevin Nielsen

Photography by: Mark Philbrick, Jaren

Wilkey

Printing by: BYU Print Services

2015-2016 SCHEDULE

DATE	OPPONENT	PLACE	TIME	TV
Oct. 28	Cougar Tipoff ^	Provo, Utah	7 p.m.	BYUtv.org
Oct. 30	Arizona Christian ^	Provo, Utah	7:30 p.m.	BYUtv
Nov. 7	Alaska ^	Provo, Utah	7:30 p.m.	BYUtv
Nov. 13	Utah Valley	Provo, Utah	7 p.m.	BYUtv
Nov. 16	at Long Beach State@	Long Beach, California	10:45 p.m.	ESPN2
Nov. 20	Adams State	Provo, Utah	7 p.m.	BYUtv
Nov. 25	Mississippi Valley State	Provo, Utah	7 p.m.	BYUtv
Nov. 28	Belmont	Provo, Utah	7 p.m.	BYUtv
Dec. 2	at Utah	Salt Lake City, Utah	8 p.m.	Pac-12 Network
Dec. 5	vs. Weber State+	Salt Lake City, Utah	1 p.m.	BYUtv
Dec. 9	Utah State	Provo, Utah	7 p.m.	BYUtv
Dec. 12	at Colorado	Boulder, Colorado	6 p.m.	Pac-12 Network
Dec. 18	Central Michigan	Provo, Utah	7 p.m.	BYUtv
Dec. 22	vs. Harvard#	Honolulu, Hawaii	11:30 a.m.	ESPNU
Dec. 23	vs. Auburn/New Mexico#	Honolulu, Hawaii	TBA	ESPN Networks
Dec. 25	vs. TBA#	Honolulu, Hawaii	TBA	ESPN Networks
Dec. 31	at Saint Mary's*	Moraga, California	8 p.m.	ESPNU
Jan. 2	at Pacific*	Stockton, California	3 p.m.	CSN BA/ROOT NW/TWC SN
Jan. 7	Santa Clara*	Provo, Utah	9 p.m.	ESPNU
Jan. 9	San Francisco*	Provo, Utah	7 p.m.	BYUtv
Jan. 14	at Gonzaga*	Spokane, Washington	6 p.m.	ESPN or ESPN2
Jan. 16	at Portland*	Portland, Oregon	3 p.m.	ROOT NW&RM/CSN CA
Jan. 21	at Loyola Marymount*	Los Angeles, California	8 p.m.	TWC SN/CSN +
Jan. 23	at Pepperdine*	Malibu, California	5 p.m.	BYUtv
Jan. 28	Loyola Marymount*	Provo, Utah	9 p.m.	ESPNU
Jan. 30	Pepperdine*	Provo, Utah	8 p.m.	ESPN2
Feb. 4	Saint Mary's*	Provo, Utah	7 p.m.	BYUtv
Feb. 6	Pacific*	Provo, Utah	2 p.m.	TWC SN/ROOT NW&RM/CSN CA
Feb. 11	at San Francisco*	San Francisco, California	7 p.m.	BYUtv
Feb. 13	at Santa Clara*	Santa Clara, California	1 p.m.	TWC SN/ROOT NW&RM/CSN CA
Feb. 18	at San Diego*	San Diego, California	8 p.m.	ESPNU
Feb. 20	San Diego*	Provo, Utah	7 p.m.	BYUtv
Feb. 25	Portland*	Provo, Utah	9 p.m.	ESPNU
Feb. 27	Gonzaga*	Provo, Utah	TBA	ESPN or ESPN2
Mar. 3-8	WCC Basketball Championships	Las Vegas	TBA	ESPN Networks/BYUtv

^ Exhibition

@ ESPN Tip-Off Marathon

+ at EnergySolutions Arena

Diamond Head Classic

* WCC Game

All times local to site





COUGAR BASKETBALL 2015-2016

::Quick Facts



UNIVERSITY INFORMATION

Location Provo, Utah
 Founded Oct. 15, 1875
 Elevation 4,553 feet
 Enrollment 33,336
 Nickname Cougars
 Mascot Cosmo
 Colors Blue and White
 Arena (capacity) Marriott Center (18,987)
 Conference West Coast Conference
 President Kevin J Worthen
 Athletics Director Tom Holmoe

BYU TEAM INFO

2014-15 Overall Record 25-10
 Conference Record/Finish 13-5 (2nd WCC)
 2015 Postseason NCAA, 0-1
 lost to Ole Miss, 94-90 (NCAA First Round)
 2015 Final National Ranking NR/NR
 Starters Returning/Lost 3/2
 Lettermen Returning/Lost 6/10
 Returning Redshirts 4
 Newcomers 6



BASKETBALL STAFF

Head Coach Dave Rose
 Alma Mater (year) Houston (1983)
 Record at School (years) 257-88 (11th year)
 Career Division I Record (years) same
 Office phone for head coach Call SID
 Best time/day to reach coach Call SID
 Basketball Office Fax (801) 422-5965
 Associate Head Coach (Alma Mater, year)
 Tim LaComb (Utah, 2006)
 Assistant Coaches (Alma Mater, year)
 Terry Nashif (BYU, 2005)
 Quincy Lewis (Wagner, 1993)
 Director of Basketball Operations (Alma Mater, year)
 Andrew May (BYU, 2010)

PROGRAM HISTORY

First Year of Basketball 1903
 Overall All-Time Record 1738-1048 (.624)
 Winning Seasons 88 (last 2015)
 Conference Championships 29 (last 2011)
 Postseason Appearances (record) 40 (30-41)
 Total NCAA Appearances (record) 29 (15-32)
 Last NCAA Appearance 2015
 Result (0-1) lost, NCAA First Round
 (Dayton) vs. Ole Miss, 94-90
 Total NIT Appearances (Record) 11 (15-9)
 Last NIT Appearance 2013
 Result (3-1) lost vs. Baylor, 76-70



MEDIA RELATIONS

Basketball Media Relations Kyle Chilton
 Office Phone 801-422-4909
 Cell Phone 801-372-2080
 Email: kyle_chilton@byu.edu
 Associate AD Communications Duff Tittle
 Office Phone 801-422-8948
 Cell Phone 801-372-4401
 Email duff_tittle@byu.edu
 Media Relations Main Office 801-422-8948
 Media Relations Fax 801-422-0633
 Website www.byucougars.com
 Address 30 SFH, Provo, UT 84602-2239
 Marriott Center Pressrow Phone . . 801-422-3675





THIS IS COUGAR BASKETBALL



2015-16 BYU BASKETBALL SEASON PREVIEW

BYU basketball opens the 2015-16 season on Nov. 13 against Utah Valley in the Marriott Center. With four returners with starting experience and a talented group of newcomers, the Cougars are preparing to light up scoreboards across the country while competing for the West Coast Conference title and fighting for a return trip to the NCAA tournament.

Since Dave Rose took over the program in 2005, the Cougars have averaged 26 wins and have earned a postseason bid in 10-straight seasons. Last season the Cougars finished 25-10 overall and second in the WCC at 13-5. BYU received an at-large bid to the NCAA tournament as a No. 14 seed. It was the program's eighth trip to the NCAA tournament in the last nine seasons.

RETURNING LETTERMEN

Senior guard Kyle Collinsworth is coming off a record-setting 2014-15 season in which he averaged 13.8 points, 8.7 rebounds, 6.0 assists and 1.8 steals and posted six triple-doubles to set the NCAA single-season record and tie the career record. Collinsworth was the only player in the country ranked in the top 100 in rebounds (42nd), assists (16th) and steals (71st), putting him on the short list in the conversation for most versatile player in the country. In addition to the statistical accolades, Collinsworth earned first-team All-West Coast Conference and honorable mention AP All-America honors – all despite having suffered a torn right ACL at the end of the 2013-14 season.

Other returning starters include senior guard Chase Fischer, sophomore center Corbin Kaufusi and senior forward Nate Austin. Fischer started 33 of 34 games played and averaged 13.2 points and hit 103 3-pointers, the second most in a single season in BYU history. He also set the BYU single game record with 10 treys against Chaminade at the Maui Invitational.

Kaufusi, a former football recruit, started the last 13 games and emerged as a defensive presence

and solid finisher around the rim. He averaged 3.4 points, 3.9 rebounds and a block. Kaufusi's 34 blocks were the third most by a BYU freshman. Austin was granted a fifth year of eligibility after suffering a season-ending hamstring injury in the 10th game last season. He started all 10 games he played and has 53 career starts.

Austin gives BYU a strong rebounding and defensive presence and is a capable shooter out to the 3-point line.

Guards Cory Calvert and Jake Toolson are BYU's other returning players with experience. Calvert, a



combo guard, played his freshman season in 2012-13 before serving a two-year LDS mission in Boston. He averaged 1.9 points and 0.7 rebounds. Toolson, a sophomore, averaged 2.3 points and 1.4 rebounds in 2014-15. Toolson has excellent range, demonstrated by his 40.0 percent accuracy from downtown.

NEWCOMERS


Forwards Kyle Davis and Jamal Aytes will suit up for the Cougars for the first time in 2015-16. Davis sat out last season after transferring from Utah State, where he started 27 games and averaged 9.1 points, 7.6 rebounds and 1.3 blocks as a sophomore in 2013-14. Aytes, a sophomore, saw limited action at UNLV early in 2013-14 before he transferred to BYU. He redshirted last season due to an ankle injury. Both Davis and Aytes will give BYU improved post scoring and rebounding this season.

Freshman guards Cooper Ainge and Jordan Chatman are also coming off redshirt seasons. Ainge redshirted at BYU before serving a mission in Chile. Chatman, who redshirted last season, was the Gatorade Washington Boys Basketball Player of the Year and the MVP of the state tournament as a senior in high school. He served a mission in Taiwan before coming to BYU.

Guard Nick Emery, from Alpine, Utah, and Lone Peak High School, headlines a group of four returned missionary true freshmen on the roster. Emery, who served in Germany, won three state titles at Lone Peak and led the Knights to the MaxPreps.com national title in 2013. The younger brother of BYU's all-time steals leader, Jackson Emery, was a third-team All-American and a three-time first-team all-state honoree.

Jakob Hartsock, the younger brother of former Cougar Noah Hartsock, prepped at Bartlesville High School and served his mission in Las Vegas. An all-state honoree, Hartsock gives BYU depth as a stretch four with deep range. Braiden Shaw is coming off a mission to Sacramento, California, and hails from Eagle, Idaho. The 6-foot-9 forward earned second-team all-state honors. Alan Hamson joins BYU after recently returning from a mission to Ventura, California. The 7-foot-2 center averaged 6.0 blocks per game his senior year at Pleasant Grove High School.

Zac Seljaas is BYU's lone true freshman coming right out of high school. The 2015 Utah Gatorade Player of the Year led Bountiful High School to back-to-back state titles. As a senior he averaged 25.4 points per game. BYU also adds Elon transfer Elijah Bryant, the 2015 Colonial Athletic Conference Rookie of the Year. Bryant averaged 14.2 points, 4.2 rebounds, 2.7 assists and 1.3 steals as a freshman. He will sit out this season due to NCAA transfer rules.





KYLE COLLINSWORTH
ALL-AMERICA CANDIDATE

- A Cousy Award candidate
- Named to the Lute Olson All-America Team and an AP Honorable Mention All-American in 2014-15
- Named to the 2014-15 All-WCC First Team and the WCC All-Tournament Team
- Named to the USBWA All-District First Team and the NABC All-District Second Team in 2014-15
- Four-time WCC Player of the Week (Dec. 8, Dec. 30, Feb. 9, March 2)
- Named to the All-High Major Third Team by CollegeSportsMadness.com
- Named the Comeback Player of the Year at the 2015 Y Awards
- Set the NCAA single-season record and tied the NCAA career record with 6 triple-doubles in 2014-15
- The only player in the NCAA ranked in the top 100 in rebounds (42nd), assists (16th) and steals (71st) in 2014-15
- Led the NCAA in triple-doubles, was 15th in total assists, 16th in assists per game, 23rd in double-doubles, 39th in defensive rebounds per game, 42nd in rebounds per game, 43rd in total rebounds, 63rd in total steals, 71st in steals per game, 84th in free throw attempts, 94th in assist/turnover ratio and 95th in free throws made
- Has 65 career games in double figures, 27 career games with double figure rebounds and 22 career double-doubles

ESPN's Jay Bilas on Collinsworth

"For anybody to put up a triple-double – I don't care who it's against – is noteworthy. And in the college game, it's only a 40 minute game. It's really hard to do. That's incredibly impressive."

"He plays incredibly hard. To do it in all those different categories is really, really awesome."

ESPN's Sean Farnham on Collinsworth

"This season he gets the #NoLoveTeam All-America nod; next season, he should be on the preseason lists of the top players in the country."

ESPN's Roxy Bernstein on Collinsworth

"If I'm going with the most valuable player, to me it's Collinsworth because of everything he does for BYU. Scores, rebounds, assists, defend, you name it, he does it."

ESPN's Seth Greenberg on Collinsworth (Tweet)

"Kyle Collinsworth might be the most complete player in CBB. Triple double machine don't count out Cougars. Mission reload!"



CHASE FISCHER

ALL-WCC, ALL-DISTRICT CANDIDATE

- In 2014-15, ranked 10th in the nation in 3-point field goals, 18th in 3-point field goals per game, 22nd in 3-point field goal attempts and 27th in 3-point field-goal percentage
- Ranked 1st in the WCC in 3-point field goals made, 8th in 3-point field goal percentage and 13th in scoring
- Set the BYU record for 3-pointers in a game with 10 vs. Chaminade at the Maui Invitational
- Ranks 4th for most consecutive games with a 3-pointer in a single season at BYU with 18
- Made 6 3s vs. Ole Miss in the NCAA tournament, tied for second most in BYU history in NCAA tournament games
- Made 6 3s vs. Portland in the WCC tournament, the second most in BYU history in a conference tournament game
- Ranks 2nd in BYU history for 3-pointers in a single season (103) and 4th in 3-point field goal percentage (41.5 percent, minimum 70 3-point field goals made)
- Ranks 2nd in BYU history for games with 5 3-pointers (8) and is tied for second in games with 3 3-pointers (17)



2015-16 BYU NUMERICAL ROSTER

No.	Name	Pos.	Ht.	Wt.	Yr.	Exp	Hometown (Previous School)
1	Chase Fischer	G	6-3	190	Sr.	1L	Ripley, W.Va. (Wake Forest)
2	Zac Seljaas	G	6-7	215	Fr.	HS	Bountiful, Utah (Bountiful HS)
3	Elijah Bryant	G	6-5	210	So.	TR	Gwinnett, Ga. (Elon)
4	Nick Emery	G	6-2	185	Fr.	HS	Alpine, Utah (Lone Peak HS)
5	Kyle Collinworth	G	6-6	215	Sr.	3L	Provo, Utah (Provo HS)
10	Cooper Ainge	G	6-0	180	Fr.	RS	Wellesley, Mass. (Wellesley HS)
12	Alan Hamson	C	7-2	210	Fr.	HS	Lindon, Utah (Pleasant Grove HS)
15	Jake Toolson	G	6-5	205	So.	1L	Gilbert, Ariz. (Highland HS)
21	Kyle Davis	F	6-8	225	Jr.	TR	Draper, Utah (Utah State)
23	Cory Calvert	G	6-3	190	So.	1L	Parker, Colo. (Chaparral HS)
25	Jordan Chatman	G	6-5	195	Fr.	RS	Vancouver, Wash. (Union HS)
31	Braiden Shaw	F	6-9	210	Fr.	HS	Eagle, Idaho (Eagle HS)
33	Nate Austin	F	6-11	245	Sr.	3L	Alpine, Utah (Lone Peak HS)
34	Jakob Hartsock	F	6-8	205	Fr.	HS	Bartlesville, Okla. (Bartlesville HS)
40	Jamal Aytes	F	6-6	235	So.	TR	San Diego, Calif. (UNLV)
44	Corbin Kaufusi	C	6-10	255	So.	1L	Provo, Utah (Timpview HS)

COACHING STAFF

Head Coach:	Dave Rose, 11th year (Houston, 1983)
Hometown:	Houston, Texas
Overall/BYU Record:	257-88 (11th year)
Playing Career:	Houston, 1980-83
Associate Head Coach:	Tim LaComb, 6th year (Utah, 2006)
Assistant Coaches:	Terry Nashif, 9th year (BYU, 2005) Quincy Lewis, 1st year (Wagner, 1993)
Director Basketball Operations:	Andrew May, 1st year (BYU, 2010)
Coordinator of Player Development:	Garrett Faucette, 4th year (BYU, 2008)
Strength and Conditioning Coach:	Bob Medina, 3rd year (UNLV, 1988)
Team Trainer:	Robert Ramos, 14th year (BYU, 1995)

2015-16 BYU ALPHABETICAL ROSTER

No.	Name	Pos.	Ht.	Wt.	Yr.	Exp	Hometown (Previous School)
10	Cooper Ainge	G	6-0	180	Fr.	RS	Wellesley, Mass. (Wellesley HS)
33	Nate Austin	F	6-11	245	Sr.	3L	Alpine, Utah (Lone Peak HS)
40	Jamal Aytes	F	6-6	235	So.	TR	San Diego, Calif. (UNLV)
3	Elijah Bryant	G	6-5	210	So.	TR	Gwinnett, Ga. (Elon)
23	Cory Calvert	G	6-3	190	So.	1L	Parker, Colo. (Chaparral HS)
25	Jordan Chatman	G	6-5	195	Fr.	RS	Vancouver, Wash. (Union HS)
5	Kyle Collinworth	G	6-6	215	Sr.	3L	Provo, Utah (Provo HS)
21	Kyle Davis	F	6-8	225	Jr.	TR	Draper, Utah (Utah State)
4	Nick Emery	G	6-2	185	Fr.	HS	Alpine, Utah (Lone Peak HS)
1	Chase Fischer	G	6-3	190	Sr.	1L	Ripley, W.Va. (Wake Forest)
12	Alan Hamson	C	7-2	210	Fr.	HS	Lindon, Utah (Pleasant Grove HS)
34	Jakob Hartsock	F	6-8	205	Fr.	HS	Bartlesville, Okla. (Bartlesville HS)
44	Corbin Kaufusi	C	6-10	255	So.	1L	Provo, Utah (Timpview HS)
2	Zac Seljaas	G	6-7	215	Fr.	HS	Bountiful, Utah (Bountiful HS)
31	Braiden Shaw	F	6-9	210	Fr.	HS	Eagle, Idaho (Eagle HS)
15	Jake Toolson	G	6-5	205	So.	1L	Gilbert, Ariz. (Highland HS)

33 NATE AUSTIN

SENIOR • FORWARD • 6-11 • 245 • ALPINE, UTAH



CAREER STATISTICS

YEAR	GP-GS	MP	FG-FGA	PCT	3FG-A	PCT	FT-FTA	PCT	O-D-REB	AVG	PF-FO	A	TO	BLK	STL	PTS	AVG
2011-12	35-1	450	58-107	.542	7-23	.304	20-39	.513	53-79-132	3.8	95-6	19	20	15	9	143	4.1
2012-13	36-7	631	52-109	.477	3-15	.200	24-41	.585	77-88-165	4.6	92-5	20	21	23	21	131	3.6
2013-14	35-35	934	48-88	.545	2-4	.500	34-52	.654	90-188-278	7.9	119-6	32	38	31	26	132	3.8
2014-15	10-10	197	9-18	.500	1-5	.200	11-14	.786	15-41-56	5.6	22-3	9	3	2	7	30	3.0
TOTAL	116-53	2212	167-322	.519	13-47	.277	89-146	.610	235-396-575	5.4	328-19	80	82	71	63	436	3.8

CAREER CONFERENCE STATISTICS

YEAR	GP-GS	MP	FG-FGA	PCT	3FG-A	PCT	FT-FTA	PCT	O-D-REB	AVG	PF-FO	A	TO	BLK	STL	PTS	AVG
2011-12	16-1	230	28-52	.538	2-10	.200	12-22	.545	33-36-69	4.3	48-4	9	8	5	5	70	4.4
2012-13	16-0	281	20-39	.513	1-8	.125	7-15	.467	29-39-68	4.3	41-2	8	9	10	9	48	3.0
2013-14	18-18	505	24-42	.571	0-0	.000	21-32	.656	50-94-144	8.0	59-3	13	21	15	9	69	3.8
TOTAL	50-19	1016	72-133	.541	3-18	.167	40-69	.580	112-169-281	5.6	148-9	30	38	30	23	187	3.7

CAREER CONFERENCE TOURNAMENT STATISTICS

YEAR	GP-GS	MP	FG-FGA	PCT	3FG-A	PCT	FT-FTA	PCT	O-D-REB	AVG	PF-FO	A	TO	BLK	STL	PTS	AVG
2012	2-0	26	2-5	.400	0-1	.000	0-0	.000	3-3-6	3.0	7-1	4	0	0	1	4	2.0
2013	1-1	21	2-6	.333	0-1	.000	2-2	1.000	3-1-4	4.0	5-1	0	1	0	0	6	6.0
2014*	1-1	16	1-2	.500	0-0	.000	0-1	.000	5-11-16	5.3	12-1	0	2	2	1	4	1.3
TOTAL	6-4	116	6-15	.400	0-2	.000	2-3	.667	11-15-26	4.3	24-3	4	3	2	2	14	2.3

CAREER POSTSEASON STATISTICS

YEAR	GP-GS	MP	FG-FGA	PCT	3FG-A	PCT	FT-FTA	PCT	O-D-REB	AVG	PF-FO	A	TO	BLK	STL	PTS	AVG
2012*	2-0	17	2-6	.333	1-3	.333	0-0	.000	2-5-7	3.5	3-0	1	1	3	0	5	2.5
2013^	4-4	121	8-11	.727	0-0	.000	3-4	.750	14-17-31	7.8	13-0	5	2	6	4	19	4.8
2014*	1-1	16	1-2	.500	0-0	.000	0-0	.000	4-1-5	5.0	4-0	0	2	0	1	2	2.0
TOTAL	1-0	10	0-4	.000	0-3	.000	0-0	.000	0-1-1	1.0	3-0	2	0	0	0	0	0.0

*NCAA tournament

^NIT

CAREER HIGHS

Points: 15 vs. Weber State – 12/07/11
 Rebounds: 16 vs. San Francisco – 2/08/14
 Assists: 4, twice, last vs. Prairie View A&M – 12/11/13
 Steals: 4 vs. Prairie View A&M – 12/11/13
 Blocks: 3, 3 times, last vs. North Texas – 12/3/13
 FG made: 7 vs. Weber State – 12/07/11
 FG attempts: 8 vs. Weber State – 12/07/11
 3FG made: 1, 13 times, last vs. LBSU – 11/14/14
 3FG attempts: 2, 15 times, last at Utah State – 11/15/13
 FT made: 5, 3 times, last at San Diego – 3/1/14
 FT attempts: 6, 3 times, last vs. Saint Mary's – 2/1/14

MISCELLANEOUS

	14-15	Career
Double figure points	0	4
Double-figure rebounds	1	13
Double-doubles	0	1
3-plus steals	0	2
3-plus blocks	0	3
Rebound leader	3	27
Assist leader	0	1
Dunks	0	16



MEDICAL REDSHIRT (2014-15)

- Started all 10 games played
- Posted season highs of 8 points (Arkansas-Little Rock), 11 rebounds (Arkansas-Little Rock), 3 assists (twice), 2 steals (Arkansas-Little Rock) and 2 blocks (Long Beach State)
- Had 6 points, 9 rebounds, 3 assist and 2 blocks vs. Long Beach State
- Totaled 8 points, 11 rebounds and 2 steals vs. Arkansas-Little Rock
- Posted 5 points, 9 rebounds, 1 assist and 1 steal at Utah State
- Suffered a season-ending hamstring injury vs. Utah on Dec. 10, 2014
- Led the team in rebounds 3 times

JUNIOR (2013-14)

- Ranked 53rd in the nation in total rebounds and 97th in rebounds per game
- Ranked 3rd in the WCC in rebounding, 4th in offensive rebounds, 5th in defensive rebounds and 11th in blocks
- In the BYU record book, totaled the 3rd most offensive rebounds in a season, 2nd most personal fouls in a season and 5th most games started in a season
- Posted season highs of 12 points (at Stanford), 16 rebounds (San Francisco), 4 assists (Prairie View A&M), 4 steals (Prairie View A&M), 3 blocks (North Texas), 5 field goals made (at Stanford) and 5 free throws made (at Portland)
- Scored in double figures twice, had double figure rebounds 10 times, had 1 double-double and had 3-plus steals once and 3-plus blocks once
- Led the team in rebounding 17 times and assists once
- Averaged 3.8 assists, 7.9 rebounds, 0.9 assists and 0.9 blocks and shot .545 from the field and .654 from the free-throw line

SOPHOMORE (2012-13)

- Was 17th in the WCC in rebounding, 13th in blocked shots, 9th in offensive rebounds
- Played in all 36 games and started 7, including the last 5-straight
- Recorded 3-plus steals once and at least one block in 14 games
- Recorded double-figure rebounds once, against Baylor in the final game of the season
- Led the team in rebounding 4 times
- Posted season highs of 9 points (at Gonzaga, vs. Baylor), 11 rebounds (vs. Baylor), 4 assists (vs. Eastern New Mexico), 3 steals (at Iowa State) and 3 blocks (twice)
- Averaged 3.6 points, 4.6 rebounds and 0.6 blocks, shot .477 from the field and .585 from the free-throw line
- Hit 14 of 22 from the field (.636) in the last 8 games of the season

FRESHMAN (2011-12)

- Played in every game this season and started 1 game
- Posted season highs of 15 points, 10 rebounds, 3 assists and 2 blocks
- Tied for 10th in the WCC in offensive rebounds in league games
- Career-high 15 points came on 7 of 8 shooting vs. Weber State
- Hit 3-pointers in four-straight games (Northern Arizona, Oregon, Weber State, Utah)

- Averaged 4.1 points and 3.8 rebounds and added 15 blocks and 9 steals
- Shot .553 from the field and .304 from three

BEFORE BYU

- Helped Lone Peak to a 22-3 record as a senior
- Earned first-team all-state honors as a senior
- Averaged 11.5 points while helping the Knights to a trip to the state title game in 2009
- Helped Lone Peak win the 2008 state title
- Played with former Cougars Tyler Haws and Josh Sharp at Lone Peak
- Coached by Quincy Lewis
- Played for Salt Lake Metro club team directed by Dave Hammer and coached by Marty Haws
- At Las Vegas Spring Showcase scored 24 points and grabbed 22 rebounds in a gold bracket quarterfinal game

PERSONAL

- Parents are Randy and Leslie Austin
- Served a mission for The Church of Jesus Christ of Latter-day Saints in McAllen, Texas
- Also recruited by Boise State and Utah State





2011-12

Table with columns: Opponent, MP, FG, 3FG, FT, REB, PF, A, TO, B, S, PTS. Lists games from 2011-12 season.

2012-13

Table with columns: Opponent, MP, FG, 3FG, FT, REB, PF, A, TO, B, S, PTS. Lists games from 2012-13 season.

2013-14

Table with columns: Opponent, MP, FG, 3FG, FT, REB, PF, A, TO, B, S, PTS. Lists games from 2013-14 season.

2014-15

Table with columns: Opponent, MP, FG, 3FG, FT, REB, PF, A, TO, B, S, PTS. Lists games from 2014-15 season.

5 KYLE COLLINSWORTH

SENIOR • GUARD • 6-6 • 215 • PROVO, UTAH

CAREER STATISTICS

YEAR	GP-GS	MPG	FG-FGA	PCT	3FG-A	PCT	FT-FTA	PCT	O-D-REB	AVG	PF-FO	A	TO	BLK	STL	PTS	AVG
2010-11	36-27	25.7	78-162	.481	7-27	.259	46-81	.568	55-128-183	5.1	73-1	75	56	16	39	209	5.8
2013-14	34-34	33.4	175-352	.497	8-22	.364	117-203	.576	85-190-275	8.1	82-1	156	89	15	57	475	14.0
2014-15	33-33	30.9	158-335	.472	6-21	.286	134-182	.736	81-205-286	8.7	73-1	197	96	11	59	456	13.8
TOTAL	103-94	29.9	411-849	.484	21-70	.300	297-466	.637	221-523-744	7.2	228-3	428	241	42	155	1140	11.1

CAREER CONFERENCE STATISTICS

YEAR	GP-GS	MP	FG-FGA	PCT	3FG-A	PCT	FT-FTA	PCT	O-D-REB	AVG	PF-FO	A	TO	BLK	STL	PTS	AVG
2010-11	15-10	24.3	26-57	.456	3-8	.375	23-31	.742	20-59-79	5.3	31-1	32	26	8	10	78	5.2
2013-14	18-18	32.4	93-181	.514	3-8	.375	65-112	.580	51-86-137	7.6	43-1	82	48	6	37	254	14.1
2014-15	17-17	31.7	85-173	.491	1-9	.111	64-86	.744	45-113-158	9.3	36-1	104	39	6	27	235	13.8
TOTAL	50-45	29.7	204-411	.496	7-25	.280	152-229	.664	116-258-374	7.5	110-3	218	113	20	74	567	11.3

CAREER CONFERENCE TOURNAMENT STATISTICS

YEAR	GP-GS	MP	FG-FGA	PCT	3FG-A	PCT	FT-FTA	PCT	O-D-REB	AVG	PF-FO	A	TO	BLK	STL	PTS	AVG
2011	3-3	31.3	7-11	.636	0-0	.000	4-9	.444	13-11-24	8.0	6-0	5	3	0	5	18	6.0
2014	3-3	34.3	23-42	.548	0-2	.000	8-15	.533	13-21-34	11.3	8-0	5	9	0	4	54	18.0
2015	3-3	32.3	18-38	.474	1-1	1.000	19-25	.760	10-20-30	10.0	3-0	19	8	0	4	56	18.7
TOTAL	9-9	32.7	48-91	.527	1-3	.333	31-49	.633	36-52-88	9.8	17-0	29	20	0	13	128	14.2

CAREER POSTSEASON STATISTICS

YEAR	GP-GS	MP	FG-FGA	PCT	3FG-A	PCT	FT-FTA	PCT	O-D-REB	AVG	PF-FO	A	TO	BLK	STL	PTS	AVG
2011*	3-3	35.7	5-14	.357	0-1	.000	3-7	.429	7-26-33	11.0	7-0	6	6	1	8	13	4.3
2015	1-1	26.0	1-7	.143	0-0	.000	6-9	.667	1-6-7	7.0	4-0	10	5	0	0	8	8.0
TOTAL	4-4	26.8	6-21	.286	0-1	.000	9-16	.563	8-32-40	10.0	11-0	16	11	1	8	21	5.3

*NCAA tournament

CAREER HIGHS

Points: 28 vs. Gonzaga - 3/10/15
 Rebounds: 16 vs. LMU - 3/8/14
 Assists: 11, 3 times, last vs. Portland - 3/9/15
 Steals: 6 vs. Purdue - 11/26/14
 Blocks: 3, twice, last vs. LMU - 1/11/14
 FG made: 10 vs. LMU - 3/8/14
 FG attempts: 22 vs. Gonzaga - 3/10/15
 3FG made: 2, twice, last at UMass - 1/1/11
 3FG attempts: 5 vs. Fresno Pacific - 1/1/11
 FT made: 10 at Utah State - 12/2/14
 FT attempts: 13 vs. Portland - 12/29/14

MISCELLANEOUS

	14-15	Career
Double figure points	25	65
20-plus points	6	9
Double-figure rebounds	14	27
Double-doubles	14	22
3-plus steals	11	24
3-plus blocks	0	1
Scoring leader	4	10
Rebound leader	24	49
Assist leader	26	48
Dunks	23	51



JUNIOR (2014-15)

- A team captain
- Named to the Lute Olson All-America Team and an AP Honorable Mention All-American
- Named to the All-WCC First Team and the WCC All-Tournament Team
- Named to the USBWA All-District First Team and the NABC All-District Second Team
- Was a candidate for the Cousy Award
- Four-time WCC Player of the Week (Dec. 8, Dec. 30, Feb. 9, March 2)
- Named to the All-High Major Third Team by CollegeSportsMadness.com
- Named the Comeback Player of the Year at the 2015 Y Awards
- Set the NCAA single-season record and tied the NCAA career record with 6 triple-doubles
- The only player in the NCAA ranked in the top 100 in rebounds (42nd), assists (16th) and steals (71st)
- Led the NCAA in triple-doubles, was 15th in total assists, 16th in assists per game, 23rd in double-doubles, 39th in defensive rebounds per game, 42nd in rebounds per game, 43rd in total rebounds, 63rd in total steals, 71st in steals per game, 84th in free throw attempts, 94th in assist/turnover ratio and 95th in free throws made
- Ranked 2nd in the WCC in rebounding, 2nd in assists, 2nd in steals, 2nd in defensive rebounds, 5th in assist/turnover ratio, 5th in offensive rebounds, 12th in scoring and 15th in free-throw percentage
- Concluded his junior season 2nd all-time at BYU in career 10-assist games, T-3rd in 3-steals games, 4th in assists per game, 4th in steals per

- game, T-5th in 5-steal games, 6th in offensive rebounds, 7th in steals, 8th in assists, 9th in assist/turnover ratio, 13th in rebounds, T-14th in double-doubles and 36th all-time in scoring
- Finished the 2014-15 season among the top 10 in BYU single-season history in 10-assist games (1st), assists (3rd), assists per game (3rd), 3-steals games (T-4th), steals per game (7th), steals (9th), double-doubles (10th) and offensive rebounds (T-10th)
- Posted season highs of 28 points (Gonzaga), 15 rebounds (twice), 11 assists (3 times), 6 steals (Purdue) and 2 blocks (twice)
- Scored in double figures 25 times, 20-plus points 6 times
- Had 14 double-doubles, double figure rebounds 14 times and 3-plus steals 11 times
- Led BYU in scoring 4 times, rebounds 24 times and assists 26 times

SOPHOMORE (2013-14)

- A team captain
- Named to the All-WCC Team and the

WCC All-Tournament Team

- Named to the CollegeSportsMadness.com All-WCC Third Team
- Ranked 83rd in the nation in assists per game, 89th in steals per game, 86th in rebounds per game, 60th in total assists and 58th in total rebounds
- Ranked 2nd in the WCC in rebounding, 3rd in steals, 3rd in assists, 3rd in defensive rebounds, 5th in offensive rebounds, 7th in minutes played, 11th in assist/turnover ratio, 13th in field-goal percentage and 14th in scoring
- One of only four players in the country to be ranked in the top 100 in assists and steals in 2013-14
- In the BYU record book, totaled the 7th most offensive rebounds in a season, 7th most offensive rebounds per game, 7th most 3 steal games, 8th most 5 steal games, 9th most assists, 9th most steals and 9th most steals per game
- Posted season highs of 23 points (Loyola Marymount), 16 rebounds (Loyola Marymount), 8 assists (twice), 5 steals (twice), 3 blocks



- (Loyola Marymount), 10 field goals made (Loyola Marymount), 2 3-pointers (at UMass) and 8 free throws made (Saint Mary's)
- Scored in double figures 30 times, 20-plus points three times, had double figure rebounds 9 times and had 7 double-doubles
- Had 3-plus steals 8 times, led the team in scoring 6 times, rebounding 14 times and assists 17 times
- Averaged 14.0 points, 8.1 rebounds, 4.6 assists and 1.7 steals and shot .497 from the field, .364 from three and .576 from the free-throw line

FRESHMAN (2010-11)

- Averaged 5.8 points, 5.1 rebounds, 2.1 assists and 1.1 steals while shooting .481 from the field, .259 from three and .568 from the free-throw line
- Posted season highs of 16 points, 15 rebounds, 6 assists, 4 steals and 3 blocks
- Scored in double figures 10 times, had double-figure rebounds 3 times and had 1 double-double
- Led the team in rebounds 11 times and assists 5 times
- Posted 15 rebounds against Florida in the NCAA Tournament
- Had 11 points and 9 boards vs. New Mexico in the MWC Tournament

- Had 11 points, 8 rebounds and 4 assists vs. Wyoming
- At Colorado State had 16 points, 6 rebounds and 6 assists
- Posted 12 points and 10 boards at Creighton

BEFORE BYU

- Played for Craig Drury and helped Provo High to state titles as a freshman and sophomore, a second-place state finish as a junior and a trip to the state semifinals as a senior
- Participated in the NBA Players' Association Top 100 camp in Virginia in the summer of 2009
- Named to Long Beach Press-Telegram Best in the West First Team
- Played in the High School Academic All-American Classic where he received the Shooter's Touch Community Service Award
- Named Deseret News Mr. Basketball, Salt Lake Tribune Male Athlete of the Year and Utah Gatorade Player of the Year as a senior and earned first-team all-state honors from the Deseret News and the Salt Lake Tribune and was the Daily Herald's All-Valley Player of the Year
- Averaged 23.7 points, 10.0 rebounds, 7.8 assists and 3.4 steals and recorded five triple-doubles and led Provo to a 19-4 record

- Earned first-team all-state honors as a junior and averaged 18.4 points, 5.4 rebounds and 7.0 assists and led Provo to a 24-1 record
- Named first-team all-state as a sophomore and averaged 14.7 points, 4.8 rebounds and 3.0 assists and led Provo to a 22-3 record
- Played for Utah Pump 'N Run Red AAU team

PERSONAL

- Parents are Jeff and Alisa
- Wife Shea Martinez-Collinsworth is an All-American track athlete at BYU
- Has two sisters and two brothers
- Brother is Chris Collinsworth, a former forward for the Cougars
- Served a mission for The Church of Jesus Christ of Latter-day Saints in Russia
- Also recruited by Kansas, Oklahoma State, Arizona State, Utah, Marquette, Virginia, Stanford and USC





2010-11

Opponent	MP	FG	3FG	FT	REB	PF	A	TO	B	S	PTS
Fresno State	22	1-1	0-0	2-4	0-1-1	3	3	3	0	2	4
Utah State	21	2-4	0-0	0-2	2-0-2	4	2	1	0	2	4
Chicago State	22	5-11	0-2	2-6	4-3-7	1	5	0	0	3	12
Mississippi Valley	21	1-3	0-0	2-3	1-2-3	0	3	0	0	2	4
vs South Florida	21	2-6	0-1	1-2	1-1-2	0	2	1	0	0	5
vs Saint Mary's	33	4-6	0-0	2-4	0-0-0	1	2	4	1	1	10
at Creighton	31	6-11	0-2	0-2	3-7-10	3	2	1	1	0	12
vs Hawaii	28	3-5	0-1	2-3	1-1-2	4	3	1	0	1	8
vs Vermont	22	1-2	0-0	0-0	0-3-3	2	3	2	0	0	2
vs Arizona	31	5-7	0-0	2-3	1-3-4	1	0	2	1	0	12
vs UCLA	29	2-6	0-1	2-4	0-2-2	2	2	2	0	0	6
at Weber State	23	2-4	1-2	0-0	1-4-5	1	2	1	3	2	5
UTEP	22	1-4	1-3	0-0	0-0-0	3	3	1	0	0	3
at Buffalo	14	1-2	0-1	1-1	0-3-4	4	0	1	0	0	3
Fresno Pacific	20	4-8	2-5	0-0	1-2-3	0	0	1	1	3	10
at UNLV	32	0-4	0-1	3-4	1-2-3	5	3	4	0	0	3
Air Force	25	2-5	0-1	3-4	3-3-6	0	3	2	1	0	7
at Utah	35	4-11	1-3	2-2	4-4-8	3	2	2	0	2	11
TCU	32	4-4	0-0	2-2	2-7-9	3	4	4	0	2	10
at Colorado State	36	6-8	1-1	3-4	2-4-6	3	6	2	0	0	16
San Diego State	27	0-1	0-0	0-0	1-1-2	1	2	2	1	1	0
at New Mexico	29	2-4	0-0	1-2	2-4-6	4	1	0	1	1	5
at Wyoming	22	1-4	0-0	0-2	0-5-5	3	0	1	1	1	2
UNLV	14	1-4	1-1	3-4	1-1-2	3	1	3	0	1	6
at Air Force					DNP						
Utah	14	0-1	0-0	2-2	0-5-5	0	1	0	1	0	2
at TCU	24	0-0	0-0	1-2	3-5-8	0	3	1	1	1	1
Colorado State	22	1-1	0-0	2-2	0-8-8	1	3	2	1	0	4
at San Diego State	5	0-0	0-0	0-0	0-2-2	0	0	0	0	0	0
New Mexico	19	0-2	0-0	0-0	0-1-1	1	2	2	0	0	0
Wyoming	29	5-8	0-1	1-1	1-7-8	4	1	1	1	1	11
vs TCU	30	1-1	0-0	3-6	2-6-8	3	2	0	0	3	5
vs New Mexico	34	5-6	0-0	1-3	5-4-9	1	0	1	0	1	11
vs San Diego State	30	1-4	0-0	0-0	6-1-7	2	3	2	0	1	2
vs Wofford	35	1-5	0-0	0-2	3-8-11	3	3	2	0	4	2
vs Gonzaga	34	2-5	0-1	2-3	1-6-7	1	2	2	1	3	6
vs Florida	38	2-4	0-0	1-2	3-12-15	3	1	2	0	1	5

2010-15

Opponent	MP	FG	3FG	FT	REB	PF	A	TO	B	S	PTS
Long Beach State	13	3-6	0-1	0-0	1-1-2	3	1	5	0	1	6
Arkansas-Little Rock	17	2-5	0-0	1-4	3-5-8	3	6	4	0	1	5
Southern Virginia					DNP						
vs San Diego State	45	7-14	1-2	6-8	1-6-7	4	6	2	0	3	21
vs Chaminade	21	4-10	0-0	6-7	3-5-8	1	6	3	0	3	14
vs Purdue	40	3-10	0-1	3-4	1-3-4	4	8	4	1	6	9
Eastern Kentucky	23	3-5	1-1	4-5	1-3-4	2	5	4	0	3	11
at Utah State	33	5-12	0-2	10-10	4-6-10	1	4	2	1	3	20
vs Hawaii	35	8-14	1-2	2-4	2-10-12	1	10	6	2	1	19
Utah	38	7-15	1-2	2-5	1-8-9	2	5	2	1	1	17
at Weber State	19	1-2	0-0	0-0	0-2-2	4	2	4	0	1	2
Stanford	34	6-12	0-0	3-4	3-7-10	3	7	5	0	2	15
UMass	39	5-12	0-0	8-11	5-10-15	2	4	3	0	3	18
Gonzaga	31	5-11	1-2	2-3	2-8-10	1	10	4	0	1	13
Portland	32	6-8	0-0	9-13	4-4-8	2	4	2	2	2	21
at Santa Clara	29	3-9	0-0	2-2	4-11-15	1	6	2	0	3	8
at San Francisco	27	5-7	0-0	2-2	0-12-12	2	10	2	0	1	12
Pepperdine	25	1-8	0-3	2-2	1-2-3	3	2	3	0	2	4
Loyola Marymount	30	4-5	0-0	5-8	4-6-10	2	8	2	0	4	13
at Pacific	38	6-10	0-1	5-6	3-8-11	1	11	2	1	3	17
at Saint Mary's	28	3-7	0-0	4-4	0-6-6	4	3	1	0	0	10
at San Diego	29	6-14	0-1	1-2	1-8-9	1	3	2	0	0	13
San Francisco	33	4-11	0-0	0-1	2-4-6	2	5	1	0	2	8
Santa Clara					DNP						
at Pepperdine	32	6-9	0-1	1-3	4-6-10	3	2	4	0	0	13
at Loyola Marymount	36	7-14	0-0	9-11	6-6-12	2	10	1	0	3	23
Saint Mary's	32	7-14	0-0	3-4	2-7-9	0	3	2	0	1	17
Pacific	33	4-8	0-0	4-7	3-9-12	1	9	3	1	0	12
San Diego	35	6-11	0-0	4-4	3-8-11	4	4	4	1	0	16
at Portland	34	4-10	0-0	7-7	0-6-6	2	11	2	0	3	15
at Gonzaga	35	8-17	0-1	4-7	6-2-8	5	3	2	1	2	20
vs Santa Clara	30	5-8	0-0	5-8	2-6-8	2	3	1	0	1	15
vs Portland	32	4-8	0-0	5-6	4-10-14	0	11	4	0	2	13
vs Gonzaga	35	9-22	1-1	9-11	4-4-8	1	5	3	0	1	28
vs Ole Miss	26	1-7	0-0	6-9	1-6-7	4	10	5	0	0	8

2013-14

Opponent	MP	FG	3FG	FT	REB	PF	A	TO	B	S	PTS
Weber State	37	4-9	0-0	3-4	2-8-10	3	6	2	1	1	11
at Stanford	36	4-11	1-1	5-8	2-5-7	4	9	3	1	3	14
Mount St. Mary's	32	5-7	1-1	2-4	0-10-10	1	4	1	0	1	13
Colorado Mesa	33	5-11	1-3	4-7	2-4-6	2	6	1	0	4	15
Iowa State	34	4-12	0-0	3-4	1-8-9	2	4	0	0	0	11
vs Texas	35	5-9	0-0	3-5	0-8-8	4	5	6	0	1	13
vs Wichita State	31	2-6	0-0	2-6	2-7-9	4	3	4	0	1	6
vs Utah State	38	3-7	0-0	1-4	4-9-13	2	8	1	2	2	7
North Texas	25	8-12	0-0	1-1	2-3-5	3	6	3	0	1	17
at Massachusetts	37	4-9	2-3	4-7	1-6-7	3	3	5	0	0	14
Prairie View A&M	34	7-12	0-1	5-8	1-5-6	1	3	0	2	0	19
at Utah	37	3-11	0-2	6-10	2-7-9	0	4	2	1	1	12
at Oregon	41	5-13	0-1	5-8	2-3-5	2	8	4	2	1	15
at Loyola Marymount	34	7-13	0-0	4-5	3-5-8	1	3	5	1	1	18
at Pepperdine	38	4-8	0-0	3-6	6-7-13	2	7	3	2	5	11
San Diego	30	5-6	1-1	1-2	3-4-7	2	8	2	0	1	12
Pepperdine	35	5-11	0-0	5-8	4-6-10	3	9	2	0	3	15
Loyola Marymount	30	7-9	0-0	6-8	6-3-9	4	5	4	3	2	20
at San Francisco	28	7-10	0-0	5-7	3-1-4	3	0	1	0	3	19
at Santa Clara	37	5-9	0-0	8-12	3-4-7	2	4	4	0	3	18
at Portland	43	3-8	0-0	6-12	3-9-12	4	4	6	0	1	12
at Gonzaga	36	6-12	0-2	1-4	3-4-7	0	4	1	0	0	13
Pacific	30	2-9	0-0	6-8	2-4-6	3	5	4	0	2	10
Saint Mary's	35	6-13	0-0	8-10	2-7-9	2	2	3	0	0	20
Santa Clara	23	6-11	0-0	6-11	2-1-3	3	4	2	0	5	18
San Francisco	33	8-15	1-2	2-8	3-5-8	3	4	3	0	2	19
at Pacific	34	5-8	0-0	0-2	1-6-7	2	5	0	0	3	10
at Saint Mary's	34	7-14	0-0	0-0	1-5-6	5	3	3	0	0	14
Gonzaga	31	4-11	0-2	0-2	3-2-5	1	5	2	0	2	8
Portland	28	3-8	0-0	1-2	2-9-11	1	7	1	0	2	7
at San Diego	24	3-6	1-1	3-5	1-4-5	2	3	2	0	2	10
vs LMU	37	10-15	0-1	3-8	6-10-16	3	2	0	0	3	23
vs San Francisco	42	8-16	0-1	2-2	6-6-12	4	2	3	0	1	18
vs Gonzaga	24	5-11	0-0	3-5	1-5-6	1	1	4	0	0	13
vs Oregon					DNP						

1 CHASE FISCHER

SENIOR • GUARD • 6-3 • 190 • RIPLEY, WEST VIRGINIA



CAREER STATISTICS

YEAR	GP-GS	MP	FG-FGA	PCT	3FG-A	PCT	FT-FTA	PCT	O-D-REB	AVG	PF-FO	A	TO	BLK	STL	PTS	AVG
2011-12*	31-3	26.1	62-177	.350	39-122	.320	32-39	.821	11-56-67	2.2	38-1	46	33	1	24	195	6.3
2012-13*	31-3	14.2	47-119	.395	35-83	.422	9-15	.600	5-30-35	1.1	24-0	20	20	3	11	138	4.5
2014-15	34-33	26.9	147-351	.419	103-248	.415	51-65	.785	10-64-74	2.2	50-0	67	49	2	25	448	13.2
TOTAL**	34-33	26.9	147-351	.419	103-248	.415	51-65	.785	10-64-74	2.2	50-0	67	49	2	25	448	13.2

*Wake Forest **Total reflects BYU statistics only

CAREER CONFERENCE STATISTICS

YEAR	GP-GS	MP	FG-FGA	PCT	3FG-A	PCT	FT-FTA	PCT	O-D-REB	AVG	PF-FO	A	TO	BLK	STL	PTS	AVG
2014-15	17-16	24.5	69-164	.421	48-115	.417	26-32	.813	6-33-39	2.3	19-0	28	21	1	12	212	12.5
TOTAL	17-16	24.5	69-164	.421	48-115	.417	26-32	.813	6-33-39	2.3	19-0	28	21	1	12	212	12.5

CAREER CONFERENCE TOURNAMENT STATISTICS

YEAR	GP-GS	MP	FG-FGA	PCT	3FG-A	PCT	FT-FTA	PCT	O-D-REB	AVG	PF-FO	A	TO	BLK	STL	PTS	AVG
2014	3-3	29.7	12-34	.353	8-21	.381	4-5	.800	1-4-5	1.7	5-0	3	3	0	0	36	12.0
TOTAL	6-6	32.8	30-53	.566	0-2	.000	12-24	.500	26-32-58	9.7	14-0	10	12	0	9	72	12.0

CAREER POSTSEASON STATISTICS

YEAR	GP-GS	MP	FG-FGA	PCT	3FG-A	PCT	FT-FTA	PCT	O-D-REB	AVG	PF-FO	A	TO	BLK	STL	PTS	AVG
2011*	1-1	34.0	7-14	.500	6-12	.500	3-4	.750	0-5-5	5.0	2-0	2	1	0	0	23	23.0
TOTAL	1-1	34.0	7-14	.500	6-12	.500	3-4	.750	0-5-5	5.0	2-0	2	1	0	0	23	23.0

*NCAA tournament

CAREER HIGHS

Points: 30 vs. Chaminade – 11/25/14
 Rebounds: 5, twice, last at Saint Mary's – 1/17/15
 Assists: 5, twice, last vs. Hawai'i – 12/6/14
 Steals: 3 vs. Hawai'i – 12/6/14
 Blocks: 1, twice, last vs. LMU – 1/10/15
 FG made: 10 vs. Chaminade – 11/25/14
 FG attempts: 15, twice, last vs. Portland – 3/9/15
 3FG made: 10 vs. Chaminade – 11/25/14
 3FG attempts: 13 vs. Chaminade – 11/25/14
 FT made: 5 vs. LBSU – 11/14/14
 FT attempts: 5, 3 times, last vs. Portland – 3/9/15

MISCELLANEOUS

	14-15	Career
Double figure points	21	21
20-plus points	6	6
3-plus steals	1	1
3-plus 3-pointers	17	17
Scoring leader	4	4

**JUNIOR (2014-15)**

- A team captain
- Ranked 10th in the nation in 3-point field goals, 18th in 3-point field goals per game, 22nd in 3-point field goal attempts and 27th in 3-point field-goal percentage
- Ranked 1st in the WCC in 3-point field goals made, 8th in 3-point field goal percentage and 13th in scoring
- Set the BYU record for 3-pointers in a game with 10 vs. Chaminade at the Maui Invitational
- Ranks 4th for most consecutive games with a 3-pointer in a single season with 18
- Made 6 3s vs. Ole Miss in the NCAA tournament, tied for second most in BYU history in NCAA tournament games

- Made 6 3s vs. Portland in the WCC tournament, the second most in BYU history in a conference tournament game
- Ranks 2nd in BYU history for 3-pointers in a single season (103) and 4th in 3-point field goal percentage (.415, minimum 70 3-point field goals made)
- Ranks 2nd in BYU history for games with 5 3-pointers (8) and is tied for second in games with 3 3-pointers (17)
- Posted season highs of 30 points (Chaminade), 5 rebounds (twice), 5 assists (twice), 3 steals (Hawaii) and 10 3-point field goals (Chaminade)
- Scored in double figures 21 times, 20-plus points 6 times and 30-plus points once
- Led BYU in scoring 4 times

REDSHIRT (2013-14)**BEFORE BYU**

- Played in 62 games and started six times for the Wake Forest Demon Deacons in 2011-12 and 2012-13
- A team captain as a sophomore in 2012-13
- As a sophomore averaged 4.5 points and 1.1 rebounds in 14.2 minutes per game while shooting .395 from the field, .422 from three and .600 from the free-throw line
- Scored a career-high 15 points while hitting a career-best 5 of 8 from three

vs. High Point on Dec. 5, 2012

- Scored in double figures five times and hit two-plus threes 10 times
- As a freshman in 2011-12 averaged 6.3 points, 2.2 rebounds and 1.5 assists in 26.1 minutes per game and shot .350 from the field, .320 from three and .821 from the free-throw line
- Scored in double figures nine times and hit two-plus threes 12 times
- Prepped at Ripley High School
- A 2011 first-team Parade All-American
- 2011 Gatorade Boys Basketball Player of the Year for the state of West Virginia and a McDonald's All-America nominee
- Two-time first team all-state selection in 2009-10 and 2010-11
- Received the 2011 Bill Evans Award, which goes to the state's player of the year (was second in the voting as a junior)

PERSONAL

- Parents are John and Robin Fischer
- Older brother Noah played college basketball at Marshall and University of Charleston
- Before committing to Wake Forest was also recruited by Marshall, Ohio, UCF and VCU



2011-12 (at Wake Forest)

Opponent	MP	FG	3FG	FT	REB	PF	A	TO	B	S	PTS
Loyola (MD)	24	0-3	0-3	2-2	1-0-1	5	1	1	0	0	2
Georgia Southern	32	4-9	2-7	3-3	1-1-2	1	3	2	1	3	13
NC Central	27	4-5	2-3	0-0	1-1-2	2	5	0	0	2	10
vs Dayton	29	4-7	4-7	0-0	1-2-3	1	1	0	0	1	12
vs Arizona State	29	1-5	1-5	0-0	0-1-1	1	1	2	0	1	3
vs Texas Tech	29	1-4	1-4	0-0	0-3-3	3	2	0	0	0	3
at Nebraska	31	5-7	3-5	0-0	0-3-3	1	0	1	0	1	13
Richmond	25	0-1	0-0	2-2	1-0-1	2	2	1	0	2	2
at High Point	24	2-4	2-4	0-0	0-3-3	4	1	1	0	1	6
at Seton Hall	24	1-6	0-4	0-0	0-0-0	1	1	0	0	0	2
Gardner-Webb	30	2-5	2-4	5-7	0-5-5	0	2	0	0	2	11
UNCW	32	4-13	3-8	3-3	0-4-4	1	1	2	0	0	14
Yale	16	0-2	0-1	0-0	0-1-1	0	1	3	0	1	0
Wofford	37	1-7	0-5	0-0	1-3-4	1	1	4	0	0	2
Virginia Tech	25	3-7	2-5	0-0	0-0-0	1	1	1	0	0	8
at Maryland	23	1-7	1-5	0-1	0-3-3	4	1	1	0	0	3
NC State	28	2-7	1-4	2-2	0-5-5	0	2	3	0	0	7
at Duke	27	1-4	1-3	2-2	0-1-1	0	1	0	0	0	5
at Boston College	29	4-7	3-6	2-3	0-1-1	2	0	2	0	0	13
Florida State	23	2-6	1-4	2-2	0-1-1	1	0	1	0	1	7
at Clemson	24	3-7	1-2	2-2	0-3-3	0	1	0	0	0	9
North Carolina	22	1-7	0-4	1-2	1-2-3	1	1	2	0	0	3
at NC State	25	3-6	3-6	2-2	1-0-1	2	3	0	0	2	11
at Virginia	23	3-7	2-5	0-0	0-2-2	1	1	2	0	0	8
Clemson	23	1-4	0-1	4-4	0-3-3	0	1	1	0	2	6
Georgia Tech	30	1-9	1-8	0-0	0-1-1	0	2	1	0	0	3
at Miami	38	5-9	2-4	0-0	1-3-4	0	3	0	0	2	12
Boston College	28	3-5	1-2	0-2	0-1-1	0	4	0	0	1	7
Duke	17	0-2	0-0	0-0	1-0-1	1	1	0	0	1	0
at Georgia Tech	21	0-4	0-3	0-0	0-3-3	1	2	0	0	0	0
vs Maryland	15	0-1	0-0	0-0	1-0-1	1	0	2	0	1	0

2012-13 (at Wake Forest)

Opponent	MP	FG	3FG	FT	REB	PF	A	TO	B	S	PTS
Radford	21	4-6	3-5	0-0	0-1-1	2	0	3	0	1	11
vs UConn	8	0-1	0-1	0-0	0-0-0	1	0	1	0	0	0
vs Iona	18	2-6	1-3	0-0	0-0-0	0	3	0	1	0	5
vs Mercer	25	3-7	3-4	2-2	1-3-4	1	1	0	0	0	11
William & Mary	11	1-4	0-2	0-0	0-1-1	0	0	0	0	0	2
Nebraska	13	3-5	2-4	1-2	0-2-2	0	1	1	1	1	9
at Richmond	19	0-1	0-0	0-0	0-0-0	1	1	1	0	1	0
High Point	24	5-10	5-8	0-0	0-2-2	0	0	0	0	2	15
Seton Hall	19	0-3	0-2	0-0	0-1-1	2	1	2	0	0	0
Furman	20	1-5	0-2	0-0	0-1-1	1	1	0	0	0	2
at UNCG	11	4-5	3-3	2-2	0-3-3	1	1	1	0	0	13
Xavier	18	1-3	1-2	0-0	0-1-1	3	1	2	0	1	3
at Duke	20	1-3	1-2	0-0	0-0-0	2	1	1	0	0	3
Virginia	16	1-3	1-2	0-0	1-1-2	0	1	1	0	1	3
Boston College	7	0-3	0-2	0-0	0-1-1	1	0	1	0	0	0
at Clemson	13	1-2	0-1	0-0	0-3-3	1	0	0	0	0	2
at Virginia Tech	13	0-3	0-2	0-0	0-0-0	2	0	0	0	1	0
NC State	5	0-0	0-0	0-0	0-0-0	0	0	0	0	0	0
at Georgia Tech	13	1-3	0-1	3-5	0-0-0	0	1	0	0	0	5
Duke	5	0-1	0-1	0-0	0-0-0	0	0	0	0	0	0
at Maryland	13	1-6	1-5	0-0	0-3-3	0	1	0	0	0	3
at North Carolina	18	2-4	2-4	0-0	0-1-1	1	1	1	0	0	6
Florida State	20	4-6	2-3	0-2	2-2-4	1	0	2	0	2	10
at Boston College	17	2-3	2-3	0-0	0-2-2	1	0	1	0	0	6
Georgia Tech	13	1-6	1-5	0-0	0-2-2	0	0	0	1	1	3
Miami	4	0-0	0-0	0-0	0-0-0	0	0	0	0	0	0
at Florida State	13	3-5	3-5	0-0	1-0-1	2	1	0	0	0	9
Maryland	7	1-3	1-3	0-0	0-0-0	0	0	1	0	0	3
at NC State	16	3-5	2-4	1-2	0-0-0	0	2	0	0	0	9
Virginia Tech	11	1-3	1-2	0-0	0-0-0	0	2	0	0	0	3
vs Maryland	8	1-4	0-2	0-0	0-0-0	1	0	1	0	0	2

2014-15 (at BYU)

Opponent	MP	FG	3FG	FT	REB	PF	A	TO	B	S	PTS
Long Beach State	31	4-9	4-8	5-5	0-3-3	3	5	2	0	1	17
Arkansas-Little Rock	28	7-12	4-7	1-1	0-2-2	1	1	2	0	1	19
Southern Virginia	16	4-9	0-4	2-4	0-3-3	1	3	2	0	0	10
vs San Diego State	42	4-13	3-9	0-0	0-1-1	2	2	3	1	1	11
vs Chamblade	23	10-14	10-13	0-0	0-0-0	2	3	0	0	1	30
vs Purdue	38	2-11	2-11	1-2	0-3-3	1	2	3	0	1	7
Eastern Kentucky	27	7-12	4-8	2-3	0-3-3	2	2	3	0	0	20
at Utah State	17	1-9	1-5	0-0	1-2-3	1	1	0	0	1	3
vs Hawaii	32	6-11	4-9	4-5	1-4-5	2	5	3	0	3	20
Utah	22	1-5	1-5	0-0	0-0-0	4	1	1	0	0	3
at Weber State	33	4-8	4-7	1-2	0-0-0	3	4	1	0	0	13
Stanford	31	6-14	2-6	2-2	1-0-1	1	3	3	0	2	16
UMass	35	3-12	2-8	0-0	0-1-1	1	2	1	0	2	8
Gonzaga	19	2-7	1-6	3-4	1-1-2	2	1	2	0	0	8
Portland	27	5-7	2-3	4-4	1-2-3	2	2	2	0	2	16
at Santa Clara	27	4-9	2-5	4-4	0-3-3	1	3	3	0	0	14
at San Francisco	23	7-12	6-9	0-0	0-1-1	2	0	2	0	1	20
Pepperdine	29	3-9	2-6	0-0	0-1-1	2	2	1	0	0	8
Loyola Marymount	30	6-9	5-8	2-2	1-2-3	2	4	0	1	1	19
at Pacific	23	6-11	5-9	1-2	0-2-2	3	1	2	0	0	18
at Saint Mary's	31	6-15	5-12	2-3	1-4-5	2	2	1	0	0	19
at San Diego	25	3-8	0-3	0-0	0-1-1	2	1	2	0	1	6
San Francisco	26	2-10	1-8	1-1	0-2-2	1	4	1	0	1	6
Santa Clara	24	6-12	5-9	1-1	0-2-2	1	1	2	0	0	18
at Pepperdine					DNP						
at Loyola Marymount	22	3-9	1-7	0-0	0-2-2	0	1	1	0	0	7
Saint Mary's	30	4-9	4-8	2-4	2-2-4	0	1	1	0	2	14
Pacific	26	4-11	4-7	4-4	0-1-1	1	2	0	0	1	16
San Diego	14	0-4	0-3	2-2	0-1-1	0	1	1	0	2	2
at Portland	17	3-11	2-5	0-1	0-2-2	0	0	1	0	1	8
at Gonzaga	23	5-11	3-7	0-0	0-4-4	0	0	1	0	0	13
vs Santa Clara	30	2-7	2-5	0-0	0-1-1	4	1	1	0	0	6
vs Portland	30	7-15	6-12	4-5	1-1-2	1	0	2	0	0	24
vs Gonzaga	29	3-12	0-4	0-0	0-2-2	0	2	0	0	0	6
vs Ole Miss	34	7-14	6-12	3-4	0-5-5	2	2	1	0	0	23



21 KYLE DAVIS

JUNIOR • FORWARD • 6-8 • 225 • DRAPER, UTAH



CAREER STATISTICS

YEAR	GP-GS	MP	FG-FGA	PCT	3FG-A	PCT	FT-FTA	PCT	O-D-REB	AVG	PF-FO	A	TO	BLK	STL	PTS	AVG
2010-11*	30-16	19.7	93-168	.554	4-14	.286	65-97	.670	39-119-158	5.3	47-2	36	53	31	14	255	8.5
2013-14^	29-27	25.0	89-177	.503	0-3	.000	85-125	.680	89-132-221	7.6	62-1	37	45	39	12	263	9.1
TOTAL	59-43	22.3	182-345	.528	4-17	.235	150-222	.676	128-251-379	6.4	109-3	73	98	70	26	518	8.8

*Southern Utah

^Utah State

CAREER HIGHS (AT SUU AND USU)

Points: 21 at Centenary - 1/15/11
 Rebounds: 15 vs. Fresno State - 2/22/14
 Assists: 5, twice, last vs. Boise State - 2/8/14
 Steals: 3 vs. CSU Bakersfield - 2/2/11
 Blocks: 4 vs. Panhandle State - 12/14/10
 FG made: 8, twice, last at Weber State - 11/21/13
 FG attempts: 11, three times, last vs. UNLV - 2/15/14
 3FG made: 1, 4 times, last vs. IPFW - 2/24/14
 3FG attempts: 2 vs. Weber State - 12/11/10
 FT made: 10 vs. Nevada - 2/5/14
 FT attempts: 13, twice, last vs. Western Illinois - 12/19/13



REDSHIRT (2014-15)

rebounds (twice), 3 blocks (7 times) and 5 assists

SOUTHERN UTAH

- Played as a freshman in 2010-11 prior to serving a two-year LDS mission
- Averaged 8.5 points, a team-high 5.3 rebounds and 1.0 block per game and shot 55.4 percent from the field
- Posted season highs of 21 points, 14 rebounds, 5 assists and 3 blocks

ALTA HIGH SCHOOL

- Led the Hawks to the 5A state title and was named tournament MVP in 2010
- Averaged 18.5 points, 7.6 rebounds, 1.4 blocks, 1.5 steals and 1.3 assists as a senior
- Was named 2010 5A MVP and Region 4 MVP

PERSONAL

- Parents are Mark and Debbie Davis
- Wife's name is Kelli
- Has one brother and two sisters
- Served a mission for The Church of Jesus Christ of Latter-day Saints in Detroit

BEFORE BYU
UTAH STATE

- Started 27 of 29 games played in 2013-14 as a sophomore
- Averaged 9.1 points and 7.6 rebounds, had a team-high 37 blocks and shot 50.3 percent from the field
- Posted 7 double-doubles and had season highs of 18 points, 15

2010-11 (at Southern Utah)

Opponent	MP	FG	3FG	FT	REB	PF	A	TO	B	S	PTS
Cal Baptist	17	1-3	0-1	2-2	1-3-4	1	1	2	0	0	4
at CSU Bakersfield	28	1-6	0-0	2-3	3-4-7	1	2	1	0	1	4
Utah State	15	0-3	0-1	0-0	1-4-5	0	0	2	0	1	0
vs Drake	13	1-5	0-1	1-1	0-4-4	1	0	0	0	0	3
vs Ball State	10	3-4	0-1	1-1	1-2-3	0	1	2	1	1	7
vs Houston Baptist	25	4-7	0-1	3-4	4-4-8	4	4	2	2	1	11
at Oakland	15	1-4	0-0	2-2	0-2-2	1	0	1	0	0	4
at IPFW	20	3-3	0-0	1-2	0-3-3	0	0	4	0	0	7
Weber State	21	2-3	1-2	2-2	0-1-1	1	1	1	0	1	7
Panhandle State	17	1-5	0-1	2-2	3-2-5	1	1	1	4	0	4
at UNLV	18	2-5	0-0	1-3	0-2-2	1	0	1	0	0	5
at UC Davis	12	0-3	0-0	0-0	1-3-4	2	0	1	0	0	0
North Dakota State	28	5-7	1-1	5-8	1-9-10	2	2	1	2	0	16
South Dakota State	10	1-3	0-0	0-0	0-0-0	1	0	3	1	0	2
at UMKC	12	1-2	0-1	2-3	0-4-4	1	0	0	0	0	4
at Oral Roberts	14	3-6	0-1	0-0	0-1-1	2	0	1	2	0	6
at Roberts	28	7-8	0-0	7-7	4-10-14	5	1	3	1	1	21
Western Illinois	28	6-10	0-1	0-1	4-10-14	3	3	2	2	0	12
IUPUI	23	6-8	0-0	1-5	1-4-5	3	3	0	1	0	13
at North Dakota State	26	5-8	0-0	6-8	1-6-7	3	2	3	2	0	16
at South Dakota State	11	2-4	0-0	0-0	1-2-3	0	2	2	0	0	4
CSU Bakersfield	23	4-8	0-0	1-5	1-3-4	1	0	3	1	3	9
UMKC	35	6-8	0-0	5-6	3-8-11	5	2	2	3	0	17
Centenary	21	6-9	0-0	5-13	4-4-8	4	4	0	2	17	
Oral Roberts	32	6-9	1-1	4-5	2-7-9	2	2	2	0	0	17
at IUPUI	7	2-2	0-0	0-0	1-2-3	0	0	0	2	0	4
at Western Illinois	21	2-2	0-0	6-6	0-2-2	1	1	2	2	0	10
IPFW	26	8-11	1-1	1-2	2-6-8	1	5	3	3	1	18
Oakland	19	2-7	0-0	3-3	0-4-4	0	2	2	2	0	7

2013-14 (at Utah State)

Opponent	MP	FG	3FG	FT	REB	PF	A	TO	B	S	PTS
USC	25	4-6	0-1	2-4	4-3-7	1	3	1	3	1	10
Southern Utah	18	1-2	0-0	5-8	1-3-4	2	0	0	3	0	7
at UC Santa Barbara	19	1-1	0-0	0-0	0-3-3	1	3	2	0	0	2
Mississippi State	17	2-5	0-0	0-0	2-3-5	3	1	2	0	0	4
at Weber State	26	8-9	0-0	2-5	5-9-14	4	0	1	0	1	18
vs BYU	29	7-11	0-0	2-2	4-5-9	2	3	2	1	1	16
Pacific	DNP										
Utah Valley	27	4-5	0-0	4-6	3-4-7	3	2	1	2	0	12
Western Illinois	31	4-8	0-0	7-13	5-7-12	2	1	5	1	1	15
UC Santa Barbara	35	2-5	0-1	0-2	3-7-10	1	2	1	1	0	4
Troy	25	3-4	0-0	1-2	1-5-6	2	2	0	3	1	7
San Diego Christian	26	4-7	0-0	7-8	7-8-15	3	2	2	3	1	15
at Air Force	30	5-8	0-1	1-2	3-8-11	3	3	1	3	1	11
San Jose State	25	4-6	0-0	5-7	5-7-12	3	2	5	2	0	13
at Nevada	28	4-7	0-0	1-4	5-4-9	0	0	1	2	1	9
Colorado State	22	1-2	0-0	0-0	1-4-5	5	1	1	2	0	2
at Boise State	21	3-7	0-0	3-4	3-5-8	1	0	2	0	1	9
at UNLV	DNP										
San Diego State	DNP										
New Mexico	19	3-5	0-0	4-4	3-2-5	3	2	1	2	0	10
at Wyoming	19	2-3	0-0	1-2	3-2-5	4	0	0	0	0	5
Nevada	26	1-8	0-0	10-12	2-1-3	2	1	1	1	0	12
Boise State	30	4-6	0-0	7-7	2-6-8	3	5	1	1	0	15
at Colorado State	27	4-9	0-0	4-4	2-3-5	4	0	1	0	0	12
UNLV	29	2-11	0-0	0-0	5-1-6	1	1	2	1	1	4
at San Diego State	24	0-4	0-0	0-0	1-1-2	2	0	4	0	0	0
Fresno State	29	4-7	0-0	6-8	5-10-15	0	1	2	2	0	14
at New Mexico	25	4-6	0-0	1-3	1-3-4	3	1	0	0	0	9
at San Jose State	22	1-6	0-0	5-6	1-5-6	1	0	1	0	0	7
Wyoming	25	3-7	0-0	5-7	6-8-14	1	0	0	3	0	11
vs Colorado State	26	3-9	0-0	2-5	4-2-6	1	1	3	0	0	8
vs San Diego State	23	1-3	0-0	0-0	2-3-5	1	0	2	3	1	2



BRIGHAM
40
YOUNG

40 JAMALAYTES

SOPHOMORE • FORWARD • 6-6 • 235 • SAN DIEGO, CALIFORNIA

CAREER STATISTICS

YEAR	GP-GS	MP	FG-FGA	PCT	3FG-A	PCT	FT-FTA	PCT	O-D-REB	AVG	PF-FO	A	TO	BLK	STL	PTS	AVG
2013-14*	4-0	9.3	5-8	.625	0-0	.000	1-5	.200	2-1-3	0.8	4-0	0	3	0	1	11	2.8
TOTAL	4-0	9.3	5-8	.625	0-0	.000	1-5	.200	2-1-3	0.8	4-0	0	3	0	1	11	2.8

*UNLV

CAREER HIGHS (AT UNLV)

Points: 10 vs. UC Santa Barbara – 11/12/13
 Rebounds: 2 vs. UC Santa Barbara – 11/12/13
 Steals: 1 vs. UC Santa Barbara – 11/12/13
 FG made: 5 vs. UC Santa Barbara – 11/12/13
 FG attempts: 8 vs. UC Santa Barbara – 11/12/13
 FT made: 1 vs. UT Martin – 11/30/13
 FT attempts: 3 vs. UC Santa Barbara – 11/12/13



2013-14 (at UNLV)

Opponent	MP	FG	3FG	FT	REB	PF	A	TO	B	S	PTS
Portland State	7	0-0	0-0	0-0	0-0-0	0	0	0	0	0	0
UC Santa Barbara	19	5-8	0-0	0-3	2-0-2	2	0	1	0	1	10
Omaha	4	0-0	0-0	0-0	0-1-1	1	0	1	0	0	0
Arizona State					DNP						
Illinois					DNP						
UT Martin	7	0-0	0-0	1-2	0-0-0	1	0	1	0	0	1
at Arizona					DNP						
at Southern Utah					DNP						
Radford					DNP						
Sacred Heart					DNP						
vs Santa Clara					DNP						
vs Mississippi State					DNP						
Cal State Fullerton					DNP						

Transferred to BYU

REDSHIRT (2014-15)

BEFORE BYU

- Played for Joedy Gardner at JSerra Catholic High School in San Juan Capistrano, California
- As a senior, averaged 17 points and 10 rebounds
- Named to the All-CIF Southern Division 4AA Team
- Ranked No. 66 nationally among power forwards by ESPN.com in the class of 2013

- Played AAU ball for the Dream Vision, coached by Clayton Williams
- Named MVP at the adidas Exclusive Run
- Played for UNLV in the fall of 2013 and averaged 2.8 points in 9.3 minutes per game

PERSONAL

- Son of Franklin and Jacqueline Aytes
- Has six siblings: Franklin, Candace, Bianca, Rashaun, Malik and Jazzele

23 CORY CALVERT

SOPHOMORE • GUARD • 6-3 • 190 • PARKER, COLORADO



CAREER STATISTICS

YEAR	GP-GS	MP	FG-FGA	PCT	3FG-A	PCT	FT-FTA	PCT	O-D-REB	AVG	PF-FO	A	TO	BLK	STL	PTS	AVG
2012-13	28-0	7.4	19-60	.317	5-28	.179	10-15	.667	6-19-25	0.9	18-0	19	17	0	5	53	1.9
TOTAL	28-0	7.4	19-60	.317	5-28	.179	10-15	.667	6-19-25	0.9	18-0	19	17	0	5	53	1.9

CAREER CONFERENCE STATISTICS

YEAR	GP-GS	MP	FG-FGA	PCT	3FG-A	PCT	FT-FTA	PCT	O-D-REB	AVG	PF-FO	A	TO	BLK	STL	PTS	AVG
2012-13	10-0	4.4	3-13	.231	0-5	.000	3-3	1.000	2-2-4	0.4	3-0	3	4	0	1	9	0.9
TOTAL	10-0	4.4	3-13	.231	0-5	.000	3-3	1.000	2-2-4	0.4	3-0	3	4	0	1	9	0.9

CAREER CONFERENCE TOURNAMENT STATISTICS

YEAR	GP-GS	MP	FG-FGA	PCT	3FG-A	PCT	FT-FTA	PCT	O-D-REB	AVG	PF-FO	A	TO	BLK	STL	PTS	AVG
2013	1-0	5.0	0-1	.000	0-0	.000	0-0	.000	0-1-1	1.0	0-0	0	1	0	0	0	0.0
TOTAL	1-0	5.0	0-1	.000	0-0	.000	0-0	.000	0-1-1	1.0	0-0	0	1	0	0	0	0.0

CAREER POSTSEASON STATISTICS

YEAR	GP-GS	MP	FG-FGA	PCT	3FG-A	PCT	FT-FTA	PCT	O-D-REB	AVG	PF-FO	A	TO	BLK	STL	PTS	AVG
2013*	4-0	10.3	2-12	.167	1-10	.100	2-5	.400	2-6-8	2.0	3-0	7	4	0	1	7	1.8
TOTAL	4-0	10.3	2-12	.167	1-10	.100	2-5	.400	2-6-8	2.0	3-0	7	4	0	1	7	1.8

*NIT

CAREER HIGHS

Points: 10 vs. Eastern New Mexico – 12/18/12
 Rebounds: 4 vs. Washington – 03/19/13
 Assists: 3 vs. Washington – 03/19/13
 Steals: 1, 5 times, last vs. Washington – 03/19/13
 FG made: 4 vs. Eastern New Mexico – 12/18/12
 FG attempts: 6 vs. Washington – 03/19/13
 3FG made: 2 vs. Eastern New Mexico – 12/18/12
 3FG attempts: 5 vs. Washington – 03/19/13
 FT made: 2, 4 times, last vs. Washington – 03/19/13
 FT attempts: 3, 2 times, last vs. Mercer – 03/25/13

MISCELLANEOUS

	12-13	Career
Double figure points	1	1



FRESHMAN (2012-13)

- Played in 28 games
- Scored in double figures once against Eastern New Mexico with 10 points while hitting 2 for 2 from the 3-point line
- Scored 9 points at Weber State on 3 of 4 shooting from the field
- Posted season highs of 10 points (ENMU), 4 rebounds (vs. Washington), 3 assists (vs. Washington) and 1 steal (5 times)

- Averaged 1.9 points, 0.9 rebounds, 0.7 assists and shot .317 from the field

BEFORE BYU

- Prepped at Chaparral High School for Rob Johnson
- Named the 2012 5A MVP in Colorado by the Denver Post and MaxPreps.com
- Named first-team all-state, Continental League Player of the Year and the Joint Effort Co-Player of the Year
- Led Chaparral to the 2012 5A state title and a 25-3 record while averaging 22.3 points, 6.0 rebounds and 5.1 assists
- As a junior averaged 15.8 points, 4.8 boards and 3.9 assists and earned first-team All-Continental League and honorable mention all-state honors
- As a sophomore averaged 12.3 points, 5.2 rebounds and 4.7 assists and was named second-team all-league

PERSONAL

- Parents are Cory and Michelle
- Has three sisters
- Served a two-year mission for The Church of Jesus Christ of Latter-day Saints in Boston


2012-13

Opponent	MP	FG	3FG	FT	REB	PF	A	TO	B	S	PTS
Tennessee State	10	1-3	1-2	0-0	0-1-1	0	0	0	0	0	3
Georgia State	8	0-1	0-0	0-0	0-0-0	0	0	0	0	0	0
vs Florida State	12	2-5	0-1	0-0	0-0-0	3	2	1	0	0	4
vs Notre Dame	2	0-0	0-0	0-0	0-0-0	1	0	0	0	0	0
UTSA	6	1-3	0-2	0-0	0-1-1	0	0	0	0	1	2
Cal State Northridge					DNP						
vs Montana	2	0-0	0-0	0-0	0-0-0	1	1	0	0	0	0
at Iowa State	6	0-2	0-1	0-0	0-1-1	1	0	1	0	0	0
Utah					DNP						
at Weber State	10	3-4	1-1	2-2	0-1-1	1	0	1	0	0	9
Eastern New Mexico	16	4-5	2-2	0-0	0-2-2	1	2	0	0	0	10
at Baylor	10	0-2	0-1	0-0	0-2-2	1	1	1	0	0	0
Northern Arizona	12	1-4	0-2	1-3	1-0-1	0	0	1	0	0	3
vs Virginia Tech	16	1-2	0-0	2-2	1-2-3	2	2	2	0	1	4
Loyola Marymount	3	1-1	0-0	0-0	0-0-0	0	1	0	0	0	2
at San Francisco					DNP						
Pepperdine	6	0-2	0-2	0-0	0-1-1	0	1	0	0	0	0
at Santa Clara					DNP						
Saint Mary's					DNP						
San Diego	3	0-0	0-0	0-0	0-0-0	0	0	1	0	0	0
at Gonzaga					DNP						
at Portland					DNP						
at Pepperdine	5	0-1	0-0	0-0	0-1-1	0	0	0	0	0	0
Santa Clara	1	0-0	0-0	0-0	0-0-0	1	0	1	0	0	0
at San Diego					DNP						
San Francisco	8	1-3	0-2	1-1	0-0-0	1	1	0	0	0	3
Portland	2	0-1	0-0	0-0	0-0-0	1	0	0	0	0	0
Utah State	8	1-3	0-1	0-0	0-0-0	1	1	1	0	1	2
at Saint Mary's	3	0-0	0-0	0-0	0-0-0	0	0	1	0	0	0
Gonzaga	3	0-1	0-0	0-0	0-0-0	0	0	1	0	1	0
at Loyola Marymount	10	1-4	0-1	2-2	2-0-2	0	0	0	0	0	4
vs San Diego	5	0-1	0-0	0-0	0-1-1	0	0	1	0	0	0
Washington	15	1-6	1-5	2-2	0-4-4	1	3	1	0	1	5
Mercer	7	0-2	0-2	0-3	0-1-1	0	1	0	0	0	0
at Southern Miss	11	0-2	0-2	0-0	1-0-1	1	2	1	0	0	0
vs Baylor	8	1-2	0-1	0-0	1-1-2	1	1	2	0	0	2



44 CORBINKAUFUST

SOPHOMORE • FORWARD • 6-10 • 255 • PROVO, UTAH



CAREER STATISTICS

YEAR	GP-GS	MP	FG-FGA	PCT	3FG-A	PCT	FT-FTA	PCT	O-D-REB	AVG	PF-FO	A	TO	BLK	STL	PTS	AVG
2014-15	34-13	16.5	36-64	.563	0-0	.000	43-70	.614	57-76-133	3.9	117-5	3	34	34	11	115	3.4
TOTAL	34-13	16.5	36-64	.563	0-0	.000	43-70	.614	57-76-133	3.9	117-5	3	34	34	11	115	3.4

CAREER CONFERENCE STATISTICS

YEAR	GP-GS	MP	FG-FGA	PCT	3FG-A	PCT	FT-FTA	PCT	O-D-REB	AVG	PF-FO	A	TO	BLK	STL	PTS	AVG
2014-15	18-9	17.7	18-32	.563	0-0	.000	16-28	.571	29-41-70	3.9	69-4	1	12	24	4	52	2.9
TOTAL	18-9	17.7	18-32	.563	0-0	.000	16-28	.571	29-41-70	3.9	69-4	1	12	24	4	52	2.9

CAREER CONFERENCE TOURNAMENT STATISTICS

YEAR	GP-GS	MP	FG-FGA	PCT	3FG-A	PCT	FT-FTA	PCT	O-D-REB	AVG	PF-FO	A	TO	BLK	STL	PTS	AVG
2015	3-3	22.3	5-8	.625	0-0	.000	6-8	.750	9-13-22	7.3	12-0	1	6	3	2	16	5.3
TOTAL	3-3	22.3	5-8	.625	0-0	.000	6-8	.750	9-13-22	7.3	12-0	1	6	3	2	16	5.3

CAREER POSTSEASON STATISTICS

YEAR	GP-GS	MP	FG-FGA	PCT	3FG-A	PCT	FT-FTA	PCT	O-D-REB	AVG	PF-FO	A	TO	BLK	STL	PTS	AVG
2015*	1-1	32.0	1-1	1.000	0-0	.000	4-5	.800	2-4-6	6.0	5-1	0	3	1	0	6	6.0
TOTAL	1-1	32.0	1-1	1.000	0-0	.000	4-5	.800	2-4-6	6.0	5-1	0	3	1	0	6	6.0

*NCAA tournament

CAREER HIGHS

Points: 9 vs. Portland – 3/9/15
 Rebounds: 9 vs. Gonzaga – 3/10/15
 Assists: 1, 3 times, last vs. Santa Clara – 3/9/15
 Steals: 2, 3 times, last vs. Santa Clara – 3/9/15
 Blocks: 4 vs. Saint Mary's – 2/12/15
 FG made: 4 vs. Portland – 3/9/15
 FG attempts: 6 vs. Portland – 3/9/15
 FT made: 5, twice, last vs. Santa Clara – 3/9/15
 FT attempts: 9 vs. SVU – 11/19/14

MISCELLANEOUS

	14-15	Career
3-plus blocks	3	3
Rebound leader	1	1
Dunks	11	11

**FRESHMAN (2014-15)**

- Played in 34 games and started the final 13 of the season
- Posted season highs of 9 points (Portland), 9 rebounds (Gonzaga), 1 assist (3 times), 2 steals (3 times) and 4 blocks (Saint Mary's)
- Had the 3rd-most blocks by a BYU freshman with 34 and the fifth-best blocks per game average by a BYU freshman at 1.0
- Totaled 8 points, 6 rebounds and 2 blocks vs. Chaminade

- Posted 7 points, 6 rebounds, 3 blocks and 2 steals at Gonzaga
- Had 7 points, 7 boards, 1 assist, 2 blocks and 2 steals vs. Santa Clara in the WCC tournament
- Scored a career-best 9 points and added 6 rebounds vs. Portland in the WCC tournament
- Had 3-plus blocks 3 times and led the team in rebounds once

BEFORE BYU

- Coached by Perry Wildeboer at Timpview High School
- As a junior averaged 11.6 points while helping Timpview to a record of 19-6
- As a sophomore helped Timpview win the 4A state title and finish with a record of 19-7
- Played in the 2011 All-Valley Basketball All-Star Classic
- Played football and helped Timpview win state titles in 2008 and 2009
- Second-team all-state in football in 2011
- A member of the National Honors Society and a four-year academic honoree

- Also recruited by Stanford to play football

PERSONAL

- Parents are Steve (an assistant coach on the BYU football team) and Michelle and has four siblings
- Brother Bronson plays football at BYU and played basketball for the Cougars in 2012-13
- Served a two-year mission for The Church of Jesus Christ of Latter-day Saints in South Korea
- An Eagle Scout

2014-15

Opponent	MP	FG	3FG	FT	REB	PF	A	TO	B	S	PTS
Long Beach State	6	0-1	0-0	0-0	1-0-1	3	0	1	0	0	0
Arkansas-Little Rock	12	2-4	0-0	1-3	3-1-4	2	0	1	0	0	5
Southern Virginia	10	0-0	0-0	5-9	0-4-4	1	1	2	0	0	5
vs San Diego State	15	1-3	0-0	1-4	2-2-4	4	0	0	1	0	3
vs Chaminade	12	2-4	0-0	4-5	4-2-6	2	0	3	2	0	8
vs Purdue	9	1-2	0-0	0-2	1-3-4	4	0	0	1	0	2
Eastern Kentucky					DNP						
at Utah State	1	0-0	0-0	0-0	0-0-0	0	0	0	0	0	0
vs Hawaii	16	1-1	0-0	2-2	2-2-4	3	0	2	0	1	4
Utah	18	1-3	0-0	0-0	1-0-1	3	0	0	0	1	2
at Weber State	14	2-3	0-0	2-2	2-2-4	4	0	4	0	1	6
Stanford	8	0-0	0-0	0-0	0-2-2	2	0	0	1	0	0
UMass	21	2-2	0-0	2-2	1-0-1	3	0	0	1	2	6
Gonzaga	22	2-3	0-0	1-2	3-2-5	4	0	1	0	0	5
Portland	18	1-1	0-0	0-1	2-3-5	4	1	0	0	0	2
at Santa Clara	14	0-0	0-0	4-6	1-5-6	5	0	1	2	1	4
at San Francisco	15	1-1	0-0	3-5	3-0-3	3	0	0	0	0	5
Pepperdine	18	1-1	0-0	0-0	2-2-4	4	0	0	1	0	2
Loyola Marymount	21	0-3	0-0	0-2	2-2-4	3	0	2	1	0	0
at Pacific	7	0-0	0-0	2-2	0-1-1	4	0	2	0	0	2
at Saint Mary's	17	1-1	0-0	0-0	1-0-1	4	0	0	1	1	2
at San Diego	15	1-3	0-0	0-0	2-2-4	3	0	0	2	0	2
San Francisco	22	2-2	0-0	1-3	2-3-5	5	0	2	2	0	5
Santa Clara	15	0-1	0-0	0-0	0-2-2	3	0	1	1	0	0
at Pepperdine	10	0-1	0-0	0-0	1-1-2	4	0	0	0	0	0
at Loyola Marymount	29	1-3	0-0	0-0	0-6-6	4	0	1	3	0	2
Saint Mary's	19	0-0	0-0	0-0	0-5-5	2	0	1	4	0	0
Pacific	17	3-4	0-0	0-0	1-1-2	3	0	0	1	0	6
San Diego	16	0-1	0-0	2-2	3-1-4	5	0	1	2	0	2
at Portland	15	3-5	0-0	0-0	4-1-5	5	0	0	1	0	6
at Gonzaga	29	2-2	0-0	3-5	2-4-6	4	0	0	3	2	7
vs Santa Clara	27	1-1	0-0	5-6	3-4-7	4	1	2	2	2	7
vs Portland	18	4-6	0-0	1-1	2-4-6	4	0	2	0	0	9
vs Gonzaga	22	0-1	0-0	0-1	4-5-9	4	0	2	1	0	0
vs Ole Miss	32	1-1	0-0	4-5	2-4-6	5	0	3	1	0	6



15 JAKETOOLSON

SOPHOMORE • GUARD • 6-5 • 205 • GILBERT, ARIZONA



CAREER STATISTICS

YEAR	GP-GS	MP	FG-FGA	PCT	3FG-A	PCT	FT-FTA	PCT	O-D-REB	AVG	PF-FO	A	TO	BLK	STL	PTS	AVG
2014-15	26-0	7.8	21-50	.420	16-40	.400	2-2	1.000	3-34-37	1.4	18-0	12	6	0	7	60	2.3
TOTAL	26-0	7.8	21-50	.420	16-40	.400	2-2	1.000	3-34-37	1.4	18-0	12	6	0	7	60	2.3

CAREER CONFERENCE STATISTICS

YEAR	GP-GS	MP	FG-FGA	PCT	3FG-A	PCT	FT-FTA	PCT	O-D-REB	AVG	PF-FO	A	TO	BLK	STL	PTS	AVG
2014-15	14-0	8.5	11-29	.379	8-25	.320	2-2	1.000	1-16-17	1.2	11-0	5	4	0	2	32	2.3
TOTAL	14-0	8.5	11-29	.379	8-25	.320	2-2	1.000	1-16-17	1.2	11-0	5	4	0	2	32	2.3

CAREER CONFERENCE TOURNAMENT STATISTICS

YEAR	GP-GS	MP	FG-FGA	PCT	3FG-A	PCT	FT-FTA	PCT	O-D-REB	AVG	PF-FO	A	TO	BLK	STL	PTS	AVG
2015	2-0	3.5	1-1	1.000	0-0	.000	0-0	.000	0-1-1	0.5	2-0	0	0	0	0	2	1.0
TOTAL	2-0	3.5	1-1	1.000	0-0	.000	0-0	.000	0-1-1	0.5	2-0	0	0	0	0	2	1.0

CAREER POSTSEASON STATISTICS

YEAR	GP-GS	MP	FG-FGA	PCT	3FG-A	PCT	FT-FTA	PCT	O-D-REB	AVG	PF-FO	A	TO	BLK	STL	PTS	AVG
2015*	1-0	6.0	0-0	.000	0-0	.000	0-0	.000	0-2-2	2.0	0-0	0	0	0	0	0	0.0
TOTAL	1-0	6.0	0-0	.000	0-0	.000	0-0	.000	0-2-2	2.0	0-0	0	0	0	0	0	0.0

*NCAA tournament

CAREER HIGHS

Points: 15 vs. SVU – 11/19/14
 Rebounds: 7 vs. SVU – 11/19/14
 Assists: 4 vs. SVU – 11/19/14
 Steals: 4 vs. SVU – 11/19/14
 FG made: 5 vs. SVU – 11/19/14
 FG attempts: 9, twice, last vs. Chaminade – 11/25/14
 3FG made: 5 vs. SVU – 11/19/14
 3FG attempts: 8 vs. SVU – 11/19/14
 FT made: 2 vs. Santa Clara – 1/31/15
 FT attempts: 2 vs. Santa Clara – 1/31/15

MISCELLANEOUS

	14-15	Career
Double figure points	2	2
3-plus steals	1	1
3-plus 3-pointers	2	2
Scoring leader	1	1
Rebound leader	1	1



FRESHMAN (2014-15)

- Played in 26 games
- Posted season highs of 15 points (Southern Virginia), 7 rebounds (Southern Virginia), 4 assists (Southern Virginia), 4 steals (Southern Virginia) and 5 3s (Southern Virginia)
- Scored 15 points and posted 7 boards, 4 assists and 4 steals vs. Southern Virginia
- Had 8 points, 2 assists and 1 steal at Santa Clara

- Totaled 11 points, hit 3 of 4 from 3 and added 3 boards and 1 assist at San Francisco

BEFORE BYU

- A four-year letterman and two-time first-team all-state honoree playing for Derrick Donaldson at Highland High School
- Scored 2,007 career points at Highland and averaged 19.1 points per game
- As a senior averaged 27.3 points, 12.1 rebounds, 3.5 assists and 1.6 steals per game and hit 59 threes
- Shot .522 from the field, .380 from three and .838 from the free-throw line
- Named first-team Division I All-Arizona by AZcentral.com and first-team All-Tribune by the East Valley Tribune
- As a junior averaged 18.9 points, 8.0 rebounds, 4.0 assists, 1.6 steals and 1.0 blocks and hit 34 threes while Highland finish 18-10 overall and 11-6 in league play
- Named first-team Division I All-

Arizona by AZcentral.com and first-team All-Tribune by the East Valley Tribune


- As a sophomore averaged 18.4 points, 6.3 rebounds, 1.6 assists and 1.5 steals and hit 49 threes
- Named All-Tribune honorable mention by the East Valley Tribune
- As a freshman averaged 10.2 points, 7.2 rebounds, 1.7 assists and 1.4 steals and hit 47 threes
- Played for Nevada Select during the AAU season
- Played for the Arizona Power during the AAU season

PERSONAL

- Parents are Troy and Sheila Toolson
- Has one brother and two sisters
- Also recruited by Arizona State, Boston College, Utah State and Saint Mary's
- Nephew of former BYU great Danny Ainge

2014-15

Opponent	MP	FG	3FG	FT	REB	PF	A	TO	B	S	PTS
Long Beach State	4	0-0	0-0	0-0	0-2-2	0	0	0	0	0	0
Arkansas-Little Rock	10	1-1	1-1	0-0	1-2-3	0	1	1	0	1	3
Southern Virginia	25	5-9	5-8	0-0	0-7-7	2	4	1	0	4	15
vs San Diego State	1	0-0	0-0	0-0	0-0-0	1	0	0	0	0	0
vs Chaminade	12	3-9	2-5	0-0	0-2-2	0	1	0	0	0	8
vs Purdue					DNP						
Eastern Kentucky at Utah State	6	0-1	0-1	0-0	0-1-1	1	1	0	0	0	0
vs Hawaii	7	0-0	0-0	0-0	1-1-2	0	0	0	0	0	0
Utah at Weber State					DNP						
Stanford	3	0-0	0-0	0-0	0-0-0	1	0	0	0	0	0
UMass	2	0-0	0-0	0-0	0-0-0	0	0	0	0	0	0
Gonzaga	15	1-3	1-3	0-0	0-3-3	1	0	0	0	1	3
Portland	9	0-2	0-2	0-0	0-2-2	0	0	0	0	0	0
at Santa Clara	16	3-5	2-4	0-0	0-1-1	2	2	0	0	1	8
at San Francisco	17	4-6	3-4	0-0	1-2-3	2	1	0	0	0	11
Pepperdine	11	0-2	0-2	0-0	0-2-2	0	0	0	0	0	0
Loyola Marymount	6	1-2	1-2	0-0	0-1-1	1	0	1	0	0	3
at Pacific	11	0-2	0-2	0-0	0-1-1	1	1	1	0	0	0
at Saint Mary's	8	1-2	1-2	0-0	0-1-1	2	0	0	0	0	3
at San Diego					DNP						
San Francisco	6	1-3	0-2	0-0	0-2-2	2	0	0	0	0	2
Santa Clara	10	0-2	0-2	2-2	0-1-1	0	0	1	0	0	2
at Pepperdine	2	0-0	0-0	0-0	0-0-0	0	1	0	0	0	0
at Loyola Marymount	1	0-0	0-0	0-0	0-0-0	0	0	0	0	0	0
Saint Mary's	6	0-0	0-0	0-0	0-0-0	0	0	1	0	0	0
Pacific	1	0-0	0-0	0-0	0-0-0	0	0	0	0	0	0
San Diego					DNP						
at Portland					DNP						
at Gonzaga					DNP						
vs Santa Clara					DNP						
vs Portland	3	0-0	0-0	0-0	0-0-0	1	0	0	0	0	0
vs Gonzaga	4	1-1	0-0	0-0	0-1-1	1	0	0	0	0	2
vs Ole Miss	6	0-0	0-0	0-0	0-2-2	0	0	0	0	0	0





10 COOPER AINGE

FRESHMAN • GUARD • 6-0 • 180 • WELLESLEY, MASSACHUSETTS

REDSHIRT (2012-13)

BEFORE BYU

- Prepped at Wellesley High School
- Averaged 13.8 points, 4.8 rebounds, 4.0 assists and 1.8 steals per game as a senior
- Posted season highs of 26 points, 5 threes, 8 assists and 5 steals
- Led the Raiders to a record of 14-9 overall and 10-7 in league play

PERSONAL

- Parents are Danny and Michelle Ainge
- Served a mission for The Church of Jesus Christ of Latter-day Saints in Chile
- Father Danny played at BYU (All-American and 1981 Wooden Award recipient), played in the NBA from 1981-95 (NBA champion in 1984 and 1986, NBA All-Star in 1988), coached the Phoenix Suns and is the current executive director of basketball operations for the Boston Celtics
- Has three brothers and two sisters
- Brother Austin played basketball at BYU from 2002 to 2007 and earned All-MWC Honorable Mention honors in 2005 and 2007



3 ELIJAH BRYANT

SOPHOMORE • GUARD • 6-4 • 210 • GWINNETT, GEORGIA

BEFORE BYU

- Averaged 14.2 points, 4.2 rebounds, 2.7 assists and 1.3 steals as a freshman at Elon
- Named the Colonial Athletic Conference Rookie of the Year and earned third-team All-CAA and CAA All-Rookie Team honors
- Named the CAA Rookie of the Week six times
- Registered a double-double with 15 points and 10 boards at William & Mary
- Scored a career-best 32 points at Drexel

PERSONAL

- Parents are Tyree and Israel Bryant



25

JORDAN CHATMAN

FRESHMAN • GUARD • 6-5 • 195 • VANCOUVER, WASHINGTON

- Ranked No. 2 in his class in the state of Washington
- Played for the Seattle Rotary during the AAU season

PERSONAL

- Parents are Jeff and Leah Chatman
- Has three brothers and four sisters
- Father Jeff Chatman was an honorable mention All-American for the Cougars and is eighth all-time in scoring at BYU with 1,824 career points
- Completed his associates degree while in high school
- Served a two-year mission for The Church of Jesus Christ of Latter-day Saints in Taipei, Taiwan
- Also recruited by Utah, Utah State, Washington State, Stanford, Portland and Boston College

REDSHIRT (2014-15)

BEFORE BYU

- As a senior averaged 20.7 points, 6.3 rebounds, 2.7 assists and 1.9 steals while Union finished 21-8 overall, 10-1 in league play and took third in the 4A state tournament
- Named the Gatorade Washington Boys Basketball Player of the Year, MVP of the state tournament
- As a junior averaged 20 points per game
- Earned All-Greater St. Helens League honors
- As a junior, helped lead Union to the regional playoffs





4

NICK EMERY

FRESHMAN • GUARD • 6-2 • 185 • ALPINE, UTAH


BEFORE BYU

- A four-year starter for Quincy Lewis at Lone Peak High School
- Career totals of 1,953 points (first all-time at Lone Peak) and 269 threes and averages of 19.9 points and 2.7 threes per game
- Career highs of 39 points, 8 threes, 10 rebounds, 8 assists and 8 steals
- As a senior, helped lead Lone Peak to 26-1 record, the 2012-13 MaxPreps.com National Title and the 5A Utah state title
- Averaged 17.9 points, 3.8 rebounds, 3.7 assists and 2.9 steals as a senior
- Named a third-team All-American by MaxPreps.com
- Named the 2012-13 Mr. Basketball by the Deseret News, the 5A MVP by the Salt Lake Tribune, the Utah Gatorade Player of the Year and the Valley Player of the Year by the Daily Herald
- As a junior averaged 21.6 points, 3.4 threes, 4.0 rebounds, 2.3 assists and 2.4 steals and led Lone Peak to a 22-3 record, the 5A state title and a No. 24 national ranking (Maxpreps.com)
- Named the 5A MVP by the Deseret News, first-team all-state by the Salt Lake Tribune and Valley Player of the Year by the Daily Herald
- MVP of the 2012 Brandon Jennings Invitational
- As a sophomore averaged 21.7 points and 2.8 threes per game and led Lone Peak to a 24-1 record, the 5A state title and a No. 21 national ranking (Maxpreps.com)
- Named the 5A MVP by the Deseret News, Utah Gatorade Player of the Year and first-team all-state by the Salt Lake Tribune
- As a freshman averaged 18.5 points and hit 2.4 threes per game and led Lone Peak to a 17-6 record
- Named second-team all-state by the Deseret News and Salt Lake Tribune
- In the class of 2013 was ranked No. 45 by ESPN.com, No. 79 by Scout.com and No. 89 by Rivals.com
- Ranked No. 9 by ESPN.com and No. 18 by Rivals.com among point guards in the class of 2013

- Ranked No. 19 among shooting guards by Scout.com
- Played for the Utah Reign Travel Team
- Named a top performer at the 2012 Philly Hoop Group Jamfest
- Attended the CP3 Elite Guard Camp run by Chris Paul and the NBPA Top 100 camp at the University of Virginia
- Also played for Salt Lake Metro and was coached by Golden Holt, Marty Haws and Dave Hammer
- Recruited by Utah, Stanford, Kansas, Oklahoma State, Arizona State, Washington State, UCLA and Washington

PERSONAL

- Parents are Derek and Patti Emery
- Has two brothers, Alex and Jackson, and one sister, Annie
- Brother Jackson played at BYU (2005-06, 08-11) and is the program's all-time steals leader
- Served a mission for The Church of Jesus Christ of Latter-day Saints in Germany





12

ALAN HAMSON

FRESHMAN • CENTER • 7-2 • 210 • PLEASANT GROVE, UTAH

BEFORE BYU

- Averaged 10.6 points, 7.4 rebounds and 6 blocks as a senior at Pleasant Grove High School

PERSONAL

- Parents are David Hamson and Tresa Spaulding Hamson
- Has one brother and three sisters
- Sister Jennifer was an All-American in volleyball and basketball at BYU
- Mother Tresa was a four-time All-American in basketball at BYU
- Served a mission for The Church of Jesus Christ of Latter-day in California



34

JAKOB HARTSOCK

FRESHMAN • FORWARD • 6-8 • 205 • BARTLESVILLE, OKLAHOMA

BEFORE BYU

- Played for Tim Bart at Bartlesville High School
- Averaged 18.6 points as a senior while leading Bartlesville High School to a 16-7 record and the Class 6A area playoffs
- Selected to the Oklahoma Coaches Association All-State Large East Boys Basketball Team
- Ranked the third best player in the class of 2013 in the state of Oklahoma and No. 56 among power forwards nationally by ESPN.com
- As a junior averaged 20 points, 7 rebounds and 2 blocks per game while shooting .496 from the field, .366 from three and .780 from the free throw line
- Named third-team all-state by Tulsa World

- Led Bartlesville to a record of 22-4 and a trip to the 6A state tournament

PERSONAL

- Parents are David and Leslie Hartsock
- Served a mission for The Church of Jesus Christ of Latter-day Saints in Las Vegas
- Has five brothers and one sister
- Brother Noah was an All-WCC forward for the Cougars
- Brother Nate played two seasons at Oklahoma Wesleyan University and brother Jeremiah played at the University of Missouri-Kansas City
- Sister-in-law Lindsay Hartsock (Ben's wife) was a middle blocker for the BYU women's volleyball team and was the MWC Player of the Year in 2006
- Sister-in-law Kendalyn (Noah's wife) was a libero for the BYU women's volleyball team and led the team in digs in 2010 and 2011
- Also recruited by Missouri State, Utah and Utah State



2 ZACSELJAAS

FRESHMAN • GUARD • 6-7 • 215 • BOUNTIFUL, UTAH

BEFORE BYU

- A four-year letterman for coach Mike Maxwell at Bountiful High School
- Finished Bountiful career with totals of 1,704 points, 494 rebounds, 325 assists, 140 steals and 217 3-point field goals
- Named the Utah Gatorade Player of the Year
- Named the 4A MVP and first-team all-state by the Deseret News, received All-Tribune (top players in the state regardless of classification) honors from the Salt Lake Tribune and named the Standard Examiner All-Area MVP
- Led Bountiful to a record of 22-6 overall and 14-0 in Region and the 4A state title
- Averaged 25.4 points, 6.1 rebounds, 4.3 assists and 1.7 steals and hit 82 threes
- Named to the 4A all-state first team by the Deseret News and the Salt Lake Tribune as a junior
- Led Bountiful to a record of 26-1 overall and 14-0 in Region 6 and the 4A state title
- Averaged 18.6 points, 6.1 rebounds, 3.6 assists and 1.7 steals and hit 70 threes
- Posted season highs of 33 points, 13 rebounds, 8 assists and 5 steals
- Named to the 4A all-state second team by the Deseret News and the Salt Lake Tribune as a sophomore
- Led Bountiful to a record of 21-4 overall and 10-0 in Region 6 and the 4A state semifinals
- Averaged 15.3 points, 4.3 rebounds, 3.2 assists and 1.3 steals and hit 49 threes
- Ranked 58th among small forwards in the class of 2015 by ESPN.com
- Played AAU basketball for the Utah Prospects and was coached by Lynn Lloyd

PERSONAL

- Parents are Gary and Carleen Seljaas
- Has two sisters and one brother
- Sister Nancy played at BYU from 2002-05



31 BRAIDENSHAW

FRESHMAN • FORWARD • 6-9 • 210 • EAGLE, IDAHO

BEFORE BYU


- Played for Tom Seifert at Eagle High School
- Named second-team 5A All-Southern Idaho by the Idaho Statesman as a senior
- Averaged 15 points, 11 rebounds, 4 assists and 2 blocks as a senior
- Named the top recruit in the state of Idaho in the class of 2013 by ESPN.com
- Named to the 5A All-State Second Team by the Idaho Statesman
- Earned All-Southern Idaho Conference and SIC All-Academic Team honors
- Averaged 14 points and 9 rebounds as a junior at Eagle High School
- Also recruited by Boise State, Utah State and Utah
- Played for Hoop Dreams Idaho travel team coached by Ed Boyce

PERSONAL

- Parents are Kelly and Launette Shaw
- Has two brothers and two sisters
- Served a mission for The Church of Jesus Christ of Latter-Day Saints in Sacramento
- Father Kelly Shaw played for BYU's junior varsity squad in the 1980s



COACHING STAFF



DAVE ROSE MASTERMIND OF SUCCESS

BYU'S ALL-TIME LEADER IN WINNING PERCENTAGE LOOKS TO TAKE THE COUGARS TO NEW HEIGHTS

Since becoming head coach of the BYU men's basketball program on April 11, 2005, Dave Rose has guided the Cougars to an impressive array of on-the-court awards and accolades while his unassuming approach to service and the community has been recognized at the top of his profession.

With a 257-88 record, Rose has produced a 10-year resume that is nearly unmatched. In fact, among the 40-plus coaches who took over a program in 2005, Rose has the best winning percentage (.745) and the most wins (257). Among first-time head coaches in 2005, Rose is the only to achieve at least 20 wins in each of his first 10 seasons. His 257 victories place him sixth for best career starts (through 10 seasons) by wins in NCAA history ahead of the likes of Jerry Tarkanian, John Calipari and Sean Miller. Rose currently holds the school record for career winning percentage (.745) and is second in career victories. Rose reached the 200 career victory mark in his 259th game to make him the 15th fastest in NCAA history to reach the milestone.

Equally committed to excellence off the court, Rose was honored on April 6, 2008, by the National Association of Basketball Coaches with its Game Pillar Award for Service, one of only four Pillar Awards (Education, Leadership, Service and Advocacy) that the Association annually bestows on the most deserving among its vast membership. While Rose

has never sought such attention, his actions and accomplishments – both on the court and in the community – have commanded the praises of faithful followers and casual observers alike. In April 2008, Rose became the 63rd recipient of the Dale Rex Memorial Award, given annually to the person who has done the most for amateur athletics in the state of Utah. Another evidence of Rose's commitment to excellence is his basketball program consistently ranks in the top 10 percent nationally in multi-year NCAA Academic Progress Rate scores. As a result, the NCAA has honored BYU basketball with Public Recognition awards for seven-straight seasons (2006 to 2012) for its high academic achievement. In fact, the Cougars were the only Division I program to earn public recognition and a bid to the NCAA tournament every year from 2007 to 2012.

Cougar fans have had plenty to "Rise and Shout" about with Rose at the helm. A tireless worker, gifted motivator and talented strategist, Rose has returned BYU to the national stage with five-straight seasons appearing in the top-25 polls (2007 to 2011), six-straight trips to the NCAA tournament, six-straight 25-win seasons (2007 to 2012) and four-straight seasons with a postseason victory (2010 to 2013) – all four are program-record streaks. Rose and the Cougars are also in the midst of two current streaks that are program records, including 10-straight 20-win seasons

(2005-06 to 2014-15) and 10-straight trips to the postseason (2006 to 2015). In his first season, Rose and his staff produced the nation's second-most improved team by turning a 9-21 squad that finished tied for last with three wins in the Mountain West Conference in 2004-05 into a 20-9 NIT qualifier and 12-4 second-place MWC finisher in 2005-06. Under his tutelage from 2007 to 2009, the Cougars achieved the MWC's first back-to-back outright league championships (2007 and 2008) while adding to the streak with a share of the regular season title in 2009. Historically, the last time a BYU team garnered back-to-back outright league crowns was in 1979 and 1980 when the Cougars touted one of their all-time greats in Danny Ainge, while the last time the Blue and White produced three-straight titles was from 1932 to 1934. In 2010, BYU set a then-program record with 30 victories and defeated Florida in the first round of the NCAA tournament, the program's first NCAA tournament victory since 1993.

In 2010-11, Rose and the Cougars set numerous program records with 32 wins and an .865 winning percentage, a fourth conference title in five seasons and nine-straight weeks ranked in the top 10, including a No. 3 ranking in both the AP and the ESPN/USA Today Coaches polls. BYU's No. 3 seed in the NCAA tournament tied the best seed earned by the Cougars. With wins over Wofford and Gonzaga in the second and

third rounds of the tournament, BYU reached the Sweet 16 for the first time since 1981. The Cougars were ranked the entire season, including those nine-straight weeks in the top 10 – a program record streak. Statistically, BYU finished fifth in the nation in winning percentage and scoring margin, seventh in scoring offense, 10th in free throw percentage, 15th in turnover margin, 16th in assist to turnover ratio, 17th in turnovers per game and 18th in three-point field goals per game. Rose also coached the nation's player of the year and NCAA Division I scoring leader Jimmer Fredette, who averaged 28.9 points per game.

Despite the loss of Fredette and BYU's all-time steals leader Jackson Emery, Rose kept the Cougars rolling in 2011-12. With a 26-9 overall record and a 12-4 record in West Coast Conference play, BYU extended its streak of 25-win seasons to six, a program record. Rose also led the Cougars to a program-record sixth-straight NCAA tournament bid where BYU overcame a 25-point deficit to defeat Iona in the first round. The comeback set the record for the biggest comeback in NCAA tournament history. It also marked a program record as the Cougars won in the NCAA tournament for a third-straight season. Post players Noah Hartsock and Brandon Davies led the way for BYU and earned All-WCC honors.

Rose and the Cougars improved their streaks of 20-win seasons and trips to the postseason to eight in 2012-13. BYU finished with a record of 24-12 and received an invitation to the NIT. In the NIT, BYU defeated Washington and Mercer at home and Southern Miss on the road to earn a trip to the semifinals at Madison Square Garden. Tyler Haws and Brandon Davies earned All-WCC and All-District honors.


The 2013-14 season was highlighted by a 23-12 overall record, a second-place finish in the WCC, one of the toughest nonconference schedules in team history and a return trip to the NCAA tournament for a seventh bid in eight years. Tyler Haws and Kyle Collinsworth earned All-WCC honors and Haws was selected as the WCC Player of the Year.

In 2014-15, Rose led the Cougars to another 25-win season and a second-straight trip – and eighth in nine years – to the NCAA tournament. After struggling to a 7-5 record in league play, the Cougars won their last six-straight, including a win at No. 3/2 Gonzaga to close out the regular season and secure the No. 2 seed in the WCC tournament. After a second-place finish in the league tournament, BYU received an at-large bid as a No. 11 seed in the NCAA tournament. Tyler Haws finished the season

No. 3 in the country in scoring and concluded his career as BYU's all-time scoring leader. Kyle Collinsworth set the NCAA single-season record for triple-doubles and tied the career record with six. Both players repeated as first-team All-WCC honorees.

As the only BYU men's basketball coach to ever win top conference coaching honors in back-to-back seasons, Rose was named the MWC Coach of the Year in 2006 and 2007. In his second season, Rose coached the 2006-07 Cougars to a 25-9 overall record and an NCAA tournament berth after winning the MWC regular-season title with a 13-3 mark. In his first season, Rose received conference and USBWA District VIII Coach of the Year accolades as well as honorable mention for National Coach of the Year by Scout.com after turning a picked-to-finish-last 9-21 team into a 20-9 winner and NIT qualifier. After the record-setting 2010-11 season, Rose earned his third conference honor by being named co-coach of the year. He was also the USBWA District VIII co-coach of the year and a finalist for Naismith national coach of the year honors. Rose is one of two BYU head coaches to win 20 games in each of his first six seasons and the only one to do so after taking over a team that won fewer than 13 games the prior season.

**2006, 2007 & 2011 MWC COACH
OF THE YEAR DAVE ROSE**





Rose first came to BYU as an assistant in 1997 to help newly hired head coach Steve Cleveland rebuild the Cougar program after a 1-25 season. Rose served eight seasons with Cleveland, including the last five as associate head coach, before being promoted to BYU's head job just two days after Cleveland announced his departure.

Rose played a vital role in rebuilding BYU's program from an inherited 1-25 team into a regular NCAA tournament participant and 20-game winner. BYU has qualified for postseason play in 11 of the past 12 seasons, including eight NCAA bids, while claiming five MWC titles. Rose fulfilled a variety of responsibilities under coach Cleveland, including defensive coordinator and recruiting coordinator. His efforts earned notice, such as being named the top assistant in the Mountain West Conference by Street & Smith in the 2004-05 College Basketball Preview.

A strong evaluator of talent with a vast network of coaching connections across the country, Rose has a proven record as a top recruiter. BYU has had multiple top-20 recruiting classes with Rose overseeing or coordinating its efforts. Rivals.com recognized Rose in 2004 as one of the top-25 college basketball recruiters.

Proving that Rose has excelled in recruiting and developing players, 13 recruits have earned conference newcomer honors or a major league award in their first season as a Cougar in Rose's 13 years in Provo. Seven BYU players have been singled out as either the conference newcomer or freshman of the year. Most recently, Eric Mika earned WCC All-Freshman honors after averaging 11.8 points and 6.4 rebounds. Tyler Haws was named third-team All-

MWC as a freshman in 2010 and set the BYU record with 48-consecutive free throws without a miss. Jonathan Tavernari was named the 2007 MWC Freshman of the Year after fellow Cougar and second-team Freshman All-American Trent Plaisted received the same honor in 2006. Following is a list of conference honors earned the last 14 seasons by Cougar recruits in their first seasons.

- *Eric Mika (2013-14 WCC All-Freshman)*
- *Matt Carlino (2011-12 All-WCC HM, WCC All-Freshman)*
- *Tyler Haws (2009-10 3rd-team All-MWC)*
- *Jonathan Tavernari (2006-07 MWC Freshman of the Year)*
- *Trent Plaisted (2005-06 MWC Freshman of the Year, second-team All-MWC)*
- *Mike Hall (2003-04 MWC Defensive Player of the Year, third-team All-MWC)*
- *Rafael Araujo (2002-03 Newcomer of the Year, MWC media poll, third-team All-MWC)*
- *Jared Jensen (2001-02 MWC Co-Freshman of the Year)*
- *Trent Whiting (2000-01 MWC Newcomer Team, second-team All-MWC)*
- *Terrell Lyday (1999-2000 MWC Newcomer of the Year, All-Tournament Team)*
- *Mark Bigelow (1998-99 WAC Freshman of the Year, Newcomer Team, second-team All-WAC)*
- *Mekeli Wesley (1997-98 WAC Newcomer Team)*
- *Ron Sellaize (1997-98 WAC Newcomer of the Year, Newcomer Team, second-team All-WAC)*

With 30-plus years of coaching experience – including 20 seasons as a head coach at the Division I, junior college and high school levels – Rose has a proven record of constant success. Prior to coming to BYU as an assistant in 1997, Rose compiled a 167-57 record at Dixie State College (St. George, Utah) while guiding six of his seven teams to top-20 rankings, including a national ranking as high as No. 2. He earned three conference titles and was honored by his peers as the 1993 Scenic West Athletic Conference Coach of the Year. While at Dixie, Rose coached three NJCAA All-Americans as well as long-time NBA player Keon

Clark. At BYU, Rose has coached eight players who have received All-America recognition – Mekeli Wesley (2001 AP honorable mention), Rafael Araujo (2004 Basketball Times Second Team, AP honorable mention), Trent Plaisted (2006 Scout.com Freshman Second Team), Keena Young (2007 AP honorable mention), Lee Cummmard (2008 AP honorable mention, FOXSports.com Fourth Team), Jimmer Fredette (2010 third-team Sporting News and NABC, second-team Basketball Times, AP Honorable Mention and Lute Olson All-America team; 2011 first-team AP, NABC, John R. Wooden, Sporting News, USBWA), Tyler Haws (2014 and 2015 AP Honorable Mention) and Kyle Collinsworth (2015 AP Honorable Mention and Lue Olson All-America team) – and four players who have been selected in the NBA Draft – Travis Hansen (2003), Araujo (2004), Plaisted (2008) and Fredette (2011). Fredette also earned numerous player of the year honors in 2011, including Wooden, Naismith, AP, Oscar Robertson and Sporting News.

Before his promotion to the head coaching position at Dixie, Rose served as a Rebel assistant coach under Ken Wagner for three seasons. Rose coached multiple sports at Millard and Pine View high schools in Utah before joining the staff at Dixie. He was the head basketball coach at Millard for three years from 1983-86. Rose is the 17th person to guide the Cougar basketball program since its first season in 1903. He follows the coaching pedigree of Basketball Hall of Fame coach Stan Watts, who is BYU's all-time leader in coaching victories with a 371-254 record from 1949-72. Watts also coached at Millard High School and Dixie State College before coming to BYU.

PLAYING CAREER

Rose was a two-sport athlete at Dixie State College in St. George, Utah, before the Texas native returned to his hometown, transferring to the University of Houston where he completed his degree and was a shooting guard and co-captain of the famous Phi Slamma Jamma team featuring Hakeem Olajuwon and Clyde Drexler. In 1983, his Houston team was ranked No. 1 nationally and finished as the national runner-up after suffering a buzzer-beating defeat to North Carolina State in the



ROSE DIVISION I COACHING LEDGER

School	Season	Overall	Pct.	Conf. (finish)	Pct.	Conf. Tourney	Postseason
BYU	2005-06	20-9	.690	12-4	.750	0-1	0-1 NIT
BYU	2006-07	25-9	.735	13-3 (1st)	.813	2-1	0-1 NCAA
BYU	2007-08	27-8	.771	14-2 (1st)	.875	2-1	0-1 NCAA
BYU	2008-09	25-8	.758	12-4 (T1st)	.750	1-1	0-1 NCAA
BYU	2009-10	30-6	.833	13-3 (2nd)	.813	1-1	1-1 NCAA
BYU	2010-11	32-5	.865	14-2 (T1st)	.875	2-1	2-1 NCAA
BYU	2011-12	26-9	.743	12-4 (3rd)	.750	1-1	1-1 NCAA
BYU	2012-13	24-12	.667	10-6 (3rd)	.625	0-1	3-1 NIT
BYU	2013-14	23-12	.657	13-5 (2nd)	.722	2-1	0-1 NCAA
BYU	2014-15	25-10	.745	13-5 (2nd)	.722	2-1	0-1 NCAA
Total		257-88	.745	126-38	.768	13-10	7-10

NCAA Championship game. Rose spent three years at Houston, playing in 1980-81, redshirting in 1981-82 and concluding his career in 1982-83.

At Dixie, Rose was first-team all-league in both basketball and baseball. Rose was also the Region 18 batting champion, hitting .421 as a center fielder. While playing basketball for Houston's Northbrook High School, he led the District 16AAAA in scoring, was selected first-team all-district and All-Greater Houston and was named team MVP.

PERSONAL

A native of Houston, Texas, Rose and his wife Cheryl have three children and seven grandchildren. Rose followed Steve Cleveland as the second BYU head coach to have served a full-time mission for The Church of Jesus Christ of Latter-day Saints. Rose served in Manchester, England, from 1977-79 between his two years as a player at Dixie State College. An important component in Rose's success is the unwavering support and encouragement of his wonderful family. Rose's wife Cheryl is actively involved in helping families who have children with cancer as she is currently serving as an honorary chairperson for the Children with Cancer Christmas Foundation. She previously served as the vice chairperson for the foundation. Daughter Chanell played forward on the BYU women's basketball team from 2000-03 and is married to Brock Reichner, who was a member of the BYU men's basketball team from 2004-06. His son Garrett returned in August 2005 from a two-year mission in Little Rock, Arkansas, and married his wife Brooke in November 2006. Rose's daughter Taylor is currently a student at BYU.

COMMUNITY SERVICE

Rose and the team annually provide service for the Children with Cancer Christmas Foundation to comfort local families who endure the challenges of raising a child who has cancer. Rose and his wife Cheryl currently serve as honorary chairmen for the foundation. The National Association of Basketball Coaches honored Rose with its Game Pillar Award for Service in April 2008. While at Dixie State College, Rose became the first coach in the state of Utah to participate in the American Cancer Society's nationwide Coaches vs. Cancer campaign and served on the Academic Excellence Committee at Dixie. He has also been a volunteer coach for youth groups. Dave and Cheryl were Chamber of Commerce Citizens of the Year in St. George. Cheryl is extremely committed to serving in the community, receiving the Beacon of Hope Award in 2005. She previously served as the Vice Chairperson for the Children with Cancer Christmas Foundation.

At the 2012 NCAA Final Four, Rose was named a member of the National Coaches vs. Cancer Council that includes Mike Krzyzewski (Duke), Roy Williams (North Carolina), Jim Boeheim (Syracuse) and Mike Brey (Notre Dame). He and Cheryl are currently assisting with the Hope Lodge, a facility that will be constructed in Salt Lake City to house families of cancer patients.

The fight against cancer became more personal for the family when Dave was diagnosed with pancreatic neuroendocrine tumor cancer in June 2009. Since the emergency surgery to remove the tumor, no other cancer has been found. Rose has since been given

a clean bill of health. The United States Basketball Writers Association recognized Rose for his efforts with its Most Courageous Award in 2010.

WORTH NOTING

- The 2014-15 squad finished 25-10 and received a bid to the NCAA tournament – the eighth bid in the last nine years – to extend program record streaks of 20-win seasons and postseason bids to 10 season.
- The 2010-11 squad set program records with 32 victories while advancing to the Sweet 16.
- Dave Rose has a .745 winning percentage as a college head coach (424-145), including a 257-88 (.745) record at BYU and a 167-57 (.746) record in seven seasons at Dixie State College.
- Dave Rose was named the MWC Coach of the Year each of his first two seasons, becoming the first-ever BYU men's basketball coach to win back-to-back league coach-of-the-year honors. He added a Co-Coach of the Year honor in 2011.

THE ROSE FILE

Born: December 1957
 Hometown: Houston
 High School: Northbrook, Houston
 Education: Houston, BA 1983
 Head Coach: BYU, 2005-present
 Dixie College, 1990-97
 Millard HS, 1983-86
 Asst. Coach: BYU, 1997-2005
 Dixie College, 1987-90
 Pine View HS, 1986-87
 Playing Exp.: Houston, 1980-83
 Dixie Coll., 1976-77, 79-80



TIM LACOMB

Associate Head Coach

CAREER HIGHLIGHTS

- Helped BYU to 25 wins and a trip to the NCAA tournament in 2014-15
- Has helped BYU to a 212-70 record (.752) while serving as an assistant coach and director of operations
- Seven trips to the NCAA tournament and one trip to the NIT
- Helped BYU record 32 wins in 2010-11 and the program's first trip to the Sweet 16 in 2011 since 1981
- Helped BYU win three MWC titles
- Six 25-win seasons and two 30-win seasons

COACHING EXPERIENCE

- BYU Associate Head Coach (2015-present)
- BYU Assistant Coach (2010-15)
- BYU Director of Operations (2007-10)
- Utah Video Coordinator (2005-07)
- American Fork Assistant Coach (2002-05)
- Lone Peak Assistant Coach (1999-02)
- Utah Team Manager (1994-96)

EDUCATION

- Utah (2006, graduated cum laude)

MISSION

- Boston, Mass. (1989-91)

PERSONAL/FAMILY

- Wife: Rachel
- Children: Daughters Alyssa and Anna and son Sam
- Grandfather Frank LaComb played football for BYU; Uncle Gary LaComb played football and baseball



TERRY NASHIF

Assistant Coach

CAREER HIGHLIGHTS

- Helped BYU to 25 wins and a trip to the NCAA tournament in 2014-15
- Has helped BYU to a 257-88 record (.745) while serving as an assistant coach and director of operations
- Eight trips to the NCAA tournament and two to the NIT
- Helped BYU to a trip to the 2011 Sweet 16 and a program-record 32 wins
- Helped BYU win four MWC Championships in six seasons
- Seven 25-win seasons and two 30-win seasons

COACHING EXPERIENCE

- BYU Assistant Coach (2007-present)
- BYU Director of Operations (2005-07)

EDUCATION

- BYU (2005, B.S. in Physical Education)

PLAYING CAREER

- Evergreen HS (1996-99)
- KVAN Radio Athlete of the Year and Columbian (Vancouver, Wash.) Player of the Year
- Played for Steve Cleveland at BYU (2001-05)
- A member of two NCAA Tournament teams, one NIT and one MWC Championship team

MISSION

- Columbia, South Carolina (1999-2001)

PERSONAL/FAMILY

- Wife: Katie
- Children: Daughters Macie, Dezie and Josie and son Rory



QUINCY LEWIS

Assistant Coach

CAREER HIGHLIGHTS

- In 12 seasons as head coach of Lone Peak High School, totaled a record of 250-45 (.847), won seven state titles and 10 region titles
- In 2013 Lewis was named MaxPreps National Coach of the Year and Naismith National Coach of the Year while leading Lone Peak HS to a 26-1 record, the 5A Utah state title and the MaxPreps National Championship
- Named the 2009 National Federation of State High School Associations Western Region Coach of the Year
- Prior to Lone Peak, coached eight years at the collegiate level, helping five teams win 20-plus games and three earn national rankings

COACHING EXPERIENCE

- BYU Assistant Coach (2015-present)
- Lone Peak High School Head Coach (2003-15)
- Southern Utah Assistant Coach (2002-03)
- Utah Valley State College Assistant Coach (1997-02)
- BYU-Hawaii Assistant Coach (1995-97)

EDUCATION

- Dixie College (1991, Associates Degree)
- Wagner College (1993, Bachelors in Sociology)
- University of Utah (1995, Masters in Exercise Science)

PLAYING CAREER

- Timpview High School (1989)
- Led Timpview to a record of 47-3 and back-to-back state titles in 1988 and 1989
- A two-time all-state selection, 3A MVP as a senior
- Played two years at Dixie College (1989-91)
- Left Dixie among the top 25 in scoring in program history
- Played two years at Wagner College (1991-93)
- Earned All-NEW Second Team honors as a senior
- Inducted into the Wagner Athletics Hall of Fame in 2012

PERSONAL/FAMILY

- Wife: Debbie
- Children: sons Kodiak and Cooper and daughters Maeve and Mallory



ANDREW MAY

Director of Basketball Operations

CAREER HIGHLIGHTS

- As an assistant coach at Salt Lake Community College, helped lead the Bruins to 103 wins in four years, two trips to the NJCAA national tournament and three-straight conference championships
- As a student manager at BYU, helped the Cougars to five-straight 25-wins seasons, four conference titles and five trips to the NCAA tournament

EXPERIENCE

- BYU Director of Basketball Operations (2015-present)
- Salt Lake Community College Assistant Coach (2011-15)
- Nike Sponsored Utah Basketball Club 14U Coach (2011-15)
- BYU head student manager (2007-11)
- BYU student manager (2006-07)

EDUCATION

- BYU (2010, B.S. in Exercise Science and Physical Education)
- BYU (2011, Masters in Exercise Science)

MISSION

- Washington D.C. (Spanish speaking)

PERSONAL/FAMILY

- Wife: Marissa
- Children: Benson, Ella, Karsten and Luke



STEVE BUSHMAN
EQUIPMENT MANAGER



KYLE CHILTON
MEDIA RELATIONS



GARRETT FAUCETTE
*COORDINATOR OF PLAYER
DEVELOPMENT*



MIKE HALL
ACADEMIC ADVISOR



BOB MEDINA
*STRENGTH AND
CONDITIONING COACH*



ROBERT RAMOS
BASKETBALL TRAINER



AUBREY REEVES
BASKETBALL OFFICE SECRETARY



TREVOR WILSON
*STUDENT ATHLETIC ACADEMIC
CENTER DIRECTOR*

MANAGERS:

JUSTIN SNOW
CONNER ROBERTSON
TYLER GOLDEN
TYELOR WILSON
STEVE CLARKE
GREG NIELSON
SPENCER BAILEY
SETH BRUNEEL



TOM HOLMOE

Director of Athletics

Tom Holmoe was named Director of Athletics at Brigham Young University on March 1, 2005. He oversees a nationally recognized program with 21 intercollegiate sports, involving more than 600 student-athletes and a 150-person staff.

A former Cougar defensive back from 1978-82, Holmoe returned to BYU in July 2001 as Associate Athletics Director for Development. As part of his responsibilities, he supervised the Cougar Club, served as the department's liaison with the LDS Foundation, served on the BYU Alumni Association Board of Directors and worked on the capital campaign to raise funds for the University's new athletic facilities. Holmoe currently serves on the NCAA Basketball Selection Committee.

A native of La Crescenta, California, Holmoe came to BYU on a football scholarship in 1978. He became a starter as a sophomore and went on to earn first-team All-WAC honors as a senior in 1982. Holmoe was selected in the fourth round of the 1983 NFL Draft by the San Francisco 49ers. Over a seven-year NFL career, he played on three Super Bowl championship teams with the 49ers. After retiring from professional football, Holmoe returned to BYU to serve as a graduate assistant under LaVell Edwards from 1990-91. He then accepted an offer from Bill Walsh to become the Stanford secondary coach in 1992, where he remained for two seasons. In 1994, he returned to the 49ers as defensive backfield coach for two seasons, where he earned a fourth Super Bowl ring. Two years later Holmoe joined the University of California staff as defensive coordinator and later became the head coach from 1997-2001.

Holmoe graduated from BYU with a degree in zoology in 1983 and received a master's degree from BYU in athletic administration in 1995. He and his wife, Lori, have four children: Shannon Packard, Danny, Erik, and Lauren.



BRIAN SANTIAGO

Sr. Associate AD/Operations



LIZ DARGER

Associate AD/SWA



DALLAN MOODY

Associate AD/Finance



CHAD LEWIS

Associate AD/Development



DUFF TITTLE

Associate AD/Communications



BRIGHAM YOUNG UNIVERSITY

BYU'S HISTORY

The 1875 establishment of the Brigham Young Academy offered an academically stimulating and gospel-oriented education to 29 students. The one-acre school grounds presided over by Karl G. Maeser have since developed into 560 acres and about 300 buildings. The foundation of the University thrives with the fourfold focus of being 1) spiritually strengthening, 2) intellectually enlarging, 3) character building, leading to 4) lifelong learning and service.

Brigham Young University provides an outstanding education in an atmosphere consistent with the standards and principles of its sponsor, The Church of Jesus Christ of Latter-day Saints.



BYU has a full-time enrollment of 30,243. Students come to BYU from all 50 states and more than 120 countries.

BYU MISSION STATEMENT

The mission of Brigham Young University--founded, supported and guided by The Church of Jesus Christ of Latter-day Saints--is to assist individuals in their quest for perfection and eternal life. That assistance should provide a period of intensive learning in a stimulating setting where a commitment to excellence is expected and the full realization of human potential is pursued.

All instruction, programs and services at BYU, including a wide variety of extracurricular experiences, should make their own contribution toward the balanced development of the total person. Such a broadly prepared individual will not only be capable of meeting personal challenges and change but will also bring strength to others in the tasks of home and family life, social relationships, civic duty and service to mankind.

BYU's faculty, staff, students and administrators should be anxious to make their service and scholarship available to The Church of Jesus Christ of Latter-day Saints in furthering its work worldwide. In an era of limited enrollments, BYU can continue to expand its influence both by encouraging programs that are central to the Church's purposes and by making its resources available to the Church when called upon to do so.

We believe the earnest pursuit of this institutional mission can have a strong effect on the course of higher education and will greatly enlarge Brigham Young University's influence in a world we wish to improve.



KEVIN J WORTHEN
University President

Kevin J. Worthen began serving as the 13th president of Brigham Young University on May 1, 2014. He previously served as BYU's advancement vice president and as dean of its J. Reuben Clark Law School, where he was the Hugh W. Colton Professor of Law.



MATTHEW RICHARDSON
Advancement Vice President



A TOP-OF-THE-CHARTS EDUCATION

No. 1	Accounting program	<i>Business Week 2013</i>
No. 1	Least expensive private schools (MBA program)	<i>U.S. News 2012</i>
No. 1	Best value private law school	<i>National Jurist 2013</i>
No. 1	Yield: accepted students who enroll	<i>U.S. News 2014</i>
No. 2	Return on Investment (MBA Program)	<i>Business Week 2013</i>
No. 3	Undergraduate Accountancy program	<i>U.S. News 2013</i>
No. 3	Master's of Accountancy program	<i>Public Accounting Report</i>
No. 4	Graduates with the least debt	<i>U.S. News 2014</i>
No. 5	PR program: top 5 in the country	<i>PR Week Awards 2013</i>
No. 5	Grads who go on to earn doctorates	<i>NORC/NSF 2013</i>
No. 8	Graduate entrepreneurship	<i>Entrepreneur 2013</i>
No. 8	International Business	<i>U.S. News 2014</i>
No. 9	Undergraduate entrepreneurship	<i>Entrepreneur 2013</i>
No. 10	Best value school	<i>U.S. News 2014</i>
No. 11	Top graduates, rated by recruiters	<i>Wall Street Journal 2013</i>
No. 12	Undergraduate business program	<i>Business Week 2013</i>
No. 14	College in the West	<i>Forbes 2015</i>
No. 17	MBA Program	<i>Forbes 2013</i>
No. 25	Best law library	<i>National Jurist 2013</i>
No. 27	Best business school	<i>U.S. News 2014</i>
No. 27	Undergraduate business program	<i>U.S. News 2014</i>



DISTINGUISHED FACULTY

Faculty members hold advanced degrees from universities around the world. Their achievements are compelling and wide-ranging as they pursue consequential research work that is making a real difference. Alleviating hunger worldwide through more efficient agriculture, finding low-pollution energy alternatives and making significant contributions to the strengthening of families are among their many pursuits. Faculty members are regularly called upon to head national and international professional organizations and to consult with corporate and governmental entities. Above all, these high-principled men and women share an unmatched devotion to bringing the best possible education to their students.

PREPARATION FOR THE FUTURE

A strong curriculum delivered by outstanding faculty is key to the academic excellence of BYU graduates. From business management to nursing, from the humanities to engineering, the University's 11 colleges -- supported by comprehensive offerings from religious education -- continue to be internationally recognized for the quality of their education and the professional preparation they provide. In addition to the challenging course work and hands-on research, numerous programs offer academic and service outreach opportunities. Study abroad centers, distance-learning courses and worldwide performing arts tours are a few of the offerings that enrich BYU's academic experience.

BYU is in Provo, Utah, a city of approximately 115,000 located 45 miles south of Salt Lake City and 4,560 feet above sea level at the western base of the Wasatch Mountains. Provo sits in the Utah Valley, which offers a beautiful setting with 23-mile-long Utah Lake on the west and 11,750-foot Mount Timpanogos on the east. The university's approximately 560-acre main campus includes about 300 buildings. Of its buildings, 80 are for academic programs, 64 for administrative and auxiliary services and 150 for student housing.





MARRIOTT CENTER MAGIC

BYU'S HOMECOURT IS ONE OF THE NATION'S BEST BASKETBALL ARENAS

BYU's 18,987-seat basketball arena is truly a hoop heaven. There is no place quite like it in college basketball. Over the past 43 years, the Marriott Center has been home to the thrills and cheers of BYU basketball. With a history full of game-winning shots, conference championships and some of the nation's top attendance marks, the Marriott Center's 18,987 seats have allowed BYU fans to see plenty of excitement since the facility's opening game on Dec. 3, 1971.

The Marriott Center is named for successful Utah businessman J. Willard Marriott and is one of the largest on-campus arenas in the country. The building covers three acres and encloses eight million cubic feet.

The BYU men's basketball team has a .799 winning percentage in the Marriott Center over its 43 years. The Cougars have gone 221-26 in the Marriott Center over the past 16 seasons, boasting the nation's longest home victory streaks

from 2000 to 2003 (44 games) and from 2005 to 2008 (a program-record 53 games).

Some great games have been played in the Marriott Center, including Danny Ainge and company's 19-point shellacking of No. 7 Utah in 1981 before the Cougars' run to the Elite Eight in the NCAA Tournament. In 2002, BYU put on an incredible run to erase a 21-point second-half deficit and defeat Utah 63-61, helping preserve a perfect 16-0 home record. The Cougars played their 500th game in the Marriott Center on Feb. 22, 2006, against league-leader San Diego State, putting together a thrilling 59-point second-half performance on the way to a 100-90 win.

In 2010 – with BYU donning pink-trimmed uniforms and pink shoes to show support in the battle against cancer – Jimmer Fredette put on a show in front of a sellout crowd, scoring 36 points in an 82-69 victory over Utah. Fredette's 36

points are the most scored by a Cougar against the Utes at home in the history of the rivalry. In 2011, No. 9 BYU defeated No. 4 San Diego State behind Jimmer Fredette's heroic 43-point effort.

BYU has ranked in the top 25 nationally in paid attendance every year but four since the Marriott Center opened. The Cougars have led the nation in three seasons, finished second four times and been among the top five attendance leaders 19 times over the past 43 years. In 2010-11, BYU finished sixth in the nation in attendance and posted eight sellouts.

In 1972, 1977, 1979 and 1982, BYU hosted NCAA Regionals. The 1988 Western Athletic Conference Tournament was also held in the Marriott Center. In addition to the fans it draws for basketball, capacity crowds have filled the arena for devotionals, commencement exercises, concerts and pageants.


MARRIOTT CENTER YEARLY ATTENDANCE

Year	Games	Record	Total	Avg.
14-15	16	13-3	258,002	16,125
13-14	15	14-1	238,131	15,875
12-13	18	15-3	287,750	15,986
11-12	16	13-3	246,777	15,424
10-11	14	13-1	261,989	18,714
09-10	16	15-1	224,460	14,029
08-09	16	14-2	214,134	13,383
07-08	16	16-0	216,295	13,518
06-07	17	17-0	205,243	12,073
05-06	15	14-1	166,037	11,069
04-05	14	6-8	148,860	10,633
03-04	13	13-0	198,906	15,300
02-03	14	13-1	202,556	14,468
01-02	16	16-0	213,952	13,372
00-01	15	15-0	235,575	15,705
99-00	16	14-2	247,120	15,445
98-99	14	9-5	194,810	13,915
97-98	14	4-10	170,901	12,207
96-97	14	1-13	236,523	16,895
95-96	15	11-4	269,730	17,961
94-95	14	14-0	263,730	18,838
93-94	16	14-2	301,995	18,875
92-93	14	13-1	286,596	20,471
91-92	15	14-1	264,869	17,658
90-91	16	10-6	279,660	17,479
89-90	15	15-0	286,779	19,119
88-89	15	10-5	272,235	18,149
87-88	18	16-2	363,602	20,200
86-87	14	10-4	265,140	18,939
85-86	16	12-4	265,158	16,572
84-85	14	9-5	213,628	15,259
83-84	15	14-1	321,714	21,448
82-83	15	9-6	304,137	20,276
81-82	16	11-5	339,586	21,224
80-81	13	13-0	292,580	22,505
79-80	14	12-2	300,713	21,479
78-79	14	14-0	277,020	19,787
77-78	13	9-4	223,216	17,171
76-77	12	6-6	174,588	14,632
75-76	12	7-5	168,136	14,011
74-75	15	9-6	185,940	12,396
73-74	10	6-4	162,510	16,251
72-73	14	11-3	263,523	18,283
71-72	12	12-0	261,815	21,818
Totals	646	516-130	10,776,621	16,682

• The above totals reflect paid public and student attendance from 1971-72 through 1996-97. Paid public but actual student attendance is reflected from 1997-98 through the present.

TOP UTAH ARENAS (CAPACITY)

1. Utah Jazz, Energy Solutions Arena, 20,000
2. BYU, Marriott Center, 18,987
3. Utah, Jon M. Huntsman Center, 15,000
4. Weber State, Dee Events Center, 12,000
5. Utah State, Spectrum, 10,270
6. The Maverick Center, 10,207
7. Utah Valley, UCCU Center, 8,000
8. Southern Utah, Centrum, 5,300
9. Dixie College, Burns Arena, 5,200



BYU has outscored its opponents 19,615-15,659 while achieving a 221-26 home record over the past 16 seasons. The Cougars' average margin of victory over that span is 16.0 points.


BYU has consistently ranked among the national attendance leaders, averaging 16,696 fans per game in the 43-year history of the Marriott Center. The Cougars averaged 18,714 fans in 2010-11 to rank sixth nationally, including eight sellouts. BYU outdrew the regular season conference champions of 30 of the nation's 31 conferences as well as every program in the Big Ten, the Big 12 and Pac-12 and all but one ACC school, all but two SEC teams and all but two Big East teams. In 2012-13, BYU was first in the West and No. 13 in the nation. In 2013-14, the Cougars were first in the West and No. 11 in the nation.

BYU has gone 208-23 at home over the past 15 years. BYU had a school record 53-game winning streak that started in 2005 and ended with the loss to nationally ranked Wake Forest in 2009. The Cougars set the program record with their 67-59 win over Utah in the Marriott Center on Feb. 20, 2008, their 45th-straight home win. BYU's last home loss before the record-setting streak was in the 2005-06 season opener against Loyola Marymount. The streak included 29 straight over nonconference opponents and 24 consecutive over MWC foes. The Cougars were 14-1 at home last season, 15-3 at home in 2012-13, 13-3 in 2011-12, 13-1 in 2010-11, 15-1 in

2009-10, 14-2 in 2008-09 and won 16 home games the previous season and 17 in 2006-07 after going 14-1 in 2005-06. BYU is 503-127 (.798) all-time in the Marriott Center, and Cougar head coach Dave Rose is 131-12. Prior to the 53-game home win streak, BYU's longest homecourt victory streak was 44 games from Feb. 19, 2000 to Jan. 16, 2003.

BYU also owned one of the country's longest nonconference home winning streaks from 1999 to 2005, defeating 40 straight non-league opponents in the Marriott Center. The streak began with a 61-59 win over Utah State on Jan. 2, 1999.

Since the Marriott Center opened 43 years ago, Cougar fans have watched BYU compile a 516-130 record, a .799 winning percentage.



MARRIOTT CENTER TOP CROWDS

ATT.	OPP.	DATE	BYU	OPP
23,106	Utah	Mar. 7, 1981	95	76
23,096	Wake Forest	Jan. 3, 2009	87	94
23,084	Utah	Jan. 12, 1980	89	72
23,042	Illinois	Nov. 30, 1979	76	86
23,037	Utah St.	Dec. 27, 1980	104	89
23,025	Air Force	Jan. 18, 1992	66	45
23,023	UCLA	Nov. 26, 1982	82	85
23,006	Utah	Feb. 17, 1979	76	50
22,998	UNM	Feb. 25, 1978	66	71
22,987	Utah	Feb. 3, 1973	89	73
22,985	CSU	Feb. 26, 1972	105	85
22,983	Wyoming	Jan. 24, 1981	84	70
22,977	La Salle	Dec. 29, 1987	95	82
22,953	CSU	Feb. 24, 1979	66	61
22,937	UTEP	Feb. 5, 1972	57	53
22,936	Utah	Mar. 5, 1983	62	64
22,929	Utah	Jan. 15, 1982	74	51
22,918	Utah St.	Jan. 7, 1978	85	84
22,893	Utah St.	Jan. 22, 1972	101	82
22,891	SDSU	Feb. 3, 1979	88	80
22,889	UNLV	Dec. 5, 1981	63	66
22,812	Utah	Mar. 3, 2007	85	62
22,718	Utah	Mar. 1, 2004	70	57
22,702	CSU	Mar. 8, 2003	67	55
22,700	Air Force	Jan. 27, 2007	61	52
22,700	Air Force	March 7, 2009	54	49
22,700	Fresno State	Nov. 21, 2010	83	56
22,700	Air Force	Jan. 8, 2011	76	66
22,700	San Diego St.	Jan. 26, 2011	71	58
22,700	UNLV	Feb. 5, 2011	78	64
22,700	Utah	Feb. 12, 2011	72	59
22,700	Colorado St.	Feb. 23, 2011	84	76
22,700	New Mexico	Mar. 2, 2011	64	82
22,700	Wyoming	Mar. 5, 2011	102	78
22,700	Baylor	Dec. 17, 2011	83	86
22,700	Saint Mary's	Jan. 28, 2012	66	80
22,700	Portland	Feb. 25, 2012	76	66

The Marriott Center covers three acres and encloses eight million cubic feet. The roof, which is the size of two football fields placed side-by-side, is 10 stories high and is held together by 50,000 bolts. The four-million pound roof was constructed first at ground level, then raised 38 feet. There are seven locker rooms, a President's room, two reception rooms, press and interview rooms, team rooms and a training room.

During the summer of 2012, the lower-bowl bench seating on the north side of the arena was replaced with prime chair seating and a new sound system was installed in the arena. The men's and women's basketball locker rooms were renovated.

In 2015, the rest of the lower-bowl seating was replaced with prime chair seating and a new, state-of-the-art scoreboard was installed. Ground was also broken for the Marriott Center Annex, a practice facility for the men's and women's programs.

Improvements to the exterior and interior took place in 2007, including glass exterior walls and new lighting. In 2006 the original suspended floor, installed in 1971, was replaced with a Connor Uniforce floor and seismic upgrades took place. Fittingly, the last game played on the original floor featured the jersey retirement of Cougar great Kresimir Cosic, who played in BYU's first game in the Marriott Center. An additional floor upgrade was installed in 2007.

ALL-TIME SERIES RECORDS



OPPONENT	G	W	L	FIRST-LAST	LAST	OPPONENT	G	W	L	FIRST-LAST	LAST
Air Force	66	54	12	1961-2011	W	Florida International	2	2	0	1999-2000	W
Alabama	1	0	1	1957	L	Florida State	2	1	1	1972-2012	L
Alabama-Birmingham	3	2	1	1984-1989	W	Fordham	2	2	0	1983-1985	W
Alaska	1	1	0	1980	W	Fort Lewis	1	1	0	2001	W
Arizona	38	19	19	1951-2011	W	Fresno Pacific	1	1	0	2011	W
Arizona State	49	27	22	1946-2010	W	Fresno State	18	13	5	1935-2011	W
Arkansas	1	1	0	1947	W	Georgetown	1	0	1	1984	L
Arkansas-Little Rock	1	1	0	2014	W	Georgia	3	2	1	1969-1997	L
Army	2	2	0	1965-1973	W	Georgia State	1	1	0	2012	W
Auburn	1	0	1	1998	L	Georgia Tech	1	0	1	1978	L
Baylor	10	5	5	1949-2013	L	Gila College	2	2	0	1931	W
Beloit	1	0	1	1949	L	Gonzaga	13	4	9	1949-2015	L
Boise State	13	9	4	1976-2009	L	Hamline	1	0	1	1951	L
Bowling Green	4	3	1	1949-1984	W	Hartford	1	1	0	2008	W
Bradley	4	3	1	1953-2010	W	Harvard	1	1	0	1978	W
BYU-Hawaii	1	1	1	2011	W	Hastings	2	2	0	1935-1938	W
Brown	1	1	0	1988	W	Hawai'i	46	33	13	1971-2014	W
Buffalo	2	2	0	2010-2011	W	Hofstra	2	2	0	1983-1984	W
Butler	1	0	1	1930	L	Houston	6	2	4	1965-2006	L
California	11	4	7	1952-2005	L	Idaho	5	3	2	1938-2001	W
Cal-Davis	2	2	0	1936	W	Idaho State	37	31	6	1930-2010	W
Cal-Irvine	4	3	1	1986-2002	W	Illinois	5	2	3	1965-1980	W
Cal-Santa Barbara	6	5	1	1979-2011	W	Illinois Wesleyan	1	1	0	1930	W
Cal Poly	1	1	0	2009	W	Indiana	2	0	2	1972-1973	L
Cal Poly Pomona	1	1	0	1981	W	Indiana State	3	2	1	1947-1951	W
Cal State Fullerton	6	3	3	1972-1996	L	Iona	1	1	0	2012	W
Cal State Los Angeles	2	2	0	1952	W	Iowa	2	0	2	1983-1986	L
Cal State Northridge	5	5	0	1992-2012	W	Iowa State	6	0	6	1931-2013	L
Cal State Riverside	1	1	0	1999	W	Jackson State	1	1	0	2007	W
Cal State Sacramento	1	1	0	1993	W	James Madison	2	2	0	1990-1992	W
Cal State San Marcos	1	1	0	2011	W	John Carroll	1	1	0	1930	W
Canisius	3	3	0	1942-1946	W	Kansas	4	1	3	1959-1993	L
Carbon College	2	2	0	1922-1943	W	Kansas State	7	3	4	1950-2010	L
Central Conn. State	1	1	0	1987	W	Kent State	1	1	0	1960	L
Chaminade	2	2	0	2005-2014	W	Kentucky	3	0	3	1951-1984	L
Chicago	1	1	0	1930	W	La Salle	9	3	6	1948-1992	L
Chicago State	2	2	0	1987-2011	W	Lamar	3	2	1	2006-2008	W
Cincinnati	3	2	1	1930-2001	W	LaVerne	1	1	0	1936	W
Citadel	1	0	1	1960	L	Liberty	1	1	0	2007	W
Clemson	2	0	2	1980-1990	L	Long Beach State	10	6	4	1972-2014	W
Colorado	20	5	15	1937-1956	W	Long Island	3	0	3	1942-1947	L
Colorado College	11	5	6	1923-1936	W	Longwood	1	1	0	2011	W
Colorado Mesa	1	1	0	2013	W	Louisiana State	2	1	1	1960-1992	L
Colorado St. College	9	8	1	1923-1938	W	Louisiana Tech	2	2	0	1998	W
Colorado State	136	90	46	1938-2011	W	Louisville	4	2	2	1960-2008	W
Connecticut	1	0	1	2003	L	Loyola (Ill.)	6	1	5	1931-1968	L
Cornell	2	1	1	1965-1969	L	Loyola Marymount	12	8	4	1937-2015	W
Creighton	9	6	3	1931-2010	W	Loyola (N. Orleans)	2	1	1	1957-1959	L
Culver Stockton	1	1	0	1949	W	McNeese State	2	2	0	1977-1992	W
Dartmouth	1	0	1	1958	L	Manhattan	3	2	1	1945-1955	L
Davidson	2	2	0	1974-1976	W	Marshall	2	1	1	1948-1951	W
Dayton	2	2	0	1950-1959	W	Marquette	5	2	3	1930-2012	L
Delta State	1	1	0	1947	W	Memphis (formerly State)	4	1	3	1960-2002	L
Denver	70	53	17	1933-1999	W	Mercer	1	1	0	2013	W
DePaul	1	0	1	1964	W	Miami (Fla.)	4	2	2	1960-1989	L
Detroit	1	1	0	1955	W	Michigan	4	2	2	1954-1991	L
Dixie College	7	7	0	1927-1935	W	Michigan State	9	4	5	1956-2008	L
Drake	1	1	0	1935	W	Minnesota	1	0	1	1994	L
Duke	2	1	1	1952-1992	L	Mississippi State	2	1	1	1994-1996	L
Duquesne	2	0	2	1947-1954	L	Mississippi Valley State	1	1	0	2011	W
Eastern Kentucky	4	3	1	1950-2014	W	Montana	30	21	9	1938-2012	W
Eastern New Mexico	2	2	0	2010-2012	W	Montana State	12	11	1	1939-1987	W
Eastern Washington	3	3	0	1989-2010	W	Montana State Billings	1	1	0	2005	W
East Tennessee State	1	0	1	1990	L	Montana State College	57	28	29	1925-1941	W
Elon College	1	1	0	2000	W	Montana Mines	2	2	0	1928	W
Florida	3	2	1	1959-2011	L	Morgan State	1	1	0	1996	W

ALL-TIME SERIES RECORDS

OPPONENT	G	W	L	FIRST-LAST	LAST	OPPONENT	G	W	L	FIRST-LAST	LAST
Mount St. Mary's	1	1	0	2013	W	Snow College	4	4	0	1929-1946	W
Muhlenberg	1	1	0	1948	W	South Alabama	2	1	1	2000	W
Murray State	3	2	1	1953-1955	W	South Carolina	2	1	1	1990-1993	W
Nebraska	5	4	1	1930-2010	W	South Carolina State	1	1	0	1999	W
Nevada	19	13	6	1929-2011	W	South Florida	1	1	0	2011	W
New Mexico	130	75	55	1950-2011	W	Southeastern College	1	1	0	1925	W
New Mexico State	11	3	8	1960-1976	L	Southern	1	1	0	2009	W
New Orleans	1	0	1	1987	L	Southern California	9	3	6	1933-2006	L
New York (CCNY)	3	0	3	1947-1950	L	Southern Idaho	13	10	3	1937-1946	W
New York University	1	1	0	1965	W	Southern Illinois	1	1	0	2000	W
Niagara	7	5	2	1947-1976	W	Southern Methodist	4	2	2	1986-1997	L
Nicholls State	1	1	0	1993	W	Southern Miss	1	1	0	2013	W
Northeastern	1	1	0	1988	W	Southern Utah	10	10	0	1992-2007	W
Northwestern	2	1	1	1945-1989	W	Southern Virginia	1	1	0	2014	W
North Carolina	5	0	5	1976-2008	L	Southwest Missouri	2	1	1	1985-1987	L
N. Carolina-Charlotte	2	2	0	1988	W	Stanford	8	6	2	1969-2014	W
North Carolina State	4	0	4	1952-2005	L	Stetson	1	0	1	1990	L
North Dakota	3	2	1	1928	W	Syracuse	5	0	5	1947-2004	L
North Texas	3	3	0	1980-2013	W	TCU	22	19	3	1953-2011	W
Northern Arizona	3	2	1	1946-2012	W	Tennessee	2	0	2	1957-1980	L
Northern Kentucky	1	1	0	2006	W	Tennessee State	1	1	1	2012	W
Northeast Louisiana	2	2	0	1975-1994	W	Tennessee Tech	1	1	0	1992	W
Northwestern (La.) St.	2	1	1	1948-1994	W	Temple	3	2	1	1942-1966	W
N.W. Oklahoma State	1	1	0	1948	W	Texas	6	4	2	1967-2013	W
Notre Dame	8	3	5	1956-2012	L	Texas-Arlington	1	1	0	1988	W
Occidental	1	1	0	1929	W	Texas A&M	1	1	0	1972	W
Ohio State	7	3	4	1956-1998	W	Texas A&M Corpus Christi	1	1	0	2001	W
Oklahoma	4	2	2	1960-1992	W	Texas Southern	1	1	0	1999	W
Oklahoma Baptist	1	1	0	1993	W	UTEP	66	41	25	1966-2010	W
Oklahoma City	6	0	6	1955-1976	L	UT-San Antonio	1	1	1	2012	W
Oklahoma State	7	4	3	1961-2004	W	Texas Tech	4	3	1	1967-1996	L
Old Dominion	1	1	0	1976	W	Toledo	4	3	1	1949-2002	W
Ole Miss	1	0	1	2015	L	Tulane	1	1	0	1995	W
Omaha	1	1	0	1943	W	Tulsa	12	8	4	1979-2008	W
Oral Roberts	5	5	0	1978-2007	W	UCLA	23	11	12	1929-2010	L
Oregon	23	9	14	1954-2014	L	UMass	2	1	1	2014	W
Oregon State	15	4	11	1927-1992	L	UNLV	34	16	18	1981-2011	W
Pacific	10	6	4	1961-2015	W	Utah	256	129	127	1909-2014	L
Penn State	4	1	3	1979-1998	L	Utah State	231	139	92	1905-2014	W
Pepperdine	16	9	7	1944-2015	L	Utah Valley	1	1	0	2005	W
Phillips	2	1	1	1928	L	Valparaiso	2	1	1	1945-1949	W
Pittsburgh	1	1	0	1986	W	Vanderbilt	1	0	1	1957	L
Portland	14	13	1	1957-2015	W	Vermont	1	1	0	2010	W
Portland State	1	1	0	1978	W	Villanova	3	1	2	1951-1984	L
Prairie View A&M	2	2	0	2013	W	Virginia	4	1	3	1981-1998	L
Princeton	4	4	0	1981-1992	W	Virginia Commonwealth	1	1	0	1983	W
Providence	2	2	0	1962-1983	W	Virginia Tech	3	3	0	1967-2012	W
Purdue	2	1	1	1978-2014	L	Wake Forest	5	1	4	1952-2009	L
Regis	3	3	0	1949-1951	W	Washington	19	9	10	1950-2013	W
Rhode Island	3	1	2	1975-1978	L	Washington State	10	5	5	1946-2006	W
Rice	7	5	2	1963-2009	W	Weber College	7	6	1	1938-1943	W
Ricks College	2	2	0	1927-1940	W	Weber State	40	30	10	1973-2014	W
Rutgers	1	0	1	1990	L	West Virginia	2	1	1	1947-1973	W
St. Bonaventure	3	3	0	1965-2002	W	Western Carolina	1	1	0	1981	W
St. Francis	2	1	1	1953-1969	W	Western State	11	10	1	1924-1937	W
St. John's	8	1	7	1951-1991	L	Western Kentucky	3	0	3	1946-1955	L
St. Joseph's	8	4	4	1962-1983	L	Western Oregon	3	3	0	1946-2009	W
St. Louis	4	3	1	1930-1954	L	Western Washington	1	1	0	1993	W
Saint Mary's (Calif.)	18	11	7	1956-2015	W	Wichita State	8	1	7	1962-2013	L
San Diego	12	9	3	2001-2015	W	Wisconsin	2	0	2	1931-2011	L
San Diego State	72	48	24	1941-2014	L	Wisconsin-Milwaukee	1	1	0	1972	W
San Francisco	19	13	6	1946-2015	W	Wittenberg	1	0	1	1930	L
San Jose State	9	8	1	1948-2007	W	Wofford	2	2	0	1998-2011	W
Santa Clara	29	24	5	1951-2015	W	Wyoming	174	105	69	1929-2011	W
Seattle	7	5	2	1963-1976	W	Xavier	3	2	1	1964-2007	L
Seton Hall	3	2	1	1950-2007	W	Yale	1	1	0	1984	W
Siena	1	1	0	1989	W						



Adams State

Basketball Contact Michael Skinner
Office Phone 719-587-7825
Cell Phone 719-588-1386
Email mdskinner@adams.edu
Website www.asugrizzlies.com
Twitter @ASUGrizzlies

Auburn

Basketball Contact Dan Froehlich
Office Phone 334-844-9800
Cell Phone NA
Email cdanf@auburn.edu
Website www.auburntigers.com
Twitter @AuburnMBB

Belmont

Basketball Contact Greg Sage
Office Phone 615-460-6698
Cell Phone 615-512-3633
Email greg.sage@belmont.edu
Website www.belmontbruins.com
Twitter @BelmontMBB

Central Michigan

Basketball Contact John Regenfuss
Office Phone 989-774-3277
Cell Phone 989-400-8913
Email regen1jm@cmich.edu
Website www.cmuchippewas.com
Twitter @CMUMensBBall

Colorado

Basketball Contact David Plati
Office Phone 303-492-5626
Cell Phone NA
Email david.plati@colorado.edu
Website www.cubuffs.com
Twitter @cubuffsmbb

Gonzaga

Basketball Contact Todd Zeidler
Office Phone 509-313-6373
Cell Phone 509-723-7033
Email zeidlert@athletics.gonzaga.edu
Website www.gozags.com
Twitter @ZagMBB

Harvard

Basketball Contact Andrew Chesebro
Office Phone 617-495-2206
Cell Phone NA
Email chesebro@fas.harvard.edu
Website www.gocrimson.com
Twitter @hoopsatharvard

Long Beach State

Basketball Contact Roger Kirk
Office Phone (562) 985-7565
Cell Phone (562) 505-0975
Email roger.kirk@csulb.edu
Website www.longbeachstate.com
Twitter @LBSUHoops

Loyola Marymount

Basketball Contact John Shaffer
Office Phone (310) 338-7643
Cell Phone N/A
Email jshaffer@lmu.edu
Website www.lmulions.com
Twitter @LMUHoops

Mississippi Valley State

Basketball Contact LaMonica Scott
Office Phone 662-254-8378
Cell Phone NA
Email lamonica.scott@mvsu.edu
Website mvsusports.com
Twitter @MVSUDevilSports

New Mexico

Basketball Contact Matt Ensor
Office Phone NA
Cell Phone 541-513-6627
Email cmensor@unm.edu
Website www.golobos.com
Twitter @UNMHoops

Pacific

Basketball Contact Ben Laskey
Office Phone 209 946-2730
Cell Phone NA
Email blaskey@pacific.edu
Website www.paciftigers.com
Twitter @PacificMensBB

Pepperdine

Basketball Contact Roger Horne
Office Phone 310-506-4455
Cell Phone 805-279-4551
Email roger.horne@pepperdine.edu
Website www.pepperdinesports.com
Twitter @peppbasketball

Portland

Basketball Contact Jason Brough
Office Phone (503) 943-8439
Cell Phone (503) 706-3460
Email brough@up.edu
Website www.portlandpilots.com
Twitter @PilotHoops

Saint Mary's

Basketball Contact Richard Kilwien
Office Phone 925-631-4402
Cell Phone 425-765-6120
Email rak5@stmmarys-ca.edu
Website www.smcgaels.com
Twitter @smcgaels

San Diego

Basketball Contact Ted Gosen
Office Phone (619) 260-4745
Cell Phone (619) 954-2807
Email tgosen@sandiego.edu
Website www.usdtoreros.com
Twitter @USDmmb

San Francisco

Basketball Contact Jim Young
Office Phone 415-422-6162
Cell Phone 415-408-1181
Email jfyoung@usfca.edu
Website www.usfdons.com
Twitter @donsathletics

Santa Clara

Basketball Contact Joey Karp
Office Phone 408-554-4670
Cell Phone NA
Email jkarp@scu.edu
Website www.santaclarabroncos.com
Twitter @SCU_MBasketball

Utah

Basketball Contact Dameon Myres
Office Phone 801-587-7298
Cell Phone NA
Email dmyres@huntsman.utah.edu
Website www.utahutes.com
Twitter @Runnin Utes

Utah State

Basketball Contact Kyle Cottam
Office Phone 435-797-2066
Cell Phone 435-817-7702
Email kyle.cottam@usu.edu
Website www.utahstateaggies.com
Twitter @AggieHoops

Utah Valley

Basketball Contact Jason Erickson
Office Phone 801-863-5451
Cell Phone 303-946-6774
Email jason.erickson@uvu.edu
Website wolverinegreen.com
Twitter @WolverineGreen

Weber State

Basketball Contact Paul Grua
Office Phone (801) 626-7414
Cell Phone (801) 452-3811
Email pgrua@weber.edu
Website www.weberstatesports.com
Twitter @WeberStateMBB

West Coast Conference

Basketball Contact Ryan McCrary
Office Phone (650) 873-3614
Cell Phone (415) 940-9002
Email rmccrary@westcoast.org
Website www.wccsports.com
Twitter @WCCHoops

ADAMS STATE

First Meeting

AUBURN

Overall Series Record: Auburn leads 1-0

BYU Record at Auburn: 0-1
 11-23-98 at Auburn 43-62 L

BELMONT

First Meeting

CENTRAL MICHIGAN

First Meeting

COLORADO

Overall Series Record: Colorado leads 16-6

BYU Record in Provo: 6-6

BYU Record at Colorado: 0-10

BYU Record at Neutral Sites: 0-0

3-28-03 Colorado 23-15 W
 4-2-03 Colorado 10-16 L
 1-15-38 at Colorado 37-54 L
 1-29-38 Colorado 49-55 L
 1-13-39 at Colorado 33-44 L
 2-7-39 Colorado 35-34 W
 1-13-40 Colorado 47-75 L
 3-1-40 at Colorado 43-64 L
 1-18-41 at Colorado 31-34 L
 2-14-41 Colorado 45-50 L
 2-14-42 Colorado 49-52 L
 2-28-42 at Colorado 35-52 L
 1-20-45 at Colorado 36-55 L
 2-13-45 Colorado 60-58 W
 2-16-46 Colorado 53-65 L
 3-4-46 at Colorado 42-60 L
 1-17-47 at Colorado 44-56 L
 2-21-47 Colorado 47-36 W
 12-4-54 at Colorado 66-88 L
 12-6-54 at Colorado 46-65 L
 12-16-55 Colorado 70-53 W
 12-17-55 Colorado 84-53 W

GONZAGA

Overall Series Record: Gonzaga leads 9-4

BYU Record in Provo: 2-2

BYU Record at Gonzaga: 1-3

BYU Record at Neutral Sites: 1-4

12-16-49 vs. Gonzaga# 41-46 L
 3-19-11 vs. Gonzaga^ 89-67 W
 2-2-12 Gonzaga 83-73 W
 2-23-12 at Gonzaga 63-74 L
 3-3-12 vs. Gonzaga* 58-77 L
 1-24-13 at Gonzaga 63-83 L
 2-28-13 at Gonzaga 65-70 L
 1-25-14 at Gonzaga 69-84 L
 2-20-14 Gonzaga 73-65 W
 3-11-14 vs. Gonzaga* 64-75 L
 12-27-14 Gonzaga 80-87 L
 2-28-15 at Gonzaga 73-70 W
 3-10-15 vs. Gonzaga* 75-91 L

*WCC Championships

#Los Angeles Invitational ^NCAA

HARVARD

Overall Series Record: BYU leads 1-0

BYU Record in Provo: 1-0

12-21-78 Harvard 113-72 W

LOYOLA MARYMOUNT

Overall Series Record: BYU leads 8-4

BYU Record in Provo: 4-2

BYU Record at LMU: 3-2

BYU Record at Neutral Sites: 1-0

12-30-36 at LMU 32-35 L
 11-18-05 LMU 71-83 L
 1-3-08 LMU 91-62 W
 1-5-12 at LMU 73-65 W
 1-19-12 LMU 68-82 L
 1-3-13 LMU 92-51 W
 3-2-13 at LMU 73-70 W
 12-28-13 at LMU 76-87 L
 1-11-14 LMU 91-68 W
 3-8-14 vs. LMU* 85-74 W
 1-10-15 LMU 85-72 W
 2-7-15 at LMU 87-68 W

*WCC Tournament

MISSISSIPPI VALLEY STATE

Overall Series Record: BYU leads 1-0

BYU Record in Provo: 1-0

11-23-10 Miss. Valley State 86-36 W

NEW MEXICO (LAST 10 GAMES)

Overall Series Record: BYU leads 76-55

BYU Record in Provo: 44-17

BYU Record at New Mexico: 27-34

BYU Record at Neutral Sites: 5-4

2-14-07 New Mexico 96-83 W
 1-26-08 New Mexico 83-66 W
 2-26-08 at New Mexico (OT) 70-69 W
 1-17-09 at New Mexico 62-81 L
 2-17-09 New Mexico 73-62 W
 1-27-10 at New Mexico 72-76 L
 2-27-10 New Mexico 81-83 L
 1-29-11 at New Mexico 77-86 L
 3-2-11 New Mexico 64-82 L
 3-11-11 New Mexico* 87-76 W

MWC Tournament

OKLAHOMA

Overall Series Record: Series tied 2-2

BYU Record in Provo: 0-1

BYU Record at Oklahoma: 1-1

BYU Record at Neutral Sites: 1-0

12-9-60 Oklahoma 56-60 L
 12-16-61 at Oklahoma 81-74 W
 11-21-86 at Oklahoma 110-119 L
 12-21-92 vs. Oklahoma# 76-75 W
 #Maui Invitational

PACIFIC

Overall Series Record: BYU leads 6-4

BYU Record in Provo: 3-1

BYU Record at Pacific: 2-2

BYU Record at Neutral Sites: 1-1

12-22-61 Pacific 69-67 W
 3-20-71 vs. Pacific# 81-84 L
 12-4-75 at Pacific 66-71 L
 12-6-75 at Pacific 89-62 W
 12-1-84 vs. Pacific* 72-63 W
 11-30-96 Pacific 58-80 L
 1-30-14 Pacific 88-78 W
 2-13-14 at Pacific 82-89 L
 1-15-15 at Pacific 93-80 W
 2-14-15 Pacific 84-59 W

#NCAA (Salt Lake City)

*Stanford Invitational

PEPPERDINE

Overall Series Record: BYU leads 9-7

BYU Record in Provo: 6-2

BYU Record at Pepperdine: 3-3

BYU Record at Neutral Sites: 0-2

12-29-44 vs. Pepperdine 51-56 L
 12-15-49 vs. Pepperdine* 39-45 L
 12-14-85 Pepperdine ^ 73-83 L
 12-13-97 Pepperdine ^ 53-52 W
 1-5-02 at Pepperdine(OT) 79-82 L
 1-2-03 Pepperdine 84-68 W
 12-15-07 Pepperdine 86-67 W
 11-18-08 at Pepperdine 82-53 W
 1-21-12 at Pepperdine 77-64 W
 2-11-12 Pepperdine 86-48 W
 1-10-13 Pepperdine 76-51 W
 1-31-13 at Pepperdine 63-61 L
 12-30-13 at Pepperdine 74-80 L
 1-9-14 Pepperdine 84-72 W
 1-8-15 Pepperdine 61-67 L
 2-5-15 at Pepperdine 74-80 L

*Los Angeles Invitational ^ Cougar Classic

PORTLAND

Overall Series Record: BYU leads 13-1

BYU Record in Provo: 7-0

BYU Record at Portland: 5-1

BYU Record at Neutral Sites: 1-0

12-14-57 Portland 63-54 W
 12-3-58 at Portland 77-72 W
 11-22-06 Portland 79-50 W
 12-1-07 at Portland 78-54 W
 12-13-08 Portland 91-76 W
 2-4-12 at Portland 79-60 W
 2-25-12 Portland 76-66 W
 1-26-13 at Portland 85-67 W
 2-16-13 Portland 86-72 W
 1-23-14 at Portland 110-114 L
 2-22-14 Portland 89-72 W
 12-29-14 Portland 97-88 W
 2-26-15 at Portland 82-69 W
 3-9-15 vs. Portland* 84-70 W

*WCC Tournament

SANT MARY'S

Overall Series Record: BYU leads 11-7

BYU Record in Provo: 8-3

BYU Record at Saint Mary's: 2-4

BYU Record at Neutral Sites: 1-0

2-7-53 at Saint Mary's 78-50 W
 1-26-57 Saint Mary's 69-65 W
 12-22-58 Saint Mary's 72-67 W
 12-10-66 Saint Mary's 108-57 W
 12-13-80 Saint Mary's* 95-76 W
 12-10-83 Saint Mary's* 106-74 W
 12-10-88 Saint Mary's* 69-70 L
 1-2-04 Saint Mary's 70-55 W
 1-4-05 at Saint Mary's 51-72 L
 11-27-10 vs. Saint Mary's^ 74-73 W
 12-29-11 at Saint Mary's 82-98 L
 1-28-12 Saint Mary's 66-80 L
 1-16-13 Saint Mary's 69-70 L
 2-21-13 at Saint Mary's 57-64 L
 2-1-14 Saint Mary's 84-71 W
 2-15-14 at Saint Mary's 60-57 W
 1-17-15 at Saint Mary's 74-77 L
 2-12-15 Saint Mary's 82-60 W

*Cougar Classic ^ South Padre Invitational

SERIES VS. OPPONENT RESULTS



SAN DIEGO

Overall Series Record: BYU leads 9-3
 BYU Record in Provo: 5-0
 BYU Record at San Diego: 3-2
 BYU Record at Neutral Sites: 1-1
 11-17-01 at San Diego 70-59 W
 12-11-02 San Diego 64-49 W
 12-31-11 San Diego 88-52 W
 1-16-12 at San Diego 82-63 W
 3-2-12 vs. San Diego* 73-68 W
 1-19-13 San Diego 74-57 W
 2-7-13 at San Diego 68-74 L
 3-8-13 vs. San Diego* 69-72 L
 1-4-14 San Diego 87-53 W
 3-1-14 at San Diego 78-70 W
 1-24-15 at San Diego 74-77 L
 2-19-15 San Diego 75-62 W
 *WCC Championships

SAN FRANCISCO

Overall Series Record: BYU leads 13-6
 BYU Record in Provo: 6-1
 BYU Record at San Francisco: 4-4
 BYU Record at Neutral Sites: 3-1
 12-20-46 vs. San Francisco+ 45-36 W
 12-12-52 San Francisco 53-52 W
 12-22-53 San Francisco 68-61 W
 12-13-68 at San Francisco* 75-79 L
 12-13-74 at San Francisco 84-103 L
 3-10-79 vs. San Francisco# 63-86 L
 11-30-00 at San Francisco 70-80 L
 1-2-02 San Francisco 65-51 W
 12-23-02 at San Francisco 72-84 L
 12-5-09 vs. San Francisco~ 69-43 W
 1-7-12 San Francisco 81-56 W
 2-16-12 at San Francisco 85-84 W
 1-5-13 at San Francisco 80-76 W
 2-9-13 San Francisco 87-99 L
 1-16-14 at San Francisco 83-76 W
 2-8-14 San Francisco 68-63 W
 3-10-14 vs. San Francisco^ 79-77 W
 1-3-15 at San Francisco 99-68 W
 1-29-15 San Francisco 78-74 W
 + Reno Tournament * Cable Car Classic
 # NCAA (Tucson) ~ at EnergySolutions Arena
 ^ WCC Tournament

SANTA CLARA

Overall Series Record: BYU leads 24-5
 BYU Record in Provo: 13-2
 BYU Record at Santa Clara: 9-3
 BYU Record at Neutral Sites: 2-0
 12-21-51 Santa Clara 64-59 W
 12-22-51 Santa Clara 66-61 W
 2-8-53 at Santa Clara 64-72 L
 12-19-58 Santa Clara 80-59 W
 12-20-58 Santa Clara 75-65 W
 12-8-61 at Santa Clara 53-64 L
 12-9-61 at Santa Clara 55-72 L
 12-18-64 Santa Clara 102-82 W
 12-19-64 Santa Clara 109-80 W
 12-17-65 at Santa Clara 103-85 W
 12-18-65 at Santa Clara 87-79 W
 12-22-67 Santa Clara 75-80 L
 12-23-67 Santa Clara 91-46 W
 12-22-70 at Santa Clara+ 68-67 W
 12-1-72 Santa Clara 84-73 W
 12-2-72 Santa Clara 64-66 L
 12-30-86 at Santa Clara# 77-66 W

12-30-94 vs. Santa Clara# 76-55 W
 12-30-03 at Santa Clara# 68-66 W
 12-31-04 Santa Clara 87-74 W
 1-14-12 Santa Clara 95-78 W
 2-18-12 at Santa Clara 82-67 W
 1-12-13 at Santa Clara 82-64 W
 2-2-13 Santa Clara 96-79 W
 1-18-14 at Santa Clara 91-81 W
 2-6-14 Santa Clara 89-67 W
 1-1-15 at Santa Clara 81-46 W
 1-31-15 Santa Clara 78-57 W
 3-7-15 vs. Santa Clara* 78-76 W
 + Rainbow Classic
 # Cable Car Classic
 *WCC Tournament

UTAH

Overall Series Record: BYU leads 129-127
 BYU Record in Provo: 72-48 (25-18 in the Marriott Center)
 BYU Record in Salt Lake: 51-74 (15-31 in the Jon M. Huntsman Center)
 BYU Record at Neutral Sites: 6-5
 1-23-09 Utah 32-9 W
 3-5-09 at Utah 40-27 W
 2-5-10 at Utah 31-27 W
 2-11-10 Utah 31-17 W
 1-28-11 Utah 47-27 W
 2-25-11 at Utah 33-26 W
 2-17-12 at Utah 36-25 W
 3-2-12 Utah 32-25 W
 2-8-13 Utah 31-49 L
 2-22-13 at Utah (OT) 26-29 L
 2-14-14 at Utah 23-36 L
 2-28-14 Utah 32-24 W
 2-20-15 Utah 29-28 W
 3-12-15 at Utah 20-38 L
 2-4-16 at Utah 26-41 L
 3-4-16 Utah 30-38 L
 2-10-17 Utah 38-32 W
 2-23-17 at Utah 54-33 W
 2-9-18 Utah 21-27 L
 2-23-18 at Utah 38-28 W
 2-7-19 at Utah 22-50 L
 3-8-19 Utah 21-31 L
 3-4-20 at Utah 30-41 L
 1-22-21 Utah 22-16 W
 3-5-21 at Utah 16-29 L
 2-3-22 at Utah 29-16 W
 2-25-22 Utah 32-27 W
 1-26-23 Utah 36-29 W
 1-27-23 Utah 25-19 W
 2-16-23 at Utah 33-35 L
 2-17-23 at Utah 18-24 L
 1-25-24 at Utah 38-21 W
 1-26-24 at Utah 36-26 W
 2-15-24 Utah 37-22 W
 2-16-24 Utah 34-32 W
 2-6-25 Utah 33-35 L
 2-7-25 Utah 42-25 W
 2-27-25 at Utah 24-36 L
 2-28-25 at Utah 41-36 W
 1-22-26 at Utah 22-21 W
 1-23-26 at Utah 35-31 W
 2-12-26 Utah 34-39 L
 2-13-26 Utah 37-24 W
 1-28-27 Utah 39-42 L
 1-29-27 Utah 35-37 L
 2-25-27 at Utah 31-34 L

2-26-27 at Utah (OT) 40-34 W
 1-27-28 at Utah 37-30 W
 1-28-28 at Utah 35-31 W
 2-17-28 Utah 25-31 L
 2-18-28 Utah 26-31 L
 1-18-29 Utah 41-38 W
 1-19-29 Utah 49-45 W
 2-8-29 at Utah 41-56 L
 2-9-29 at Utah 53-37 W
 1-31-30 at Utah 49-53 L
 2-1-30 at Utah 30-38 L
 2-28-30 Utah 56-31 W
 3-1-30 Utah 59-42 W
 1-23-31 Utah (OT) 51-52 L
 1-24-31 Utah 43-45 L
 2-27-31 at Utah 39-49 W
 2-28-31 at Utah 57-49 W
 1-15-32 at Utah 44-36 W
 1-16-32 at Utah 39-40 L
 2-5-32 Utah 32-35 L
 2-6-32 Utah 43-34 W
 3-1-32 vs. Utah 35-33 W
 1-13-33 Utah 40-27 W
 1-14-33 Utah 33-34 L
 2-17-33 at Utah 43-42 W
 2-18-33 at Utah 36-50 L
 3-4-33 vs. Utah 43-26 W
 1-26-34 at Utah 41-37 W
 1-27-34 at Utah 30-43 L
 2-9-34 Utah 45-31 W
 2-10-34 Utah 40-28 W
 1-11-35 Utah 54-25 W
 1-12-35 Utah 56-53 W
 2-15-35 at Utah (OT) 46-50 L
 2-16-35 at Utah 43-52 L
 1-17-36 Utah 42-34 W
 1-18-36 Utah 47-42 W
 2-14-36 at Utah 35-36 L
 2-15-36 at Utah 37-36 W
 1-29-37 at Utah 30-45 L
 1-30-37 at Utah 40-41 L
 2-19-37 Utah 35-43 L
 2-20-37 Utah 36-31 W
 1-22-38 Utah 41-48 L
 3-4-38 at Utah 43-54 L
 1-20-39 Utah 40-32 W
 3-3-39 at Utah 47-52 L
 2-9-40 at Utah 39-45 L
 2-23-40 Utah 52-41 W
 1-24-41 Utah 27-32 L
 3-7-41 at Utah 39-50 L
 2-7-42 at Utah 50-42 W
 3-7-42 Utah 42-40 W
 1-29-43 Utah 41-30 W
 1-30-43 Utah 41-29 W
 2-12-43 at Utah 44-34 W
 2-13-43 at Utah 47-45 W
 1-26-45 Utah 46-51 L
 3-3-45 at Utah 52-56 L
 2-9-46 at Utah 28-46 L
 3-9-46 Utah 53-71 L
 2-8-47 Utah 54-62 L
 3-8-47 at Utah 66-82 L
 1-17-48 at Utah 65-63 W
 2-21-48 Utah 55-51 W
 1-29-49 at No. 10 Utah 56-55 W
 1-31-49 No. 10 Utah 65-45 W
 2-18-49 at No. 14 Utah 49-58 L
 2-19-49 No. 14 Utah 52-54 L

SERIES VS. OPPONENT RESULTS

1-28-50	at Utah	71-51	W	1-15-82	Utah	74-51	W	12-8-12	Utah	61-58	W
1-30-50	Utah	61-51	W	2-19-82	at Utah	61-68	L	12-14-13	at Utah	64-81	L
2-17-50	at Utah	42-56	L	2-5-83	at Utah	72-75	L	12-10-14	Utah	61-65	L
2-18-50	Utah	56-46	W	3-5-83	Utah (30T)	62-64	L	*WAC Tournament ^ MWC Tournament			
12-27-50	vs. Utah*	49-58	L	1-14-84	Utah (20T)	113-105	W	UTAH STATE			
2-16-51	at Utah	73-60	W	2-8-84	at Utah	82-79	W	Overall Series Record: BYU leads 139-92			
2-17-51	Utah	49-54	L	1-26-85	at Utah	63-62	W	BYU Record in Provo: 85-32			
3-2-51	at Utah	58-67	L	3-2-85	Utah (30T)	85-86	L	BYU Record in Logan: 52-60			
3-3-51	Utah	69-50	W	1-25-86	Utah	87-69	W	BYU Record at Neutral Sites: 2-0			
2-2-52	Utah	48-51	L	2-22-86	at Utah	71-74	L	2-23-06	at Utah State	21-14	W
3-8-52	at Utah	50-61	L	1-24-87	at Utah	80-70	W	3-3-06	Utah State	19-11	W
2-14-53	Utah	62-50	W	2-14-87	Utah	58-65	L	2-16-07	Utah State	44-11	W
2-21-53	at Utah	73-50	W	2-4-88	Utah	82-64	W	3-1-07	at Utah State	23-12	W
2-19-54	at Utah	85-76	W	2-27-88	at Utah	60-62	L	1-18-08	at Utah State	29-16	W
2-20-54	Utah	64-70	L	2-2-89	at Utah	86-90	L	2-1-08	Utah State	43-19	W
2-11-55	No. 5 Utah (OT)	76-74	W	2-25-89	Utah	81-74	W	2-6-09	Utah State	37-11	W
2-12-55	at No. 5 Utah	71-78	L	1-25-90	Utah	65-49	W	2-26-09	at Utah State	37-13	W
2-11-56	at Utah	63-82	L	2-10-90	at Utah	73-89	L	1-15-10	at Utah State	40-20	W
2-24-56	Utah	77-82	L	3-8-90	vs. Utah* (OT)	61-62	L	2-18-10	Utah State	47-31	W
2-10-57	Utah	81-77	W	2-16-91	at No. 14 Utah	74-81	L	2-4-11	at Utah State	29-19	W
2-21-57	at Utah	66-88	L	3-2-91	No. 9 Utah (OT)	71-72	L	2-18-11	Utah State	37-21	W
1-24-58	at Utah	81-67	W	3-9-91	vs. No. 8 Utah (OT)	51-49	W	2-3-12	Utah State	36-17	W
2-27-58	Utah	56-74	L	2-20-92	Utah	58-56	W	2-9-12	at Utah State	37-16	W
1-23-59	No. 20 Utah	56-70	L	3-7-92	at Utah	87-73	W	2-15-13	at Utah State	33-23	W
2-26-59	Utah (OT)	74-76	L	3-13-92	vs. Utah+	75-62	W	3-1-13	Utah State	20-29	L
1-22-60	at No. 7 Utah	69-76	L	1-9-93	Utah	53-54	L	2-21-14	Utah State	41-21	W
2-25-60	No. 5 Utah	75-87	L	2-27-93	at No. 11 Utah	83-89	L	3-6-14	at Utah State	28-19	W
1-20-61	Utah	91-86	W	1-8-94	at Utah	64-62	W	2-13-15	Utah State	29-21	W
2-23-61	at Utah	80-95	L	2-26-94	Utah	73-70	W	2-26-15	at Utah State	31-23	W
1-23-62	at Utah	89-94	L	3-10-94	vs. Utah+	96-65	W	2-12-16	Utah State	42-17	W
2-24-62	Utah	101-106	L	1-3-95	Utah	64-57	W	2-26-16	at Utah State	23-37	L
1-19-63	Utah	71-53	W	3-4-95	at Utah	79-87	L	2-17-17	Utah State	43-22	W
2-23-63	at Utah	100-106	L	1-2-96	at No. 15 Utah	77-83	L	3-8-17	at Utah State	34-27	W
2-8-64	at Utah (OT)	89-91	L	3-2-96	No. 10 Utah	85-96	L	3-1-19	Utah State	23-26	L
2-22-64	Utah	75-72	W	1-11-97	No. 9 Utah	51-61	L	1-31-20	at Utah State	27-55	L
1-23-65	Utah	98-67	W	2-6-97	at No. 5 Utah	49-85	L	1921	Utah State	30-28	W
2-20-65	at Utah	108-99	W	1-10-98	No. 3 Utah	61-71	L	1922	Utah State	39-22	W
2-5-66	at Utah	94-93	W	2-5-98	at No. 5 Utah	68-83	L	1922	Utah State	34-36	L
3-5-66	Utah	115-100	W	1-9-99	at Utah	54-75	L	1922	Utah State	19-55	L
2-11-67	Utah	64-62	W	2-6-99	No. 20 Utah	46-71	L	2-2-23	at Utah State	30-36	L
2-17-67	at Utah	61-60	W	3-4-99	vs. No. 8 Utah*	62-81	L	2-3-23	at Utah State	22-23	L
2-10-68	at Utah	89-91	L	1-15-00	Utah	49-56	L	2-23-23	Utah State	37-26	W
2-24-68	Utah	93-90	W	2-12-00	at No. 21 Utah	62-77	L	2-8-24	Utah State	36-43	L
2-8-69	Utah	73-67	W	3-10-00	vs. Utah ^	58-54	W	2-9-24	Utah State	38-21	W
2-22-69	at Utah	85-98	L	1-29-01	Utah	69-61	W	2-22-24	at Utah State	30-27	W
1-3-70	at Utah	76-82	L	2-24-01	at Utah	75-82	L	2-23-24	at Utah State	32-25	W
1-24-70	Utah	81-91	L	1-28-02	Utah	66-71	L	1-23-25	at Utah State	29-26	W
2-6-71	Utah	103-89	W	2-23-02	Utah	63-61	W	1-24-25	at Utah State	22-42	L
3-6-71	at Utah	98-87	W	1-25-03	Utah	75-79	L	2-13-25	Utah State	48-36	W
1-15-72	at Utah	67-61	W	2-24-03	at No. 23 Utah	64-71	L	2-14-25	Utah State	24-23	W
2-19-72	Utah	79-66	W	1-31-04	at Utah	56-64	L	1-29-26	Utah State	31-49	L
2-3-73	Utah	89-73	W	3-1-04	Utah	70-57	W	1-30-26	Utah State	36-32	W
3-3-73	at Utah	71-86	L	3-12-04	vs. Utah ^	51-54	L	2-26-26	Utah State	52-43	W
1-12-74	at Utah	86-104	L	1-31-05	No. 25 Utah	58-72	L	2-27-26	Utah State	34-36	L
2-16-74	Utah	74-89	L	2-26-05	at No. 13 Utah	60-69	L	1-21-27	at Utah State	47-50	L
1-18-75	at Utah	73-91	L	1-7-06	Utah	72-60	W	1-22-27	at Utah State	34-62	L
2-22-75	Utah	73-79	L	2-8-06	at Utah	60-79	L	3-4-27	Utah State	38-44	L
1-24-76	Utah	74-76	L	3-9-06	vs. Utah ^	70-74	L	3-5-27	Utah State	35-42	L
2-21-76	at Utah	84-83	W	1-31-07	at Utah	76-66	W	2-10-28	Utah State	49-34	W
2-5-77	at Utah	61-81	L	3-3-07	Utah	85-62	W	2-11-28	Utah State	31-39	L
3-5-77	No. 20 Utah	54-67	L	1-19-08	at Utah	55-52	W	2-1928	at Utah State	41-52	L
2-4-78	Utah	76-89	L	2-20-08	Utah	67-59	W	2-1928	at Utah State	42-48	L
3-4-78	at No. 19 Utah	74-81	L	1-27-09	at Utah (OT)	88-94	L	1-1-29	at Utah State	53-45	W
1-20-79	at Utah	90-76	W	2-28-09	Utah	63-50	W	2-2-29	at Utah State	46-34	W
2-17-79	Utah	76-50	W	1-30-10	Utah	82-69	W	3-1-29	Utah State	49-45	W
1-12-80	Utah	89-72	W	3-3-10	at Utah	71-51	W	3-2-29	Utah State	50-52	L
2-9-80	at Utah	83-82	W	1-11-11	at Utah	104-79	W	1-17-30	Utah State	37-39	L
1-31-81	at No. 9 Utah	56-60	L	2-12-11	Utah	72-59	W				
3-7-81	No. 9 Utah	95-76	W	12-10-11	at Utah	61-42	W				

12-11-99	Weber State*	66-53	W
12-28-00	at Weber State	84-75	W
12-5-01	Weber State	65-47	W
1-8-03	at Weber State	69-75	L
12-20-03	Weber State	86-65	W
12-23-04	at Weber State	79-61	W
12-17-05	Weber State	80-54	W
12-2-06	at WSU (OT)	73-69	W
12-5-07	Weber State	72-57	W
12-3-08	at Weber State	92-62	W
12-27-09	Weber State	87-70	W
12-21-10	at Weber State	72-66	W
12-7-11	Weber State	94-66	W
12-15-12	at Weber State	78-68	W
11-8-13	Weber State	81-72	W
12-13-14	at Weber State	76-60	W

*Cougar Classic



DAVE ROSE VS. ALL COMPETITION

Team	H	A	N	Overall
Air Force	6-0	5-1	1-0	12-1
Arizona	0-0	1-0	1-0	2-0
Arizona State	1-0	0-0	0-1	1-1
Arkansas-Little Rock	1-0	0-0	0-0	1-0
Baylor	0-1	0-1	0-1	0-3
Boise State	2-0	0-2	0-0	2-2
Bradley	1-0	0-0	0-0	1-0
Buffalo	1-0	1-0	0-0	2-0
BYU-Hawaii	1-0	0-0	0-0	1-0
Cal Poly	1-0	0-0	0-0	1-0
Cal State Northridge	1-0	0-0	0-0	1-0
Cal State San Marcos	1-0	0-0	0-0	1-0
Chaminade	0-0	0-0	1-0	1-0
Chicago State	1-0	0-0	0-0	1-0
Colorado Mesa	1-0	0-0	0-0	1-0
Colorado State	6-0	5-1	1-0	12-1
Creighton	0-0	1-0	0-0	1-0
Eastern Kentucky	1-0	0-0	0-0	1-0
Eastern New Mexico	2-0	0-0	0-0	2-0
Eastern Washington	2-0	0-0	0-0	2-0
Florida	0-0	0-0	1-1	1-1
Florida State	0-0	0-0	0-1	0-1
Fresno Pacific	1-0	0-0	0-0	1-0
Fresno State	1-0	1-0	0-0	2-0
Georgia State	1-0	0-0	0-0	1-0
Gonzaga	2-2	1-3	1-3	4-8
Hartford	1-0	0-0	0-0	1-0
Hawaii	0-0	1-0	2-0	3-0
Houston	0-0	0-1	0-0	0-1
Idaho State	3-0	1-0	0-0	4-0
Iona	0-0	0-0	1-0	1-0
Iowa State	0-1	0-1	0-0	0-2
Jackson State	1-0	0-0	0-0	1-0
Kansas State	0-0	0-0	0-1	0-1
Lamar	1-0	0-1	1-0	2-1
Liberty	1-0	0-0	0-0	1-0
Long Beach State	2-0	1-0	0-0	3-0
Longwood	1-0	0-0	0-0	1-0
Louisville	0-0	0-0	1-0	1-0
Loyola Marymount	4-2	3-1	1-0	8-3
Marquette	0-0	0-0	0-1	0-1
Mercer	1-0	0-0	0-0	1-0
Michigan State	0-0	0-0	0-2	0-2
Mississippi Valley State	1-0	0-0	0-0	1-0
Montana	0-0	0-0	1-0	1-0
Mount St. Mary's	1-0	0-0	0-0	1-0
Nebraska	0-0	0-0	1-0	1-0
Nevada	0-0	0-0	2-0	2-0
New Mexico	4-2	3-3	1-0	8-5
North Carolina	0-0	0-0	0-1	0-1
North Florida	1-0	0-0	0-0	1-0
North Texas	1-0	0-0	0-0	1-0
Northern Arizona	1-0	0-0	1-0	2-0
Northern Kentucky	1-0	0-0	0-0	1-0
Notre Dame	0-0	0-0	0-1	0-1
Ole Miss	0-0	0-0	0-1	0-1
Oral Roberts	1-0	0-0	0-0	1-0
Oregon	0-0	0-1	1-1	1-2
Pacific	2-0	1-1	0-0	3-1
Pepperdine	4-1	3-2	0-0	7-3
Portland	6-0	4-1	1-0	11-1
Prairie View A&M	2-0	0-0	0-0	2-0
Purdue	0-0	0-0	0-1	0-1
Rice	1-0	0-0	0-0	1-0
Saint Mary's	2-2	1-3	1-0	4-5
San Diego	4-0	2-2	1-1	7-3
San Diego State	6-0	3-3	1-3	10-6
San Francisco	3-1	4-0	2-0	9-1
San Jose State	1-0	0-0	0-0	1-0
Santa Clara	4-0	4-0	1-0	9-0
Seton Hall	1-0	0-0	0-0	1-0
South Florida	0-0	0-0	1-0	1-0
Southern	1-0	0-0	0-0	1-0
Southern Miss	0-0	1-0	0-0	1-0
Southern Utah	3-0	0-0	0-0	3-0
Southern Virginia	1-0	0-0	0-0	1-0
Stanford	1-0	1-0	0-0	2-0
TCU	6-0	6-0	3-0	15-0
Tennessee State	1-0	0-0	0-0	1-0
Texas	0-0	0-0	1-0	1-0
Texas A&M	0-0	0-0	0-2	0-2
Tulsa	1-0	1-0	0-0	2-0
UC Santa Barbara	1-0	0-0	0-0	1-0
UCLA	0-0	0-1	0-1	0-2
UMass	1-0	0-1	0-0	1-1
UNLV	5-1	1-8	0-0	6-9
USC	0-0	0-1	0-0	0-1
UT-San Antonio	1-0	0-0	0-0	1-0
Utah	7-1	5-3	0-1	12-5
Utah State	3-0	1-3	2-0	6-3
UTEP	1-0	1-0	0-0	2-0
Vermont	0-0	0-0	1-0	1-0
Virginia Tech	0-0	1-0	1-0	2-0
Wagner	1-0	0-0	0-0	1-0
Wake Forest	0-1	0-1	0-0	0-2
Washington	1-0	0-0	0-0	1-0
Washington State	0-0	1-0	0-0	1-0
Weber State	5-0	5-0	0-0	10-0
Western Oregon	2-0	0-0	0-0	2-0
Wichita State	0-0	0-0	0-1	0-1
Wisconsin	0-0	0-0	0-1	0-1
Wofford	0-0	0-0	1-0	1-0
Wyoming	6-0	6-0	1-0	13-0
Xavier	0-0	0-0	0-1	0-1



WINNING: A BYU TRADITION

BYU has one of the nation's richest basketball traditions. In fact, 88 of the Cougars' 113 seasons on the hardwood have been winning campaigns. Since putting its first team on the floor in 1903, BYU has amassed a 1738-1048 record to rank No. 12 all-time among NCAA Division I programs in total victories. The Cougars also boast a .624 winning percentage, ranking 28th.

But it's not just the sum of victories that has made BYU one of the nation's top hoop programs. Along the way, BYU has claimed 29 conference championships and received 40 postseason invites, including 29 NCAA Tournament appearances. The Cougars won two NIT titles in 1951 (a national championship as the NIT was considered a premier tournament at the time) and 1966. BYU players also boast 125 all-conference and 98 All-America citations along with 45 NBA draft selections.

BYU has won conference championships in four different leagues. The first six came from the Rocky Mountain Conference and continued as BYU won five as a member of the Skyline Conference. During the Cougars' membership in the Western Athletic Conference, BYU teams won 12 conference championships. Tack on six Mountain West

Conference titles in the league's first 12 seasons, and BYU has won nearly one-fourth of all possible regular season conference championships.

BYU's basketball legacy is filled with many unique achievements. In 1981, the Cougars advanced to the Elite Eight when All-American Danny Ainge made what is still considered one of the NCAA Tournament's most amazing plays. Trailing Notre Dame 50-49 with eight seconds remaining, Ainge took the ball coast-to-coast, dribbling through all five Irish defenders, before lofting the game-winning finger roll just over the reach of Orlando Woolridge. Ainge received the Wooden Award and Eastman Trophy in 1981 as the nation's top player.

In 2011, All-American Jimmer Fredette led the Cougars to the Sweet 16 for the first time since 1981. Fredette led the nation in scoring in 2010-11 with a 28.9 ppg average and earned every major Player of the Year honor, including the Naismith, Wooden and Oscar Robertson awards. Simply known as "The Jimmer" throughout the nation, Fredette gained national fame with prolific scoring outbursts, which included 15 30-point games, four 40-point games and one 52-point explosion versus New Mexico in the Mountain West Conference tournament.

Legendary coach Stan Watts, who guided BYU to its NIT titles, was inducted into the Naismith Memorial Basketball Hall of Fame in 1986, while All-American center Kresimir Cosic became BYU's second Hall member in 1996. Turning down the opportunity to play in the NBA, Cosic returned home to Yugoslavia to pursue his passion to better develop basketball in Europe. He earned one gold and two silver medals while playing on four Olympic teams and was a longtime coach of the Yugoslavian National Team, mentoring many future NBA players. He ended his playing career as the all-time Croatian scoring leader.



The Smith Fieldhouse: Home Court 1951-71



All-American Devin Durrant was among the nation's leading scorers in 1984, averaging 27.9 points per game. He is third on BYU's all-time scoring list behind Danny Ainge and Mike Smith.

Before Cusic's arrival in Provo, the Cougars already held the distinction of being the first U.S. program to include an international player on its roster in Finland's Timo Lampen in 1958-59. BYU also boasts two of the nation's longest-standing rivalries, having first played Utah State in 1906 and Utah in 1909.



The 18,987-seat Marriott Center is one of the largest on-campus arenas in the nation. BYU has won 80 percent of its games in the Marriott Center, including a school-record 53 straight games from 2006-2008, the nation's longest homecourt victory streak at the time.

The first radio broadcast in the intermountain area took place on Feb. 17, 1940, when BYU hosted Utah State in the Old Ladies Gymnasium in Provo. BYU broke a ban on broadcasting college sports due to the clamor from fans that only 500 people could fit into the gym. Arch Madsen called the game on KOVO radio in Provo with station manager David Walker providing analysis. Home games have also been played in Springville, the old BY Academy and even on the University of Utah's home court.

BYU created a new home on campus with the construction of the George Albert Smith Fieldhouse. The Smith Fieldhouse was home to the Cougars from 1951-1971, with 20 different all-conference

players, including seven All-Americans, starring for BYU during that era. Many capacity crowds crammed inside the Fieldhouse to see Cougar basketball. With BYU's winning tradition, the then 10,000-seat arena grew too small for the increasing interest. In 1971, the Marriott Center was built, giving BYU what is still to this day one of the most intimidating arenas in college basketball.

Since opening the 18,987-seat Marriott Center, the Cougars have been among the nation's annual attendance leaders with 19 top-5 rankings and three times finishing No. 1. BYU has not disappointed its faithful, winning 79.9 percent of its games in the Marriott Center, including a school record 53-game home victory streak that started in 2005 and ended in 2008.

In recent history, the highest ranking a Cougar team has received in the media polls was the 1987-88 team. At one point the team was 17-0 and climbed as high as No. 2 and No. 3 in the rankings. Had the victory streak not been snapped by a single-game cross-country trip to




Rafael Araujo became BYU's 43rd NBA draft selection when he was taken No. 8 overall in the 2004 NBA Draft. The big Brazilian center led BYU to its 21st NCAA Tournament appearance in 2003-04.

part of helping the Cougars restore their tradition under Cleveland with NCAA appearances in 2001, 2003 and 2004 and NIT invites in 2000 and 2002. During that time, BYU was also one of just 14 programs to have a player drafted in both the 2003 and 2004 NBA Drafts as Travis Hansen was selected in the second round in 2003 and Rafael Araujo was the No. 8 overall pick in 2004. In his 10 years guiding the Cougars, Dave Rose has led BYU to its first strings of six-straight NCAA Tournament bids (2007 to 2012), five-straight seasons with appearances in the national rankings and six-straight 25 win seasons. He has also led the Cougars to 10-straight post-season tournaments (NIT in 2006 and 2013) and four-straight seasons with a postseason victory (2010 to 2013). Both streaks are program records. Rose led the Cougars to three-straight conference titles from 2007 to 2009, the first such streak since 1932 to 1934.

UAB in Birmingham, the Cougars could have easily found themselves in the No. 1 spot as the top-rated Arizona Wildcats had lost and left the door open for the Cougars to be the only undefeated team in college basketball. The 2010-11 team, led by Fredette and Jackson Emery, climbed to No. 3 in both polls on Feb. 28, 2011. The team finished that season ranked 10th and 13th in the respective polls.

Over the years, 18 coaches have guided the Cougars and 17 have winning records. Current BYU head coach Dave Rose took the helm in 2005-06 after spending eight years as an assistant under former head coach Steve Cleveland. Rose was an instrumental



Coach Dave Rose has built BYU basketball into one of the elite programs in the country. Under Rose BYU earned its first back-to-back-to-back league titles since 1932, 1933 and 1934.

COUGARS IN CONFERENCE

BYU basketball boasts a remarkable record of conference success during its history. After earning its 29th regular-season conference championship in 2011, the Cougars are tied for seventh among all NCAA Division I programs for most regular-season league titles won (see list below). Including conference tournaments, BYU has claimed a conference championship trophy (regular season or tournament) during 30 seasons. The Cougars won the 1991 WAC Tournament after a second-place regular-season finish. Other conference tournament titles in 1992 (WAC) and 2001 (MWC) have followed up regular-season rings, as was the case with conference playoff wins in 1924 and 1933 in the Rocky Mountain Conference. BYU won six Rocky Mountain Conference titles in 20 years, earned five Skyline championships in 24 years, recorded 12 WAC crowns in 37 years and garnered six MWC titles in 12 seasons. BYU won the in-state title against rivals Utah and Utah State during 10 of the 12 years before the Cougars first joined a conference in 1918.

NCAA – MOST REGULAR SEASON CONFERENCE TITLES WON OR SHARED

No.	School	Conference
55	Kansas	MVC, Big 8, Big 12
51	Kentucky	Southern, SEC
37	Penn	Ivy
35	North Carolina	Southern, ACC
32	Utah	Rocky Mtn, Mtn States, WAC, MWC
31	UCLA	Pac-12
29	BYU	Rocky Mtn, Mtn States, WAC, MWC
29	Connecticut	Yankee, Big East, American
29	Princeton	Ivy

YEAR-BY-YEAR CONFERENCE/STATE REGULAR-SEASON CHAMPIONS

State Competition

1906	BYU
1907	BYU
1908	BYU
1909	BYU
1910	BYU
1911	BYU
1912	BYU
1913	Utah
1914	BYU
1915	BYU
1916	Utah
1917	BYU

ROCKY MOUNTAIN CONFERENCE

1918	Utah State (West), Colorado College (East)
1919	Utah (W), Colorado (E)
1920	Colorado (E) – no west champ – influenza
1921	Utah (W), Colorado (E)
1922	BYU (W), Colorado College (E)
1923	Utah (W), Colorado College (E)
1924	BYU (W), Colorado College (E)
1925	BYU (W), Colorado College (E)
1926	Utah State (W), Colo St. Teacher College (E)
1927	Montana State (W), Colorado College (E)
1928	Montana State (W), Wyoming (E)
1929	Montana State (W), Colorado (E)
1930	Montana State/Utah State (W), Colorado (E)
1931	Utah (W), Wyoming (E)
1932	BYU /Utah (W), Wyoming (E)

1933	BYU /Utah (W), Wyoming/CSTC (E)
1934	BYU (W), Wyoming (E)
1935	Utah State (W), CSTC (E)
1936	Utah State (W), Wyoming (E)
1937	Utah/Montana St. (W), Colorado/Denver (E)

MOUNTAIN STATES CONFERENCE (SKYLINE)

1938	Utah/Colorado
1939	Colorado
1940	Colorado
1941	Wyoming
1942	Colorado
1943	BYU (West), Wyoming (East)
1944	No Champion
1945	Utah
1946	Wyoming
1947	Wyoming
1948	BYU
1949	Wyoming
1950	BYU
1951	BYU
1952	Wyoming
1953	Wyoming
1954	Colorado A&M
1955	Utah
1956	Utah
1957	BYU
1958	Wyoming
1959	Utah
1960	Utah
1961	Utah/Colorado St.
1962	Utah

WESTERN ATHLETIC CONFERENCE

1963	Arizona State
1964	New Mexico/Arizona St.
1965	BYU
1966	Utah
1967	BYU /Wyoming
1968	New Mexico
1969	BYU /Wyoming
1970	UTEP
1971	BYU
1972	BYU
1973	Arizona State
1974	New Mexico
1975	Arizona State
1976	Arizona
1977	Utah
1978	New Mexico

1979	BYU
1980	BYU
1981	Utah/Wyoming
1982	Wyoming
1983	BYU /Utah/UTEP
1984	UTEP
1985	UTEP
1986	Utah/Wyoming/UTEP
1987	UTEP
1988	BYU
1989	Colorado State
1990	BYU /Colorado State
1991	Utah
1992	BYU /UTEP
1993	BYU /Utah
1994	New Mexico
1995	Utah
1996	Utah
1997	Utah
1998	Utah (Mountain)
1999	Utah

MOUNTAIN WEST CONFERENCE

2000	Utah/UNLV
2001	BYU /Utah/Wyoming
2002	Wyoming
2003	BYU /Utah
2004	Air Force
2005	Utah
2006	San Diego State
2007	BYU
2008	BYU
2009	BYU /New Mexico/Utah
2010	New Mexico
2011	BYU /San Diego State

WEST COAST CONFERENCE

2012	Saint Mary's
2013	Gonzaga
2014	Gonzaga
2015	Gonzaga

BYU CONFERENCE TOURNAMENT RESULTS



At the 2011 MWC Tournament, Jimmer Fredette scored 52 points in BYU's win over New Mexico in the semifinals.

CONFERENCE PLAYOFF SERIES

1924	Colorado College (in Rocky Mtn.)	2-1	W
1925	at Colorado College (in Rocky Mtn.)	0-3	L
1932	at Wyoming (in Rocky Mtn.)	1-2	L
1933	Wyoming (in Rocky Mtn.)	2-1	W
1934	at Wyoming (in Rocky Mtn.)	0-3	L
1943	at Wyoming (in Skyline)	0-3	L

WESTERN ATHLETIC CONFERENCE TOURNAMENT

3/9/84	v. New Mexico (in El Paso)	55-64	L
3/4/85	Air Force (in Provo)	79-82	L
3/6/86	v. New Mexico (in Laramie)	68-79	L
3/5/87	v. Air Force (in Albuquerque)	82-79 (OT)	W
3/6/87	at New Mexico	86-93	L
3/10/88	Hawaii (in Provo)	76-74	W
3/11/88	UTEP	63-66	L
3/10/89	v. Hawaii (in SLC)	69-72	L
3/8/90	v. Utah (in El Paso)	61-62 (OT)	L
3/7/91	v. CSU (in Laramie)	69-56	W
3/8/91	v. Hawaii	73-71 (OT)	W
3/9/91	v. Utah	51-49 (OT)	W
3/12/92	v. Air Force (in Ft. Collins)	72-51	W
3/13/92	v. Utah	75-62	W
3/14/92	v. UTEP	73-71	W
3/11/93	v. Hawaii (in SLC)	85-71	W
3/12/93	v. New Mexico	59-68	L
3/10/94	v. Utah (in SLC)	96-65	W
3/11/94	v. Fresno State	87-72	W
3/12/94	v. Hawaii	66-73	L
3/9/95	v. CSU (in Albuquerque)	73-75	L
3/7/96	v. CSU (in Albuquerque)	84-100	L
3/3/98	v. Tulsa (in Las Vegas)	56-59	L
3/2/99	v. TCU (in Las Vegas)	90-74	W
3/4/99	v. Utah	62-81	L

MOUNTAIN WEST CONFERENCE TOURNAMENT

3/9/00	v. New Mexico (in Las Vegas)	55-43	W
3/10/00	v. Utah	58-54	W
3/11/00	at UNLV	56-79	L
3/8/01	v. Air Force (in Las Vegas)	69-54	W
3/9/01	v. Wyoming	77-66	W
3/10/01	v. New Mexico	69-65	W
3/7/02	v. San Diego St. (in Las Vegas)	51-62	L

3/13/03	v. New Mexico (in Las Vegas)	71-56	W
3/14/03	v. Colorado State	86-80 (OT)	L
3/11/04	v. Wyoming (in Denver)	79-74	W
3/12/04	v. Utah	51-54	L
3/10/05	v. New Mexico (in Denver)	71-85	L
3/9/06	v. Utah (in Denver)	70-74	L
3/8/07	v. TCU (in Las Vegas)	77-64	W
3/9/07	v. Wyoming	96-84	W
3/10/07	at UNLV	70-78	L
3/13/08	v. Colorado St. (in Las Vegas)	89-62	W
3/14/08	v. San Diego State	63-54	W
3/15/08	at UNLV	61-76	L
3/12/09	v. Air Force (in Las Vegas)	80-69	W
3/13/09	v. San Diego State	62-64	L
3/11/10	v. TCU (in Las Vegas)	95-85	W
3/12/10	at UNLV	66-70	L
3/10/11	v. TCU (in Las Vegas)	64-58	W
3/11/11	v. New Mexico	87-76	W
3/12/11	v. San Diego State	54-72	L

WEST COAST CONFERENCE TOURNAMENT

3/2/12	v. San Diego (in Las Vegas)	73-68	W
3/3/12	v. Gonzaga	58-77	L
3/8/13	v. San Diego (in Las Vegas)	69-72	L
3/8/14	v. Loyola Marymount (in Las Vegas)	85-74	W
3/10/14	v. San Francisco	79-77 (OT)	W
3/11/14	v. Gonzaga	64-75	L
3/7/15	v. Santa Clara (in Las Vegas)	78-76	W
3/9/15	v. Portland	84-70	W
3/10/15	v. Gonzaga	75-91	L

MWC/WAC/WCC TOURNAMENT RECORDS

Conference Tournament Record	32-28
First Round Record	19-12
Second Round Record	10-9
Championship Finals Record	3-7
WAC Tournament Record	12-13
MWC Tournament Record	15-11
WCC Tournament Record	5-4
Tournament Record (NEUTRAL)	31-21
Tournament Record (HOME)	1-2
Tournament Record (AWAY)	0-5

BYU CONFERENCE CHAMPIONSHIP TEAMS (29 TITLES)

1921-22

BYU won its second title in the Western Division with a 3-1 conference record, beating out rivals from the University of Utah.

1923-24

A 7-1 conference record gave the Cougars their third Western Division title. They met the Eastern Division winner, Colorado College, in the first playoff series in a decade. BYU won the series 2-1 and was crowned the undisputed Rocky Mountain Conference Champion.

1924-25

BYU repeated its championship run and once again won the Western Division title, finishing 6-2 in conference and 11-6 overall. The title was the third in four years for the Cougars. BYU once again met Colorado College in the Conference Championship Series but was swept in Colorado Springs.

1931-32

Led by sophomore Elwood Romney, a first-team all-conference selection, BYU tied with Utah for the West title and then defeated the Utes in a one-game playoff, earning the chance to meet Wyoming in the Conference Championship Series. Despite an 8-4 conference finish, the Cougars were swept by the Cowboys.

1932-33

For the second straight season, the Western Division ended in a tie between BYU and Utah. After going 9-3 in conference and 18-7 overall, the Cougars once again defeated the Utes and met Wyoming in the Championship Series. This time, BYU emerged victorious, winning 2-1 and thus winning the Conference Championship for the first time since 1924.

1933-34

The Cougars finished the season 9-3 in conference and 18-11 overall to win the Western Division title for the third year in a row. BYU once again met Wyoming in the Championship playoff series, but the Cougars were defeated 2-1.

1942-43

After switching to the Skyline Conference in 1937, the 1942-43 Cougars won their first Skyline Conference Western Division title. A 7-1 conference record earned the team the opportunity to play Wyoming in the Championship Series. However, despite the efforts of first-team all-conference selection Brady Walker, the Cougars lost to Wyoming in three straight games.

1947-48

As the conference consolidated into one division, the Cougars finished 8-2 and took first place. Joe Nelson and Randy Clark were both named first-team all-conference players. Nelson led the Skyline Conference in scoring, racking up 203 points in conference play and averaging 20.3 points per game.

1949-50

After winning the conference preseason trophy, the Cougars finished 14-6 in conference and had their first 20-win season, going 22-12. BYU was led by a talented trio consisting of Joe Nelson, Roland Minson and Mel Hutchins, each averaging over 10 points per game. All three players earned NCAA honors at season's end.

1950-51

The Cougars repeated as Skyline Conference Champions and won their third title in four years with a 15-5 record in conference and an amazing 28-9 record overall. Once again led by Roland Minson and Mel Hutchins, the Cougars were ranked as high as third nationally and went on to win the NIT. They also set a school record with a 91-point offensive showcase against Denver.

1956-57

The Cougars won their last Skyline Conference Championship in this season, finishing 11-3 in conference and 19-9 overall. Led by Tom Steinke and John Benson, who each averaged almost 20 points per game, BYU went on to finish third in the NCAA West Regionals.

1964-65

The 1964-65 team won the first WAC Championship for BYU and first conference title since 1957. The team finished the season with a 21-7 mark and was ranked sixth nationally in the final wire service poll of the season. BYU finished second to Miami (Fla.) in scoring offense. John Fairchild was named WAC Player of the Year and led the team with 21.5 points a game.

1966-67

The Cougars surprised many by winning a share of the WAC title and finishing 14-10. There were no real standouts on the team as eight players won game-high honors during the season. BYU remained undefeated for the second straight year at home.

1968-69

BYU finished the season at 17-12 and

had been picked in the preseason polls to finish third or lower. They won a first-round berth in the NCAA Tournament but lost to New Mexico State. Remarkably, six players ended the season with scoring averages in double figures.

1970-71

The Cougars finished 18-11 to grab the WAC title. They lost to eventual NCAA Champion UCLA in the NCAA Regionals. The team was led by Bernie Fryer, who averaged 19.2 points, and Steve Kelly, who scored 17.9 points per game.

1971-72

The 1971-72 season was Coach Stan Watts' final year and one of the most exciting in Cougar history. The team finished with a 21-5 record and made it to the NCAA Tournament.

1978-79

One of the most exciting aspects of the 1978-79 season was the expectation that Cougar success would carry over into the next year. The Cougars were 20-8 and were led by Danny Ainge with 18.4 points per game. Ainge moved into the top 10 in BYU scoring history after just two seasons. The Cougars made it to the first round of the NCAA Tournament.

1979-80

A record of 24-5 was the best yet for a BYU team. The Cougars had been ranked as high as No. 6 by sports writers. All the starters from the previous year returned to help defend the WAC title. Danny Ainge once again led the team with 19.1 points per game and moved into first place on the BYU all-time scoring list. The team had four future NBA players; Ainge, Devin Durrant, Fred Roberts and Greg Kite.

1982-83

Although the 1982-83 team finished in a three-way tie for the WAC championship, it was the first time in the previous five years that the Cougars did not advance to postseason play. The team's record was 15-14. Devin Durrant led BYU in scoring with 22.8 points per game. Greg Kite led the team in rebounding with 8.8 per game.

1987-88

In the 70-year history of BYU basketball, only the 1950-51 team had more victories than the 1987-88 team, and no team had a better winning percentage. The Cougars finished 26-6, winning 17 games in a row to start the year, a BYU basketball record. The team was led by All-American Michael Smith who

averaged 21.2 points and 7.8 rebounds per game.

1989-90

The Cougars went 21-9 and exceeded all expectations by winning the WAC title. The team was projected to finish sixth. They went on to lose a heart-breaker in the NCAA East Regional to Clemson 49-47. It was Roger Reid's first year as head coach. Marty Haws led the team in scoring with 18.5 points and 4.1 assists per game. Andy Toolson averaged 18.3 points per game.

1990-91 (Tournament)

With a 21-13 record, BYU finished in second place during the regular season in the WAC but went on to win the WAC Tournament and then advanced to the second round of the NCAA Tournament. Freshman Shawn Bradley led the nation in blocked shots with 177 and averaged 14.8 points a game. Steve Schreiner scored 14.2 points per game.

1991-92

Few thought at the beginning of the season that BYU would finish the season 25-7 and win the WAC. The Cougars went on to defeat UTEP in dramatic fashion at the WAC Tournament thanks to a 54-foot buzzer-beater by Kevin Nixon. The Cougars ran into Shaq and LSU in the first round of the NCAA Tournament to end the season. Gary Trost led the team in scoring with 14.2 points per game.

1992-93

The Cougars posted a 25-9 record, including 15-1 in the WAC, which tied the conference record for most wins. Nick Sanderson set a school record for 3-point attempts in a season with 209. Russell Larson set a new school record in field-goal percentage at .631. Gary Trost led the team in scoring for the second straight year with 15.2 points per game. BYU lost to Kansas in the second round of the NCAA Tournament.

2000-01

BYU finished 24-9 while earning its first conference tournament title since 1992, its first regular-season championship since 1993 and its first NCAA bid since 1995. The Cougars went 10-4 in Mountain West Conference play to earn a three-way share of the title with Utah and Wyoming. BYU won the MWC Tournament and earned the automatic bid to the NCAA Tournament with wins over Air Force, Wyoming and New Mexico at the Thomas & Mack Center in Las Vegas. BYU, the 12th seed, lost its first round NCAA game at Cox Arena in San Diego to No. 5-seed Cincinnati.

2002-03

BYU claimed a share of the Mountain West Conference regular-season title and an NCAA bid for the second time in three years. Playing among the nation's toughest schedules, including 11 different conferences on its non-league slate, the Cougars finished the year 23-9 overall and earned their 26th conference title, going 11-3 in MWC games along with Utah. BYU Coach Steve Cleveland was named the MWC Coach of the Year, and senior guard Travis Hansen was one of two consensus first-team All-MWC players and the MWC's Co-Defensive Player of the Year. The Cougars had the MWC's top defense and also won the pre-season Paradise Jam title in St. Thomas, U.S. Virgin Islands. Hansen led the team in scoring (16.8) and blocks (20) and was second in assists (2.4) and rebounds (4.8).

2006-07

BYU's second season under head coach Dave Rose not only improved upon his impressive inaugural campaign but also proved to be one of the best seasons a Cougar team has ever achieved in the program's 105-year history. After becoming the second-most improved team in the nation in Rose's first season at BYU, the Cougars responded in his second year with a 25-9 resume that included the program's first outright league championship since 1988, its first national top-25 ranking since 1993, its first season sweep over rival Utah since 1994 and its first NCAA Tournament invitation since 2004, including its highest seed since 1995. On the record books at BYU, only two teams (1951 -- 28 wins; 1988 -- 26 wins) won more games in a season than the 25 victories achieved by the Cougars in 2006-07. BYU defeated three nationally ranked teams in the process and earned a national ranking (No. 24) in the final Associated Press Top 25 Poll, something a Cougar team hadn't done since 1988.

2007-08

The Dave Rose-guided Cougars went 27-8 to win the second-most games in school history while becoming the first outright back-to-back Mountain West Conference Champions in league history. The team also achieved BYU's first consecutive appearances in the Top 25 polls since the 1980-81 and 1981-82 seasons and earned the program's first victory over a top-6 ranked team since 1965 with its triumph over Rick Pitino's sixth-rated Louisville Cardinals. The Cougars won the MWC regular-season title by two games over UNLV with an MWC-record 14-2 resume to finish the regular season with a school-record 25

regular-season victories. The consecutive outright league titles were the first for BYU since Danny Ainge played for the Cougars in 1978-79 and 1979-80. The conference crown was also BYU's 27th overall to rank the Cougars ninth all-time among all Division I programs.

2008-09

By capturing a share of the 2009 MWC regular season title, BYU became the first program in league history to win three-straight titles — a feat accomplished only one other time in program history, from 1932 to 1934. Heading into the final three games of the regular season BYU trailed league leader Utah by two games in the standings. The Cougars knocked off rival Utah at home before winning at Wyoming to pull into a tie for first. BYU downed Air Force in a hard-fought battle at home in the finale to claim a share of the title. At 25-8 the Cougars won at least 25 games for the third-straight season and appeared in the polls for a third-straight year for the first time since 1979-80, 1980-81 and 1981-82. With a 12-4 league mark BYU increased its all-time lead to 99 MWC wins and Dave Rose added to his total of 51 — third all-time in the MWC. Rose is the league's all-time leader in winning percentage (.797).

2010-11

Led by the National Player of Year in Jimmer Fredette and BYU's all-time steals leader Jackson Emery, the Cougars set numerous program records while capturing a share of the MWC regular season title. With an overall record of 32-5, BYU set team records for wins, winning percentage (.864) and wins away from home (19 total, 10 road and nine neutral). Fredette led the nation in scoring at 28.9 points per game and set the BYU single game (52 points vs. New Mexico), single season (1,068 points) and career (2,599 points) scoring records while Emery set the season (101) and career (249) steals records. BYU was ranked in the top 25 throughout the season and enjoyed nine-consecutive weeks ranked in the top 10. The Cougars swept San Diego State (ranked No. 4 and No. 6 at the time of the matchups) in the regular season to secure a share of the league title with a 14-2 mark. The Cougars earned a No. 3 seed in the NCAA Tournament and advanced to the Sweet 16 for the first time since 1981.



1902-03

Record: 4-5
Home: 2-3
Road: 2-2
Long Win Streak: 3
Long Loss Streak: 2
Coach: W.A. Colton

DATE	OPPONENT	SCORE	W/L
F 6	at LDSU	7-47	L
F 14	BY College	13-17	L
F 21	Weber Academy	30-18	W
F 27	at Weber Academy	17-16	W
F 28	at BY College	20-17	W
M 7	LDSU	13-23	L
M 21	at LDSU	13-30	L
M 28	Colorado	23-15	W
A 2	Colorado	10-16	L

1903-04

Record: 3-3
Home: 1-2
Road: 2-1
Long Win Streak: 2
Long Loss Streak: 2

DATE	OPPONENT	SCORE	W/L
J 9	Salt Lake H.S.	38-8	W
J 16	LDSU	17-22	L
J 22	at Weber Academy	43-13	W
J 23	at BY College	18-9	W
F 6	BY College	17-18	L
F 19	at LDSU	20-27	L

1904-05

Record: 9-3
Home: 5-1
Road: 4-2
Long Win Streak: 7
Long Loss Streak: 1

DATE	OPPONENT	SCORE	W/L
J 21	at A.F. Apollos	NS	L
J 28	LDSU	51-7	W
F 3	at State Deaf School	64-6	W
F 4	at BY College	22-14	W
F 10	A.F. Apollos	NS	W
F 11	BY College	19-12	W
F 18	Weber Academy	30-10	W
F 24	at LDSU	NS	W
F 25	at Weber Academy	14-16	L
M 4	State Deaf School	NS	W
M 4	at A.F. Apollos	10-7	W
M 25	Wheaton College (Ill.)	27-35	L

1905-06

Record: 11-1
Home: 6-1
Road: 5-0
Long Win Streak: 6
Long Loss Streak: 1
Coach: C.T. Teetzel

DATE	OPPONENT	SCORE	W/L
J 13	LDSU	25-12	W
J 19	Weber Academy	NS	W
J 27	State Deaf School	62-4	W
F 9	at Weber Academy	15-11	W
F 10	at State Deaf School	NS	W
F 13	Chicago YMCA	14-22	L
F 16	at LDSU	19-17	W
F 23	at Utah State	21-14	W
F 24	at BY College	20-18	W
M 2	Minn. Red Wings	20-18	W
M 3	Utah State	19-11	W
M 17	BY College	20-19	W

1906-07

Record: 7-3
Home: 5-1
Road: 2-1
Neutral: 0-1
Long Win Streak: 3
Long Loss Streak: 1
Coach: C.T. Teetzel

DATE	OPPONENT	SCORE	W/L
J 19	Weber Academy	72-9	W
J 26	BY College (OT)	26-24	W
F 1	at LDSU	32-29	W
F 7	Chicago Crescents	21-24	L
F 16	Utah State	44-11	W
F 23	!Weber Academy	2-0	W
M 1	at Utah State	23-12	W
M 2	at BY College	16-19	L
M 8	LDSU	30-19	W

M 16 v. BY College (OT) 24-27 L
! - forfeit



FRED BENNION
Years: 1908-10 (2)
Record: 16-6 (.727)

1907-08

Record: 4-2
Home: 3-1
Road: 1-1
Long Win Streak: 4
Long Loss Streak: 1
Coach: C.T. Teetzel

DATE	OPPONENT	SCORE	W/L
J 17	at BY College	14-16	L
J 18	at Utah State	29-16	W
J 25	LDSU (OT)	20-19	W
F 1	Utah State	43-19	W
F 15	LDSU	26-25	W
F 22	BY College	22-27	L

1908-09

Record: 7-4
Home: 4-2
Road: 3-2
Long Win Streak: 4
Long Loss Streak: 3
Coach: Fred Bennion

DATE	OPPONENT	SCORE	W/L
D 12	YMCA	23-29	L
J 9	at YMCA	17-31	L
J 16	at LDSU	16-30	L
J 23	Utah	32-9	W
J 30	BY College	35-21	W
F 6	Utah State	37-11	W
F 20	LDSU	28-33	L
F 22	Oregon	26-24	W
F 26	at Utah State	37-13	W
F 27	at BY College	34-27	W
M 5	at Utah	40-27	W

1909-10

Record: 9-2
Home: 5-1
Road: 4-1
Long Win Streak: 8
Long Loss Streak: 1
Coach: Fred Bennion

DATE	OPPONENT	SCORE	W/L
J 8	YMCA	28-26	W
J 14	at BY College	33-13	W
J 15	at Utah State	40-20	W
J 22	BY College	42-14	W
F 5	at Utah	31-27	W
F 11	Utah	31-17	W
F 12	at LDSU	29-21	W
F 18	Utah State	47-31	W
F 22	YMCA	21-26	L
F 25	LDSU	47-12	W
F 26	at YMCA	13-23	L

1910-11

Record: 8-0
Home: 5-0
Road: 3-0
Long Win Streak: 8
Coach: Henry Rose

DATE	OPPONENT	SCORE	W/L
J 7	at Snow Academy	45-25	W

J 14	Alumni	32-22	W
J 21	YMCA	41-17	W
J 28	Utah	47-27	W
F 4	at Utah State	29-19	W
F 18	Utah State	37-21	W
F 25	at Utah	33-26	W
F 27	Hamilton, Wisc.	27-26	W

1911-12

Record: 7-0
Home: 5-0
Road: 2-0
Long Win Streak: 7
Coach: E.L. Roberts

DATE	OPPONENT	SCORE	W/L
J 13	Alumni	40-19	W
J 20	BY College	48-20	W
J 27	LDSU	51-12	W
F 3	Utah State	36-17	W
F 9	at Utah State	37-16	W
F 17	at Utah	36-25	W
M 2	Utah	32-25	W

1912-13

Record: 7-3
Home: 5-2
Road: 2-1
Long Win Streak: 5
Long Loss Streak: 2
Coach: E.L. Roberts

DATE	OPPONENT	SCORE	W/L
D 14	Weber Academy	48-34	W
J 11	Alumni	61-26	W
J 18	LDSU	34-20	W
J 25	Burlington (S.L.)	49-17	W
F 1	BY College	40-29	W
F 8	Utah	31-49	L
F 14	at BY College	28-26	W
F 15	at Utah State	33-23	W
F 22	at Utah (OT)	26-29	L
M 1	Utah State	20-29	L

1913-14

Record: 8-2
Home: 6-0
Road: 2-2
Long Win Streak: 4
Long Loss Streak: 1
Coach: E.L. Roberts

DATE	OPPONENT	SCORE	W/L
J 10	S.L. Hardware	53-18	W
J 17	Deseret Business	44-13	W
J 31	BY College	43-23	W
F 5	Montana State	67-14	W
F 14	at Utah	23-36	L
F 21	Utah State	41-21	W
F 28	Utah	32-24	W
M 6	at Utah State	28-19	W
M 7	at BY College	22-15	W
M 9	at Oneida Academy	25-26	L



E.L. ROBERTS
Years: 1911-20, 25-28 (12)
Record: 87-49 (.640)

1914-15

Record: 6-2
Home: 4-0

Road: 2-2
 Long Win Streak: 6
 Long Loss Streak: 1
 Coach: E.L. Roberts

DATE	OPPONENT	SCORE	W/L
J 15	at Apollis	23-27	L
J 16	Apollis	35-25	W
J 30	BY College	37-32	W
F 13	Utah State	29-21	W
F 20	Utah	29-28	W
F 26	at Utah State	31-23	W
F 27	at BY College	24-18	W
M 12	at Utah	20-38	L

1915-16

Record: 3-3
 Home: 3-1
 Road: 0-2
 Long Win Streak: 2
 Long Loss Streak: 2
 Coach: E.L. Roberts

DATE	OPPONENT	SCORE	W/L
J 15	Springville H.S.	44-17	W
F 4	at Utah	26-41	L
F 12	Utah State	42-17	W
F 19	Iola (KS) YMCA	70-25	W
F 26	at Utah State	23-37	L
M 4	Utah	30-38	L

1916-17

Record: 14-2
 Home: 8-0
 Road: 3-1
 Neutral: 3-1
 Long Win Streak: 14
 Long Loss Streak: 1
 Coach: E.L. Roberts

DATE	OPPONENT	SCORE	W/L
D 13	at Springville H.S.	19-20	L
J 6	BY H.S.	50-20	W
J 13	West H.S.	42-24	W
J 20	Springville H.S.	61-24	W
J 27	LDSU	38-19	W
J 29	Chicago Cres.	51-9	W
F 3	at BY College	84-37	W
F 10	Utah	38-32	W
F 17	Utah State	43-22	W
F 23	at Utah	54-33	W
M 3	Alumni	50-19	W
M 8	at Utah State	34-27	W
M 14	#Brown-King (SL)	52-21	W
M 15	#NW Normal (OK)	35-24	W
M 16	#Seward Park Bro.	27-16	W
M 17	#Illinois AC	14-27	L

1917-18

Record: 5-3
 Conference: 1-1, T2nd RMC
 Home: 3-2
 Road: 2-1
 Long Win Streak: 2
 Long Loss Streak: 1
 Coach: E.L. Roberts

DATE	OPPONENT	SCORE	W/L
N 29	at Lehi H.S.	30-34	L
J 12	BY H.S.	40-28	W
J 19	Lehi H.S.	67-30	W
J 25	BY College (OT)	32-36	L
F 1	Hinckley Academy	58-28	W
F 9	Utah	21-27	L
F 11	at American Fork H.S.	48-35	W
F 23	at Utah	38-28	W

1918-19

Record: 5-3
 Conference: 1-3, 3rd RMC
 Home: 4-2
 Road: 1-1
 Long Win Streak: 4
 Long Loss Streak: 2
 Coach: E.L. Roberts

DATE	OPPONENT	SCORE	W/L
	Pleasant Grove H.S.	58-19	W
	Lehi H.S.	72-14	W
	Springville H.S.	46-19	W
F 6	at Spanish Fork H.S.	87-18	W
F 7	at Utah	22-50	L
F 15	BY College	50-24	W
M 1	Utah State	23-26	L
M 8	Utah	21-31	L

1919-20

Record: 4-2
 Conference: 0-2, T3rd RMC
 Home: 2-0
 Road: 2-2
 Long Win Streak: 4
 Long Loss Streak: 2
 Coach: E.L. Roberts

DATE	OPPONENT	SCORE	W/L
J 9	at Springville H.S.	34-19	W
J 10	BY H.S.	49-32	W
J 21	at American Fork Legion	56-34	W
J 24	Lehi Legion	47-20	W
J 31	at Utah State	27-55	L
M 4	at Utah	30-41	L

1920-21

Record: 10-2
 Conference: 2-2, 2nd RMC
 Home: 9-0
 Road: 1-2
 Long Win Streak: 10
 Long Loss Streak: 1
 Coach: Alvin Twitchell

DATE	OPPONENT	SCORE	W/L
	at Lehi Legion	16-39	L
	Utah AA	33-29	W
	BY H.S.	56-23	W
	Alumni	29-25	W
	Pleasant Grove High	43-14	W
	Alumni	29-25	W
	Provo Legion	36-30	W
J 22	Utah	22-16	W
F 5	at Utah State	43-45	W
	Provo Legion	31-25	W
F 26	Utah State	30-28	W
M 5	Utah	16-29	L

1921-22

Record: 9-3
 Conference: 3-1, 1st RMC
 Home: 6-2
 Road: 3-1
 Long Win Streak: 6
 Long Loss Streak: 1
 Coach: Alvin Twitchell

DATE	OPPONENT	SCORE	W/L
	Provo Legion	24-36	L
	Provo Legion	35-24	W
	WAA	28-31	L
	Lehi H.S.	47-23	W
	BYU Frosh	32-22	W
	at Lehi H.S.	26-23	W
	at A.F. Legion	44-24	W
	A.F. Legion	36-10	W
F 3	Utah	29-16	W
F 11	Utah State	39-22	W
F 25	at Utah	32-27	W
M 3	at Utah State	34-36	L

1922-23

Record: 7-5
 Conference: 4-4, T2nd RMC
 Home: 6-1
 Road: 1-4
 Long Win Streak: 6
 Long Loss Streak: 5
 Coach: Alvin Twitchell

DATE	OPPONENT	SCORE	W/L
J 4	at Carbon County H.S.	51-25	W
J 13	BY H.S.	24-17	W
J 20	West H.S.	44-20	W
J 24	Provo H.S.	30-20	W
J 26	Utah	36-29	W
J 27	Utah	25-19	W
F 2	at Utah State	19-55	L
F 3	at Utah State	30-36	L
F 16	at Utah	33-35	L
F 17	at Utah	18-24	L
F 23	Utah State	22-23	L
F 24	Utah State	37-26	W

1923-24

Record: 14-4
 Conference: 6-2, 1st RMC
 Home: 9-4
 Road: 5-0
 Long Win Streak: 5
 Long Loss Streak: 1
 Coach: Alvin Twitchell



ALVIN TWITCHELL
 Years: 1920-25 (5)
 Record: 50-20 (.714)

DATE	OPPONENT	SCORE	W/L
	at Nephi H.S.	NS	W
	Wasatch H.S.	38-21	W
J 10	Colorado College	36-39	L
J 11	Colorado College (OT)	40-38	W
J 12	Colorado College	32-25	W
J 12	LDSU	34-38	L
J 18	Idaho AC	35-18	W
J 19	Nephi H.S.	39-25	W
J 25	at Utah	38-21	W
J 26	at Utah	36-26	W
J 29	Colorado Technical College	27-33	L
J 30	Colorado Technical College	34-31	W
F 8	Utah State	36-43	L
F 9	Utah State	38-21	W
F 15	Utah	37-22	W
F 16	Utah	34-32	W
F 22	at Utah State	30-27	W
F 23	at Utah State	32-25	W

1924-25

Record: 10-6
 Conference: 7-1, 1st RMC
 Home: 2-0
 Road: 2-2
 Long Win Streak: 4
 Long Loss Streak: 2
 Coach: Alvin Twitchell

DATE	OPPONENT	SCORE	W/L
J 9	Nephi H.S.	44-20	W
J 10	Provo H.S.	31-24	W
J 17	Apex	34-22	W
J 23	at Utah State	29-26	W
J 24	at Utah State	22-42	L
F 6	Utah	33-35	L
F 7	Utah	42-25	W
F 13	Utah State	48-36	W
F 14	Utah State	24-23	W
F 20	Western State	54-18	W
F 21	Western State	55-27	W
F 27	at Utah	24-36	L
F 28	at Utah	41-36	W
M 19	at Colorado College	32-41	L
M 20	at Colorado College	34-42	L
M 21	at Colorado College	25-39	L

1925-26

Record: 11-5
 Conference: 7-5, 2nd RMC
 Home: 7-3
 Road: 4-2
 Long Win Streak: 4
 Long Loss Streak: 3
 Coach: E.L. Roberts

DATE	OPPONENT	SCORE	W/L
J 6	SE College (OK)	40-21	W
J 14	Apex	33-31	W
J 22	at Utah	22-21	W
J 23	at Utah	35-31	W
J 29	Utah State	31-49	L
J 30	Utah State	36-32	W
F 5	at Montana State	18-41	L
F 6	at Montana State	31-36	L
F 12	Utah	34-39	L
F 13	Utah	37-24	W
F 19	at Western State	53-22	W
F 20	at Western State	38-30	W
F 26	Utah State	52-43	W

ALL-TIME SEASON RESULTS



F 27 Utah State 34-36 L
 M 3 Montana State 52-33 W
 M 4 Montana State 36-20 W

1926-27

Record: 5-14
 Conference: 1-11, 4th RMC
 Home: 4-8
 Road: 1-5
 Long Win Streak: 1
 Long Loss Streak: 6
 Coach: E.L. Roberts

DATE	OPPONENT	SCORE	W/L
D 18	Dixie College	40-25	W
D 29	at Hincley Academy	15-35	L
J 7	BY H.S.	22-24	L
J 8	BY H.S.	44-22	W
J 14	Arthur Academy	40-42	L
J 15	Alumni	47-33	W
J 21	at Utah State	47-50	L
J 22	at Utah State	34-62	L
J 28	Utah	39-42	L
J 29	Utah	35-37	L
F 4	at Montana State	37-64	L
F 5	at Montana State	33-49	L
F 12	Apex	50-22	W
F 18	Montana State	20-43	L
F 19	Montana State	38-53	W
F 25	at Utah	31-34	L
F 26	at Utah (OT)	40-34	W
M 4	Utah State	38-44	L
M 5	Utah State	35-42	L

1927-28

Record: 13-10
 Conference: 3-9, 4th RMC
 Home: 7-6
 Road: 6-4
 Long Win Streak: 9
 Long Loss Streak: 7
 Coach: E.L. Roberts

DATE	OPPONENT	SCORE	W/L
D 10	Arthur Academy	41-39	W
D 17	Oregon State	22-37	L
D 22	Ricks College	53-31	W
D 28	at Milford Academy	42-41	W
D 29	at Branch Academy	59-22	W
D 30	at Dixie College	30-24	W
D 31	at Dixie College	32-25	W
J 7	Branch AC	53-27	W
J 13	Milford AC	45-39	W
J 14	Milford Academy	45-34	W
J 14	Alumni	47-33	W
J 20	Montana State	41-43	L
J 21	Montana State	37-43	L
J 27	at Utah	37-30	W
J 28	at Utah	39-34	W
F 10	Utah State	49-31	W
F 11	Utah State	31-39	L
F 17	Utah	25-31	L
F 18	Utah	26-31	L
F	at Utah State	41-52	L
F	at Utah State	42-48	L
M	at Montana State	44-69	L
M	at Montana State	41-57	L

1928-29

Record: 20-10
 Conference: 6-6, T2nd, RMC
 Home: 10-5
 Road: 10-4
 Neutral: 0-1
 Long Win Streak: 8
 Long Loss Streak: 2
 Coach: G. Ott Romney

DATE	OPPONENT	SCORE	W/L
D 8	Alumni	36-48	L
D 8	Vico Oil	38-37	W
D 14	Dixie College	34-24	W
D 14	Snow College	41-26	W
D 17	Colorado State College	47-39	W
D 18	at Arthur Academy	42-60	L
D 26	v. North Dakota	50-53	L
D 28	North Dakota	42-26	W
D 29	North Dakota	31-30	W
J 2	at Los Angeles Academy	32-23	W
J 3	at Alhambra Academy	33-26	W
J 4	at Hollywood Academy	49-44	W
J 5	at Pacific Coast Academy	41-28	W
J 7	at Las Vegas Academy	42-26	W
J 9	Phillips	40-30	W
J 10	Phillips	38-51	L
J 18	Utah	41-38	W
J 19	Utah	49-45	W
J 23	at Montana Normal	77-25	W
J 24	at Montana Mines	29-25	W
J 25	at Montana State	36-72	L
J 26	at Montana State	37-67	L
F 1	at Utah State	53-45	W
F 2	at Utah State	46-34	W
F 8	at Utah	41-56	L
F 9	at Utah	53-37	W
F 18	Montana State	42-70	L
F 19	Montana State	57-66	L
M 1	Utah State	49-45	W
M 2	Utah State	50-52	L

1929-30

Record: 23-7
 Conference: 6-6, 3rd RMC
 Home: 12-2
 Road: 11-5
 Long Win Streak: 9
 Long Loss Streak: 2
 Coach: G. Ott Romney

DATE	OPPONENT	SCORE	W/L
D 4	38th Infantry	55-26	W
D 4	College All-Stars	63-44	W
D 11	Alumni	63-45	W
D 16	Wyoming	47-25	W
D 18	Wyoming	51-38	W
D 21	at UCLA	47-40	W
D 23	at UCLA	43-47	L
D 26	at Los Angeles	45-39	W
D 27	at Pacific Coast Academy	34-33	W
D 28	at Hollywood Academy	79-50	W
D 30	at Occidental	47-43	W
J 2	at San Bernardino JC	49-23	W
J 3	at Dixie College	36-32	W
J 4	at Snow College	41-28	W
J 10	Nevada-Reno	44-26	W
J 11	Nevada-Reno	46-35	W
J 17	Utah State	37-39	L
J 18	Utah State	53-37	W
J 24	Montana State	43-69	L
J 25	Montana State	45-42	W
J 31	at Utah	49-53	L
F 1	at Utah	30-38	L
F 7	at Montana State	47-41	W
F 8	at Montana State	39-70	L
F 10	at Idaho State	51-33	W
F 14	at Utah State	49-36	W
F 15	at Utah State	41-55	L
F 21	Montana Miners	56-37	W
F 28	Utah	56-31	W
M 1	Utah	59-42	W

1930-31

Record: 20-13
 Conference: 7-5, T2nd RMC
 Home: 8-3
 Road: 12-10
 Long Win Streak: 4
 Long Loss Streak: 3
 Coach: G. Ott Romney

DATE	OPPONENT	SCORE	W/L
N 29	Alumni	57-49	W
D 5	Deseret News Academy	63-30	W
D 6	Alumni	80-68	W
D 11	at Rock Springs Academy	47-50	L

D 12	at Wyoming	36-37	L
D 13	at Wyoming	46-42	W
D 15	at Colorado State College	42-29	W
D 17	at Henry's (Wichita)	29-61	L
D 19	at Butler	34-45	L
D 20	at Illinois Wesleyan	34-33	W
D 22	at Marquette	31-35	L
D 26	at John Carroll	58-27	W
D 27	at Western Reserve	42-22	W
D 29	at Michigan State	28-29	L
D 30	at Chicago	38-35	W
D 31	at St. Louis	37-32	W
J 1	at Wittenberg	36-43	L
J 3	at Cincinnati	41-27	W
J 5	Nebraska	55-44	W
J 8	Henry's (Wichita)	45-52	L
J 12	Montana State	63-52	W
J 13	Montana State (OT)	54-50	W
J 23	Utah (OT)	51-52	L
J 24	Utah	43-45	L
J 30	at Utah State	59-61	L
J 31	at Utah State	45-39	W
F 6	at Montana State	27-42	L
F 7	at Montana State	53-41	W
F 9	at Idaho State	76-34	W
F 20	Utah State	61-51	W
F 21	Utah State	53-40	W
F 27	at Utah	39-49	L
F 28	at Utah	57-49	W

1931-32

Record: 20-12
 Conference: 8-4, T1st RMC
 Home: 11-3
 Road: 8-9
 Neutral: 1-0
 Long Win Streak: 5
 Long Loss Streak: 3
 Coach: G. Ott Romney

DATE	OPPONENT	SCORE	W/L
N 26	Utah State Alumni	62-51	W
N 27	Utah Alumni	55-33	W
N 28	Alumni	58-36	W
D 4	Gila College	50-23	W
D 5	Gila College	52-28	W
D 11	at Wisconsin	10-35	L
D 12	at Loyola (Ill.)	16-32	L
D 14	at Marquette	39-32	W
D 15	at Iowa State	28-47	L
D 17	at Nebraska	31-27	W
D 19	at Creighton	36-41	L
D 21	at Wyoming	47-57	L
D 22	at Wyoming	31-61	L
D 28	Olson's Swedes	35-25	W
J 7	Henry's (Wichita)	43-30	W
J 8	Henry's (Wichita)	39-22	W
J 15	at Utah	44-36	W
J 16	at Utah	39-40	L
J 22	Utah State (OT)	45-47	L
J 23	Utah State	40-37	W
J 29	at Montana State	36-33	W
J 30	at Montana State	37-22	W
F 5	Utah	32-35	L
F 6	Utah	43-34	W
F 15	Montana State	48-26	W
F 16	Montana State	42-43	L
F 26	at Utah State	39-32	W
F 27	at Utah State	63-50	W
M 1	vs. Utah	35-33	W
M 3	at Wyoming	33-37	L
M 4	at Wyoming	28-29	L
M 5	at Wyoming	38-22	W

1932-33

Record: 20-7
 Conference: 9-3, 1st RMC
 Home: 9-4
 Road: 10-3
 Neutral: 1-0
 Long Win Streak: 6
 Long Loss Streak: 2
 Coach: G. Ott Romney

DATE	OPPONENT	SCORE	W/L
D 8	Alumni	47-26	W
D 8	Alumni	43-35	W
D 16	at Western State	58-20	W
D 17	at Western State	49-41	W
D 19	at Colorado State College	38-33	W
D 20	at Colorado State College	46-36	W
D 21	at Denver Piggy Wiggly	20-41	L
D 22	at Colorado College	43-30	W
D 23	at Colorado College	55-34	W
J 5	Henry's (Wichita)	30-47	L
J 6	Olson's Swedes	31-32	L
J 13	Utah	40-27	W



G. OTT ROMNEY
 Years: 1928-35 (7)
 Record: 139-71 (.662)

J 14	Utah	33-34	L
J 20	at Montana State	53-38	W
J 21	at Montana State	33-26	W
J 27	at Utah State	33-40	L
J 28	at Utah State	59-44	W
F 6	Montana State	42-29	W
F 7	Montana State	53-27	W
F 17	at Utah	43-42	W
F 18	at Utah	36-50	L
F 24	Utah State	37-30	W
F 25	Utah State	48-36	W
M 4	vs. Utah	43-26	W
M 9	Wyoming	25-35	L
M 10	Wyoming	37-33	W
M 11	Wyoming	41-39	W

1933-34

Record: 18-12
 Conference: 9-3, 1st RMC
 Home: 10-2
 Road: 8-8
 Neutral: 0-2
 Long Win Streak: 8
 Long Loss Streak: 4
 Coach: G. Ott Romney

DATE	OPPONENT	SCORE	W/L
D 6	Clark's Ins.	56-38	W
D 6	Alumni	56-51	W
D 11	Ogden Boosters	30-31	L
D 13	Denver Academy	47-50	L
D 18	Colorado College	43-27	W
D 19	Granite Mart	56-35	W
D 21	vs. Ogden Boosters	26-36	L
D 22	vs. USC	33-36	L
D 26	at Denver Piggy Wiggly	25-49	L
D 27	at Denver	43-38	W
D 28	at Denver AC	36-35	W
D 29	at Colorado	31-38	L
D 30	at Western State	51-42	W
J 1	at Western State	54-32	W
J 2	at Cook's Sporting Goods	59-26	W
J 12	Utah State	57-34	W
J 13	Utah State	42-35	W
J 19	Montana State	48-31	W
J 20	Montana State	52-37	W
J 26	at Utah	41-37	W
J 27	at Utah	30-43	L
F 9	Utah	45-31	W
F 10	Utah	40-28	W
F 16	at Utah State	48-37	W
F 17	at Utah State	35-43	L
F 23	at Montana State	44-30	W
F 24	at Montana State	23-32	L
M 8	at Wyoming	38-43	L
M 9	at Wyoming (OT)	44-47	L
M 10	at Wyoming	34-43	L

1934-35

Record: 18-10
 Conference: 6-6, 2nd RMC
 Home: 14-4
 Road: 3-6
 Neutral: 1-0
 Long Win Streak: 11
 Long Loss Streak: 4
 Coach: G. Ott Romney

DATE	OPPONENT	SCORE	W/L
N 21	Alumni	68-51	W
N 21	Alumni	51-53	L
N 30	Gibbs Institute	65-26	W
N 30	Alumni	34-40	L
D 5	Pimney Beverage	49-33	W
D 10	CYO	63-37	W
D 13	Denver AC	29-36	L
D 20	at Creighton	48-38	W
D 21	at Colorado State College	56-22	W
D 22	at Denver AC	33-41	L
D 28	Colorado State College	46-35	W
D 29	vs. Colorado State College	66-49	W
J 4	Branch AC	68-35	W
J 4	Dixie College	56-31	W
J 5	Branch AC	51-38	W
J 5	Dixie College	70-34	W
J 11	Utah	54-25	W
J 12	Utah	56-53	W
J 18	Montana State	62-28	W
J 19	Montana State	55-32	W
J 25	at Utah State	39-38	L
J 26	at Utah State	27-41	L
F 8	Utah State (OT)	47-48	L
F 9	Utah State	40-39	W
F 15	at Utah (OT)	46-50	L
F 16	at Utah	43-52	L
F 22	at Montana State	41-53	L
F 23	at Montana State	46-56	L

1935-36

Record: 16-9
 Conference: 6-6, 2nd RMC
 Home: 9-3
 Road: 7-6
 Long Win Streak: 7
 Long Loss Streak: 4
 Coach: Edwin R. Kimball

DATE	OPPONENT	SCORE	W/L
D 7	Alumni	72-52	W
D 13	Taylor Brothers	75-45	W
D 16	at Denver	45-49	L
D 17	at Nebraska	34-53	L
D 18	at Hastings	54-30	W
D 19	at Creighton	43-36	W
D 20	at Colorado College	38-41	L
D 21	at Colorado College	61-45	W
D 24	at Drake	63-38	W
D 28	Nebraska	46-39	W
D 30	Fresno State	63-54	W
D 31	Fresno State	72-41	W



EDWIN R. KIMBALL
 Years: 1935-36, 38-41 (4)
 Record: 59-38 (.608)

J 4	Pacific States Pipe	75-16	W
J 10	at Montana State	45-40	W
J 11	at Montana State	40-42	L
J 17	Utah	42-34	W
J 18	Utah	47-42	W
J 27	Montana State	63-31	W
J 28	Montana State	39-42	L
F 7	Utah State	35-36	L
F 8	Utah State	33-37	L
F 14	at Utah	35-36	L
F 15	at Utah	47-36	W
F 21	at Utah State	39-32	W
F 22	at Utah State	41-51	L

1936-37

Record: 17-10
 Conference: 5-7, T3rd RMC
 Home: 8-3
 Road: 8-6
 Neutral: 1-1
 Long Win Streak: 7
 Long Loss Streak: 4
 Coach: Fred "Buck" Dixon

DATE	OPPONENT	SCORE	W/L
D 5	Alumni	40-29	W
D 5	Alumni	58-31	W
D 11	Idaho State	30-24	W
D 12	Idaho State	34-35	L
D 18	vs. Western State	43-42	W
D 19	vs. Western State	39-42	L
D 21	Western State	66-35	W
D 30	at Loyola Marymount	32-35	L
J 2	at La Verne	66-21	W
J 4	at Fresno State	38-30	W
J 5	at Fresno State	45-44	W
J 6	at UC-Davis	38-28	W
J 7	at UC-Davis	33-32	W
J 8	at Nevada	42-38	W
J 9	at Nevada	36-24	W
J 15	Utah State	31-40	L
J 16	Utah State	49-35	W
J 22	Montana State	38-32	W
J 23	Montana State	42-37	W
J 29	at Utah	30-45	L
J 30	at Utah	40-41	L

F 5	at Montana State	33-71	L
F 6	at Montana State	45-55	L
F 12	at Utah State	55-45	W
F 13	at Utah State	38-47	L
F 19	Utah	35-43	L
F 20	Utah	36-31	W

1937-38

Record: 8-13
 Conference: 4-8, 5th SC
 Home: 7-6
 Road: 1-7
 Long Win Streak: 3
 Long Loss Streak: 4
 Coach: Fred "Buck" Dixon

DATE	OPPONENT	SCORE	W/L
D 11	Alumni	68-78	L
D 17	at Idaho State	30-38	L
D 18	at Idaho State	32-40	L
D 20	Idaho	40-45	L
D 21	Idaho	47-40	W
D 22	Hastings	47-43	W
D 30	Nevada	49-45	W
J 7	Nevada	42-44	L
J 8	Alumni	59-57	W
J 14	at Denver	63-51	W
J 15	at Colorado	37-54	L
J 21	at Utah State	53-60	L
J 22	Utah	41-48	L
J 28	Colorado State	50-46	W
J 29	Colorado	49-55	L
F 11	at Wyoming	47-61	L
F 12	at Colorado State	39-45	L
F 19	Wyoming	38-49	L
F 25	Utah State	58-50	W
F 26	Denver	74-41	W
M 4	at Utah	43-54	L

1938-39

Record: 12-12
 Conference: 4-8, T5th SC
 Home: 8-3
 Road: 4-8
 Neutral: 0-1
 Long Win Streak: 3
 Long Loss Streak: 4
 Coach: Edwin R. Kimball

DATE	OPPONENT	SCORE	W/L
D 10	Weber College	37-45	L
D 10	Alumni	43-42	W
D 13	Ecker Studio	55-47	W
D 19	at Montana	50-71	L
D 20	at Montana	54-47	W
D 21	at Montana State	50-46	W
D 22	at Montana State	38-43	L
D 23	at Idaho State	40-17	W
D 24	at Idaho State	34-25	W
D 27	Montana	50-46	W
D 28	vs. Montana	38-45	L
J 7	Utah State	46-54	L
J 13	at Colorado	33-44	L
J 14	at Wyoming	27-35	L
J 20	Utah	40-32	W
J 27	Montana State	69-35	W
F 7	Colorado	35-34	W
F 10	at Colorado State	43-44	L
F 11	at Denver	49-53	L
F 17	Denver	52-34	W
F 18	Wyoming	44-46	L
F 25	Colorado State	91-52	W



FRED "BUCK" DIXON
 Years: 1936-38 (2)
 Record: 25-23 (.521)

ALL-TIME SEASON RESULTS



M 3	at Utah	47-52	L
M 4	at Utah State	38-53	L

1939-40

Record: 17-8
 Conference: 7-5, T3rd SC
 Home: 10-3
 Road: 6-4
 Neutral: 1-1
 Long Win Streak: 6
 Long Loss Streak: 2
 Coach: Edwin R. Kimball

DATE	OPPONENT	SCORE	W/L
D 9	Weber College	47-43	W
D 9	Alumni	52-54	L
D 15	Idaho State	42-48	L
D 16	Provo Lions	53-41	W
D 16	Idaho State	59-31	W
D 19	at Ricks College	77-49	W
D 20	vs. Oregon State	30-57	L
D 21	vs. Oregon State	47-42	W
D 29	Provo Lions	61-53	W
D 30	at Weber College	70-35	W
J 2	Clark's Institute	66-53	W
J 5	at Montana State	47-33	W
J 6	at Montana State	58-35	W
J 13	Colorado	47-75	L
J 19	at Colorado State	32-40	L
J 20	at Denver	54-44	W
J 26	Denver	63-48	W
J 27	Wyoming	34-29	W
F 3	Colorado State	62-42	W
F 9	at Utah	39-45	L
F 10	at Utah State	35-55	L
F 17	Utah State	49-43	W
F 23	Utah	52-41	W
M 1	at Colorado	43-64	L
M 2	at Wyoming	50-45	W

1940-41

Record: 14-9
 Conference: 6-6, 4th SC
 Home: 8-2
 Road: 5-6
 Neutral: 1-1
 Long Win Streak: 5
 Long Loss Streak: 2
 Coach: Edwin R. Kimball

DATE	OPPONENT	SCORE	W/L
D 7	Weber College	50-16	W
D 7	Alumni	70-40	W
D 13	at Idaho State	39-27	W
D 14	at Idaho State	56-29	W
D 18	at St. Barbara State College	47-39	W
D 19	at San Diego State	45-49	L
D 20	at San Diego State	40-42	L
D 27	vs. Montana	47-41	W
D 28	vs. Montana	44-48	L
J 3	Montana State	67-45	W
J 4	Montana State	67-45	W
J 10	Utah State	66-34	W
J 17	at Wyoming	45-46	L
J 18	at Colorado	31-34	L
J 24	Utah	27-32	L
F 14	Colorado	45-50	L
F 15	at Colorado State	40-36	W
F 21	at Denver (OT)	34-32	W
F 22	Denver	52-37	W
F 28	Wyoming	49-45	W
M 1	Colorado State	60-33	W
M 7	at Utah	39-50	L
M 8	at Utah State	47-48	L

1941-42

Record: 17-3
 Conference: 9-3, T2nd SC
 Home: 7-1
 Road: 8-2
 Neutral: 2-0
 Long Win Streak: 13
 Long Loss Streak: 1
 Coach: Floyd Millet

DATE	OPPONENT	SCORE	W/L
D 6	Weber College	51-28	W
D 13	Idaho State	53-29	W
D 19	at Montana State	51-37	W
D 20	at Montana	46-34	W
D 22	at Montana State	64-48	W
D 23	at Idaho State	45-28	W
J 2	vs. Nevada	65-31	W
J 3	vs. Nevada	76-44	W
J 10	at Utah State	54-24	W
J 16	Wyoming	53-49	W
J 23	Denver	45-30	W



FLOYD MILLETT
 Years: 1941-49 (8)
 Record: 104-77 (.575)

J 24	Colorado State	52-27	W
J 30	at Denver	46-34	W
J 31	at Wyoming	34-45	L
F 7	at Utah	50-42	W
F 14	Colorado	49-52	L
F 21	Utah State	57-52	W
F 27	at Colorado State	54-41	W
F 28	at Colorado	35-52	L
M 7	Utah	42-40	W

1942-43

Record: 15-7
 Conference: 7-1, 1st SC
 Home: 9-0
 Road: 6-7
 Long Win Streak: 9
 Long Loss Streak: 3
 Coach: Floyd Millet

DATE	OPPONENT	SCORE	W/L
N 28	Weber College	47-45	W
N 28	Alumni	52-35	W
D 9	at Canisius (OT)	50-49	W
D 12	at Long Island	40-43	L
D 15	at Temple	32-35	L
D 18	at Loyola (Ill.)	44-50	L
J 5	Carbon College	72-20	W
J 5	Snow College	78-38	W
J 12	Ecker Studio	39-30	W
J 15	at Utah State	38-43	L
J 16	at Utah State	58-41	W
J 22	at Snow College	74-43	W
J 29	Utah	41-30	W
J 30	Utah	41-29	W
F 5	at Weber College	53-51	W
F 12	at Utah	44-34	W
F 13	at Utah	47-45	W
F 19	Utah State	44-38	W
F 20	Utah State	63-59	W
F 25	at Wyoming	42-53	L
F 26	at Wyoming	43-47	L
F 27	at Wyoming	43-66	L

1943-44

Record: 3-2
 Conference: None
 Home: 1-0
 Road: 2-2
 Long Win Streak: 2
 Long Loss Streak: 2
 Coach: Floyd Millet

DATE	OPPONENT	SCORE	W/L
D 4	Alumni	57-54	W
D 11	at Canisius	45-36	W
D 14	at Long Island	41-56	L
D 18	at Albright	49-53	L
D 22	at Omaha	45-40	W

1944-45

Record: 11-12
 Conference: None
 Home: 4-5
 Road: 7-6
 Neutral: 0-1
 Long Win Streak: 4

Long Loss Streak: 3
 Coach: Floyd Millet

DATE	OPPONENT	SCORE	W/L
N 30	Alumni	28-60	L
D 2	Montana State	51-31	W
D 8	Kearns Depot	39-41	L
D 9	Ecker Studio	48-56	L
D 15	at Idaho State	35-45	L
D 16	at Idaho State	45-33	W
D 20	vs. Ecker Studio	41-61	L
D 29	at Peppering	51-56	L
D 30	at Pratt Aircraft	43-44	L
J 2	at Walker Bomb.	48-45	W
J 3	at Walker Bomb.	59-47	W
J 5	at U.S. Naval Hospital	44-34	W
J 12	at Kearns Depot	47-42	W
J 19	at Wyoming	41-51	L
J 20	at Colorado	36-55	L
J 26	Utah	46-51	L
F 3	Utah State	50-41	W
F 13	Colorado	60-58	W
F 17	at Denver	61-50	W
F 23	Denver	70-31	W
F 24	Wyoming	34-39	L
M 3	at Utah	52-56	L
M 7	at Utah State	64-37	W

1945-46

Record: 12-13
 Conference: 6-6, T4th SC
 Home: 4-4
 Road: 6-7
 Neutral: 2-2
 Long Win Streak: 4
 Long Loss Streak: 3
 Coach: Floyd Millet

DATE	OPPONENT	SCORE	W/L
D 1	Alumni	61-62	L
D 6	vs. Wyoming	49-58	L
D 7	vs. Montana State	55-40	W
D 8	vs. Wyoming	37-52	L
D 10	vs. Idaho State	58-47	W
D 11	at Idaho State	54-47	W
	Clearfield Navy	60-16	W
D 21	at Kearns Depot	42-54	L
D 27	at Manhattan	53-43	W
J 1	at Canisius	62-52	W
J 3	at Northwestern	41-61	L
J 4	at Loyola (Ill.)	43-44	L
J 5	at Valparaiso	58-72	L
J 12	at Utah State	47-29	W
J 18	Wyoming	36-41	L
J 25	Denver	48-23	W
J 26	Colorado State	42-41	W
F 1	at Denver	37-36	W
F 2	at Wyoming	57-41	W
F 9	at Utah	28-46	L
F 16	Colorado	53-65	L
F 23	Utah State	64-48	W
M 2	at Colorado State	40-47	L
M 4	at Colorado	42-60	L
M 9	Utah	53-71	L

1946-47

Record: 9-16
 Conference: 3-9, 6th SC
 Home: 6-4
 Road: 1-11
 Neutral: 2-1
 Long Win Streak: 3
 Long Loss Streak: 5
 Coach: Floyd Millet

DATE	OPPONENT	SCORE	W/L
N 30	Alumni	70-54	W
D 4	at Northern Arizona	41-54	L
D 5	vs. Arizona State	55-58	L
D 6	vs. Arizona State	52-33	W
D 11	Washington State	49-50	L
D 12	Washington State	44-38	W
D 14	Idaho State	50-39	W
D 20	vs. San Francisco+	45-36	W
D 21	at Nevada+	32-50	L
D 21	at Long Island	59-62	L
J 4	at Temple	57-55	W
J 6	at Western Kentucky	44-62	L
J 7	at Western Kentucky	40-59	L
J 17	at Colorado	44-56	L
J 18	at Denver	51-64	L
J 24	Wyoming	44-51	L
J 31	Colorado State	69-47	W
F 8	Utah	54-62	L
F 14	at Colorado State	48-51	L
F 15	at Wyoming	47-70	L
F 21	Colorado	47-36	W

F 22	Utah State	62-40	W
F 28	Denver	56-59	L
M 4	at Utah State	49-52	L
M 8	at Utah	66-82	L

1947-48

Record: 16-11
 Conference: 8-2, 1st SC
 Home: 9-0
 Road: 5-8
 Neutral: 2-3
 Postseason: 1-1
 Long Win Streak: 6
 Long Loss Streak: 4
 Coach: Floyd Millet

DATE	OPPONENT	SCORE	W/L
N 29	Alumni	65-54	W
	at Camp Monmouth	60-30	W
D 4	at CCNY (OT)	56-61	L
D 5	at Syracuse	52-74	L
D 6	at Niagara	54-53	W
D 8	at West Virginia	51-68	L
D 9	at Duquesne	39-51	L
D 15	Arizona State	46-45	W
D 16	Arizona State	48-45	W
D 26	vs. Arkansas+	65-58	W
D 27	vs. Syracuse+	45-53	L
D 30	vs. Idaho+	41-42	L
J 2	at Nevada	44-45	L
J 3	at Nevada	57-64	L
J 10	Ecuador	67-21	W
J 16	Denver	75-69	W
J 17	at Utah	65-63	W
J 23	at Denver	53-58	L
J 24	at Colorado State	64-51	W
J 26	at Wyoming	45-39	W
J 31	Utah State	66-47	W
F 7	Wyoming	57-42	W
F 16	Colorado State	79-48	W
F 21	Utah	55-51	W
F 28	at Utah State	65-68	L
M 8	vs. Delta State# (OT)	66-61	W
M 10	vs. Indiana State#	68-82	L

+ Los Angeles Invitational
 # National Intercollegiate Tournament. (Kansas City)

1948-49

Record: 21-13
 Conference: 12-8, 4th SC
 Home: 10-2
 Road: 8-8
 Neutral: 3-3
 Postseason: 1-1
 Long Win Streak: 7
 Long Loss Streak: 3
 Vs. Ranked Teams: 3-2
 Coach: Floyd Millet

DATE	OPPONENT	SCORE	W/L
N 20	Alumni	64-49	W
N 26	at Idaho State	58-43	W
N 27	at Idaho State	52-46	W
D 4	at CCNY	57-70	L
D 6	at Muhlenberg	60-56	W
D 8	at Valparaiso	62-57	W
D 10	at La Salle	54-76	L
D 17	San Jose State	60-47	W
D 18	San Jose State	73-67	W
D 29	vs. Montana+	74-76	L
D 30	vs. Marshall+	64-83	L
J 3	vs. Nevada+	59-56	W
J 4	vs. Nevada+	61-57	W
J 10	Denver	48-50	L
J 14	at Wyoming	48-59	L
J 15	at Wyoming	38-58	L
J 17	at Denver	51-48	W
J 21	Utah State	60-51	W
J 22	Utah State	64-56	W
J 24	Wyoming	54-42	W
J 29	at No. 10 Utah	56-55	W
J 31	at No. 10 Utah	65-45	W
F 4	at Colorado State	66-54	W
F 5	at Colorado State	54-62	L
F 7	at Denver	54-68	L
F 11	at Utah State	54-58	L
F 12	at Utah State	67-54	W
F 18	at No. 14 Utah	49-58	L
F 19	No. 14 Utah	52-54	L
F 21	No. 19 Wyoming	50-48	W
F 25	Colorado State	79-49	W
F 26	Colorado State	72-52	W
M 7	vs. N.W. Oklahoma State#	79-50	W
M 8	vs. N.W. Louisiana State#	57-59	L

+ Los Angeles Invitational

NAIB Tournament (Kansas City)

1949-50

Record: 22-12
 Conference: 14-6, 1st SC
 Home: 10-0
 Road: 9-8
 Neutral: 3-4
 Postseason: 1-1 NCAA
 Long Win Streak: 8
 Long Loss Streak: 5
 Vs. Ranked Teams: 3-0
 Coach: Stan Watts



STAN WATTS

Years: 1949-72 (23)
 Record: 371-254 (.594)

DATE	OPPONENT	SCORE	W/L
D 2	at Idaho State	67-44	W
D 3	at Idaho State	83-56	W
D 8	at Regis	53-37	W
D 9	vs. Wyoming	57-54	W
D 10	at Denver	56-54	W
D 13	vs. Culver-Stockton*	69-57	W
D 15	at Pepperdine*	39-45	L
D 16	vs. Gonzaga*	41-46	L
D 29	at Beloit*	61-63	L
D 31	at Toledo*	51-66	L
J 2	at Bowling Green	50-75	L
J 4	at Loyola (Ill.)	54-45	W
J 13	at Wyoming	39-46	L
J 14	at Wyoming	27-53	L
J 16	at Denver	63-45	W
J 20	Denver	55-39	W
J 21	Utah State	71-41	W
J 23	at Utah State	48-47	W
J 28	at Utah	71-51	W
J 30	Utah	61-51	W
F 3	Colorado State	46-42	W
F 4	Colorado State	58-45	W
F 10	at Denver	46-54	L
F 11	at Colorado State	30-40	L
F 13	at Colorado State	46-55	L
F 17	at Utah	42-56	L
F 18	Utah	56-46	W
F 24	at Utah State	60-46	W
F 25	Utah State	63-35	W
M 3	No. 18 Wyoming	55-44	W
M 4	No. 18 Wyoming	70-52	W
M 6	Denver	75-50	W
M 24	vs. Baylor#	55-56	L
M 25	vs. No. 7 UCLA#	83-62	W

* Los Angeles Invitational
 # NCAA (Kansas City)

1950-51

Record: 28-9
 Conference: 15-5, 1st SC
 Home: 13-1
 Road: 9-5
 Neutral: 6-3
 Postseason: 1-2 NCAA/3-0 NIT (NIT Champions)
 Long Win Streak: 9
 Long Loss Streak: 2
 Highest Rank: 11th AP
 Final Rank: 10th UPI, 11th AP
 Vs. Ranked Teams: 5-2
 Coach: Stan Watts

DATE	OPPONENT	SCORE	W/L
N 24	Regis	68-55	W
N 25	Regis	71-58	W
D 2	at Niagara	84-69	W
D 5	at CCNY	69-71	L
D 7	at Eastern Kentucky	63-58	W
D 9	at Marshall	70-57	W
D 19	Indiana State	75-72	W
D 20	Indiana State	79-58	W
D 27	vs. Utah*	49-58	L
D 29	vs. New Mexico*	64-56	W
D 30	vs. Colorado State*	77-52	W
J 5	at Denver	53-47	W
J 6	at Denver	41-42	L
J 8	at No. 10 Wyoming	61-57	W
J 12	at Utah State	72-59	W
J 13	at Utah State	68-72	L
J 19	No. 13 Wyoming	64-58	W
J 20	No. 13 Wyoming	65-38	W
J 25	Denver	91-58	W
J 27	Denver	60-44	W
F 2	Utah State	83-57	W
F 3	Utah State	51-42	W
F 8	Colorado State	70-42	W
F 9	Colorado State	65-40	W
F 16	at Utah	73-60	W
F 17	Utah	49-54	L
F 23	at Colorado State	50-45	W
F 24	at Colorado State	60-51	W
F 26	at Wyoming	49-50	L
M 2	at Utah	58-67	L
M 3	Utah	69-50	W
M 12	vs. No. 10 St. Louis+	75-58	W
M 15	vs. Seton Hall+	69-59	W
M 17	vs. No. 13 Dayton+	62-43	W
M 21	vs. San Jose State#	68-61	W
M 23	vs. No. 4 Kansas State#	54-64	L
M 24	vs. No. 15 Washington#	67-80	L

* Conference Tournament
 + NIT (New York)
 # NCAA (Kansas City)

1951-52

Record: 14-10
 Conference: 9-5, 2nd SC
 Home: 8-2
 Road: 6-6
 Neutral: 0-2
 Long Win Streak: 5
 Long Loss Streak: 2
 Vs. Ranked Teams: 0-2
 Coach: Stan Watts

DATE	OPPONENT	SCORE	W/L
D 1	Arizona	68-62	W
D 3	at Hamline	62-72	L
D 6	at St. John's	52-66	L
D 8	at Niagara	53-48	W
D 10	at Syracuse	58-63	L
D 12	at Toledo	58-57	W
D 21	Santa Clara	64-59	W
D 22	Santa Clara	66-61	W
D 28	vs. No. 1 Kentucky*	64-84	L
D 29	vs. Villanova*	58-72	L
J 11	Denver	55-51	W
J 12	Montana	80-56	W
J 19	Colorado State	68-47	W
J 24	at Denver	59-53	W
J 26	at New Mexico	72-49	W
F 1	at Utah State	40-57	L
F 2	Utah	48-51	L
F 8	at Montana	50-47	W
F 15	Utah State	69-67	W
F 16	Wyoming	43-48	L
F 23	New Mexico	90-61	W
F 29	at Colorado State	75-65	W
M 1	at No. 16 Wyoming	49-55	L
M 8	at Utah	50-61	L

* Sugar Bowl Tournament

1952-53

Record: 22-8
 Conference: 11-3, 2nd SC
 Home: 12-0
 Road: 8-7
 Neutral: 2-1
 Postseason: 0-1 NIT
 Long Win Streak: 7
 Long Loss Streak: 2
 Vs. Ranked Teams: 1-1
 Coach: Stan Watts

DATE	OPPONENT	SCORE	W/L
N 28	at Idaho State	69-44	W



ALL-TIME SEASON RESULTS

N 29	at Idaho State	65-47	W
D 5	Cal State-LA	82-49	W
D 6	Cal State-LA	56-37	W
D 12	San Francisco	53-52	W
D 16	Washington State	64-44	W
D 19	at Oregon State	69-66	W
D 20	at Oregon State	65-67	L
D 22	No. 17 St. Louis	86-69	W
D 27	at Eastern Kentucky	67-69	L
D 29	vs. Duke*	69-68	W
D 30	vs. Wake Forest*	84-58	W
D 31	at No. 9 N.C. State*	59-75	L
J 3	at Utah State	72-66	W
J 8	at Denver	55-54	W
J 10	at New Mexico	73-57	W
J 16	at Montana	51-56	L
J 23	Wyoming	71-42	W
J 24	Colorado State	75-47	W
J 30	Montana	91-56	W
J 31	Utah State	77-60	W
F 7	at Saint Mary's (Calif.)	78-50	W
F 8	at Santa Clara	64-72	L
F 14	Utah	62-50	W
F 21	at Utah	73-50	W
F 27	at Wyoming	59-63	L
F 28	at Colorado State	57-63	L
M 5	Denver	69-40	W
M 6	New Mexico	61-43	W
M 9	vs. Niagara+	76-82	L
* Dixie Classic			
+ NIT (New York)			

1953-54

Record: 18-11
 Conference: 9-5, 3rd SC
 Home: 12-2
 Road: 6-6
 Neutral: 0-3
 Postseason: 0-1 NIT
 Long Win Streak: 8
 Long Loss Streak: 4
 Highest Rank: 19th AP
 Vs. Ranked Teams: 0-1
 Coach: Stan Watts

DATE	OPPONENT	SCORE	W/L
D 4	Idaho State	70-59	W
D 5	Idaho State	63-50	W
D 11	TCU	59-48	W
D 12	TCU	71-61	W
D 18	Murray State	77-65	W
D 19	Murray State	89-66	W
D 22	San Francisco	68-61	W
D 26	at Manhattan*	75-58	W
D 28	vs. Duquesne*	47-69	L
D 30	vs. No. 13 La Salle*	62-74	L
J 2	at Bradley	50-77	L
J 5	at Saint Louis	74-86	L
J 8	Denver	81-58	W
J 9	New Mexico	76-63	W
J 14	at Utah State	68-73	L
J 16	at Montana	71-62	W
J 22	Montana	62-54	W
J 23	Utah State	75-63	W
J 29	at Washington	89-79	W
J 30	at Washington	51-55	L
F 12	at Wyoming	47-63	L
F 13	at Colorado State	76-77	L
F 19	at Utah	85-76	W
F 20	Utah	64-70	L
F 26	Wyoming	51-42	W
F 27	Colorado State	69-71	L
M 4	at New Mexico	84-79	W
M 6	at Denver	69-57	W
M 8	vs. St. Francis PA+	68-81	L
* Holiday Festival			
+ NIT (New York)			

1954-55

Record: 13-13
 Conference: 10-4, 2nd SC
 Home: 9-3
 Road: 4-10
 Long Win Streak: 5
 Long Loss Streak: 3
 Vs. Ranked Teams: 1-1
 Coach: Stan Watts

DATE	OPPONENT	SCORE	W/L
D 4	at Colorado	66-88	L
D 6	at Colorado	46-65	L
D 10	Washington	44-64	L
D 11	Washington (OT)	69-64	W
D 17	Baylor	78-66	W
D 18	Baylor	66-67	L
D 22	Michigan	70-60	W
D 30	at W. Kentucky	78-89	L

J 1	at Murray St. (OT)	85-86	L
J 4	at Manhattan	75-78	L
J 6	at New Mexico	92-62	W
J 8	at Denver	90-68	W
J 14	Montana	92-68	W
J 15	Utah State	58-62	L
J 21	at Colorado State	74-68	W
J 22	at Wyoming	60-68	L
J 28	at Oregon	71-82	L
J 29	at Oregon	76-81	L
F 11	No. 5 Utah (OT)	76-74	W
F 12	at No. 5 Utah	71-78	L
F 17	at Utah State	71-76	L
F 19	at Montana	63-62	W
F 25	Colorado State	94-65	W
F 26	Wyoming	75-62	W
M 4	Denver	78-62	W
M 5	New Mexico	74-48	W

1955-56

Record: 18-8
 Conference: 10-4, 2nd SC
 Home: 12-2
 Road: 5-6
 Neutral: 1-0
 Long Win Streak: 6
 Long Loss Streak: 2
 Highest Rank: 5th AP
 Vs. Ranked Teams: 0-2
 Coach: Stan Watts

DATE	OPPONENT	SCORE	W/L
D 2	UCLA	75-58	W
D 3	UCLA	67-65	W
D 9	Oregon	72-61	W
D 10	Oregon	83-52	W
D 16	Colorado	70-53	W
D 17	Colorado	84-53	W
D 21	at No. 2 North Carolina State	81-95	L
D 22	at Wake Forest	80-86	L
D 27	vs. Toledo*	89-70	W
D 28	at Detroit*	99-77	W
D 30	at Michigan	79-80	L
J 6	at Montana	73-64	W
J 13	Colorado State	61-49	W
J 14	Wyoming	74-48	W
J 21	No. 14 Oklahoma City	60-62	L
J 28	at Utah State	56-63	L
F 3	New Mexico	87-53	W
F 4	Denver	81-65	W
F 9	Utah State	92-62	W
F 11	at Utah	63-82	L
F 17	at Colorado State	59-70	L
F 18	at Wyoming	78-67	W
F 24	Utah	77-82	L
F 25	Montana	95-73	W
M 1	at New Mexico	75-69	W
M 3	at Denver	96-86	W
* Motor City Tournament			

1956-57

Record: 19-9
 Conference: 11-3, 1st SC
 Home: 11-1
 Road: 6-6
 Neutral: 2-2
 Postseason: 1-1 NCAA
 Long Win Streak: 7
 Long Loss Streak: 3
 Highest Rank: 14th UPI
 Final Rank: 14th UPI
 Vs. Ranked Teams: 1-1
 Coach: Stan Watts

DATE	OPPONENT	SCORE	W/L
N 20	Oregon State	55-62	L
D 1	Washington	70-66	W
D 6	at Iowa State	48-57	L
D 8	at Michigan State	61-79	L
D 14	at UCLA	69-74	L
D 15	at UCLA	59-58	W
D 21	Bowling Green	73-56	W
D 22	Bowling Green	78-69	W
D 26	at St. John's*	89-75	W
D 28	vs. Notre Dame*	66-91	L
D 29	vs. Ohio State	84-78	W
J 4	Montana	85-68	W
J 11	at Colorado State	66-61	W
J 12	at Wyoming	82-71	W
J 18	at Utah State	75-76	L
J 25	Utah State	93-76	W
J 26	Saint Mary's (Calif.)	69-65	W
F 2	at Denver	74-65	W
F 4	at New Mexico	73-60	W
F 10	Utah	81-77	W
F 15	Colorado State	81-66	W
F 16	Wyoming	69-47	W

F 21	at Utah	66-88	L
F 23	at Montana	63-71	L
M 1	New Mexico	67-41	W
M 2	Denver	65-51	W
M 15	vs. No. 13 California#	59-86	L
M 16	vs. No. 16 Idaho State#	65-54	W
* Holiday Festival Tournament			
# NCAA (Corvallis)			

1957-58

Record: 13-13
 Conference: 9-5, T2nd SC
 Home: 8-4
 Road: 5-9
 Long Win Streak: 8
 Long Loss Streak: 5
 Coach: Stan Watts

DATE	OPPONENT	SCORE	W/L
D 6	at Washington	45-43	W
D 7	at Washington	52-63	L
D 12	Iowa State	45-54	L
D 14	Portland	63-54	W
D 21	Oregon	55-63	L
D 23	Oregon	76-79	L
D 28	at Tennessee	68-83	L
D 30	at Alabama	74-77	L
J 2	at Vanderbilt	56-89	L
J 3	at Loyola (New Orleans)	90-84	W
J 10	at Montana	69-71	L
J 11	at Montana State	64-80	L
J 17	Colorado State	90-80	W
J 18	Wyoming	62-50	W
J 24	at Utah	81-67	W
J 31	at Utah State	67-55	W
F 1	Montana State	67-53	W
F 7	New Mexico	66-53	W
F 8	Denver	72-60	W
F 15	Utah State	69-66	W
F 21	at Wyoming	46-74	L
F 22	at Colorado State	49-74	L
F 27	Utah	56-74	W
M 1	Montana	81-73	W
M 6	at Denver	57-65	L
M 8	at New Mexico	77-54	W

1958-59

Record: 15-11
 Conference: 8-6, 4th SC
 Home: 11-2
 Road: 4-7
 Neutral: 0-2
 Long Win Streak: 5
 Long Loss Streak: 3
 Vs. Ranked Teams: 1-1
 Coach: Stan Watts

DATE	OPPONENT	SCORE	W/L
D 3	at Portland	77-72	W
D 5	at Oregon (OT)	75-79	W
D 6	at Oregon	67-71	L
D 12	Washington State	72-59	W
D 15	No. 3 Kansas State	77-68	W
D 19	Santa Clara	80-59	W
D 20	Santa Clara	75-65	W
D 22	Saint Mary's (Calif.)	72-67	W
D 27	vs. Dartmouth*	75-88	L
D 29	vs. Seton Hall* (OT)	80-82	L
J 1	at Ohio State	81-100	L
J 3	at Dayton	70-62	W
J 10	Montana	82-59	W
J 16	at Colorado State	62-72	L
J 17	at Wyoming	73-71	W
J 23	No. 20 Utah	56-70	L
J 30	Utah State	77-54	W
F 5	at New Mexico	85-77	W
F 7	at Denver	90-101	L
F 14	at Utah State	67-74	L
F 20	Wyoming	78-43	W
F 21	Colorado State	88-63	W
F 26	Utah (OT)	74-76	L
F 28	at Montana	68-93	L
M 6	Denver	72-67	W
M 7	New Mexico	92-62	W
* Queen City Invitational			

1959-60

Record: 8-17
 Conference: 5-9, 5th SC
 Home: 4-7
 Road: 3-10
 Neutral: 1-0
 Long Win Streak: 5
 Long Loss Streak: 1
 Vs. Ranked Teams: 0-5
 Coach: Stan Watts

DATE	OPPONENT	SCORE	W/L
D 4	Washington	54-52	W
D 5	Washington	52-60	L
D 11	at UCLA	42-62	L
D 12	at So. California	61-79	L
D 18	at Kansas State	55-86	L
D 19	at Kansas	64-96	L
D 21	Michigan State	79-75	W
D 22	No. 3 Ohio State	79-91	L
D 28	at Miami (Fla.)	93-110	L
D 29	vs. Florida	74-65	W
J 2	at Loyola (New Orleans) (OT)	76-84	L
J 9	at Montana	63-58	W
J 15	Colorado State	51-53	L
J 16	Wyoming	73-52	W
J 22	at No. 7 Utah	69-76	L
J 29	at No. 9 Utah State	53-84	L
F 5	New Mexico	95-67	W
F 6	Denver	66-86	L
F 13	No. 7 Utah State	64-75	L
F 19	at Wyoming	75-70	W
F 20	at Colorado State	53-65	L
F 25	No. 5 Utah	75-87	L
F 27	Montana	67-87	L
M 3	at Denver	68-88	L
M 5	at New Mexico	75-69	W

1960-61

Record: 15-11

Conference: 9-5, 3rd SC

Home: 10-4

Road: 4-6

Neutral: 1-1

Long Win Streak: 4

Long Loss Streak: 2

Vs. Ranked Teams: 1-1

Coach: Stan Watts

DATE	OPPONENT	SCORE	W/L
D 2	at Washington	65-63	W
D 3	at Washington	54-74	L
D 9	Oklahoma	56-60	L
D 10	Miami (Fla.)	112-80	W
D 12	TCU	74-65	W
D 15	Memphis State	72-75	L
D 17	New Mexico State	65-69	L
D 20	No. 20 Kansas	80-70	W
D 22	Kent State	66-51	W
D 27	at No. 5 Louisville	67-95	L
D 29	vs. Citadel*	83-94	L
D 30	vs. Louisiana State*	67-57	W
J 7	Montana	74-66	W
J 13	at Colorado State	49-73	L
J 14	at Wyoming	71-79	L
J 20	Utah	91-86	W
J 27	Utah State	75-57	W
F 2	at New Mexico	97-76	W
F 4	at Denver	89-60	W
F 13	at Utah State	73-94	L
F 17	Wyoming	89-80	W
F 18	Colorado State	58-65	L
F 23	at Utah	80-95	L
F 25	at Montana	72-64	W
M 3	Denver	74-67	W
M 4	New Mexico	70-65	W

* Poinsettia Tournament

1961-62

Record: 10-16

Conference: 5-9, 4th SC

Home: 8-4

Road: 2-12

Long Win Streak: 2

Long Loss Streak: 3

Coach: Stan Watts

DATE	OPPONENT	SCORE	W/L
D 1	UCLA	68-66	W
D 2	UCLA	86-83	W
D 8	at Santa Clara	53-64	L
D 9	at Santa Clara	55-72	L
D 15	at Oklahoma State	44-61	L
D 16	at Oklahoma	81-74	W
D 18	Air Force	66-68	L
D 20	San Jose State*	54-60	W
D 22	Pacific	69-67	W
D 27	at New Mexico State	64-70	L
D 29	at Arizona	58-60	L
D 30	at Arizona State	54-94	L
J 6	at Montana	63-59	W
J 12	Wyoming	73-63	W
J 13	Colorado State	69-75	L
J 23	at Utah	89-94	L
J 26	at Utah State	69-88	L
F 2	Denver	98-73	W
F 3	New Mexico	76-74	W

F 10	Utah State	70-80	L
F 15	at Colorado State	65-73	L
F 17	at Wyoming	71-87	L
F 22	Montana	101-86	W
F 24	Utah	80-106	L
M 1	at New Mexico	70-80	L
M 3	at Denver	88-91	L
* SJSU forfeited game			

1962-63

Record: 12-14

Conference: 6-4, 2nd WAC

Home: 7-7

Road: 4-7

Neutral: 1-0

Long Win Streak: 4

Long Loss Streak: 5

Vs. Ranked Teams: 0-3

Coach: Stan Watts

DATE	OPPONENT	SCORE	W/L
N 30	at Oregon	80-75	W
D 1	Oregon	62-80	L
D 7	Oklahoma City	71-79	L
D 8	Oklahoma City	61-70	L
D 14	Wichita State	61-67	L
D 15	Wichita State (OT)	89-91	L
D 21	Baylor	79-65	W
D 22	Baylor	75-57	W
D 26	at La Salle*	84-73	W
D 28	vs. Providence*	81-78	W
D 29	at St. Joseph's*	64-76	L
D 31	at No. 2 Ohio State	91-97	L
J 2	at Memphis State	76-99	L
J 5	at Utah State	58-69	L
J 11	at No. 3 Arizona State	84-89	L
J 12	at Arizona	80-75	W
J 19	Utah	71-53	W
J 26	Utah State	67-70	L
F 2	Montana	83-80	W
F 8	New Mexico	76-73	W
F 9	Wyoming	89-77	W
F 15	Arizona	77-72	W
F 16	No. 5 Arizona State	87-104	L
F 23	at Utah	100-106	L
F 28	at Wyoming	80-86	W
M 2	at New Mexico	59-84	L
* Quaker City Tournament			

1963-64

Record: 13-12

Conference: 5-5, 3rd WAC

Home: 7-4

Road: 4-7

Neutral: 2-1

Long Win Streak: 4

Long Loss Streak: 3

Vs. Ranked Teams: 0-1

Coach: Stan Watts

DATE	OPPONENT	SCORE	W/L
D 6	at UCLA	71-113	L
D 7	at So. California	74-67	W
D 12	Oklahoma State	64-71	L
D 14	Air Force	61-65	L
D 20	Rice	89-78	W
D 23	Michigan State	95-90	W
D 27	vs. Seattle*	77-74	W
D 28	vs. Oregon*	80-70	W
D 30	vs. No. 9 Oregon State	58-68	L
J 2	at Montana	89-65	W
J 4	at Montana State	96-83	W
J 10	New Mexico	57-59	L
J 11	Wyoming	96-91	W
J 18	at Denver	65-71	L
J 25	at Utah State	90-105	L
J 31	Utah State	73-90	L
F 1	Denver	57-56	W
F 8	at Utah	89-91	L
F 14	at Arizona State	85-110	L
F 15	at Arizona	67-80	L
F 22	Utah	75-72	W
F 28	Arizona State	106-90	W
F 29	Arizona	84-71	W
M 5	at New Mexico	80-84	L
M 7	at Wyoming	96-90	W
* Far West Classic			

1964-65

Record: 21-7

Conference: 8-2, 1st WAC

Home: 13-2

Road: 6-4

Neutral: 2-1

Postseason: 0-2 NCAA

Long Win Streak: 7

Long Loss Streak: 2
Highest Rank: 9th AP
Final Rank: 9th AP
Vs. Ranked Teams: 0-3
Coach: Stan Watts

DATE	OPPONENT	SCORE	W/L
D 4	Oregon	99-70	W
D 5	Oregon	98-79	W
D 11	at No. 2 Wichita State	76-93	L
D 12	at No. 2 Wichita State	65-81	L
D 18	Santa Clara	102-82	W
D 19	Santa Clara	109-80	W
D 22	Ohio State	112-71	W
D 28	vs. Creighton*	109-74	W
D 29	vs. DePaul*	75-84	L
D 30	vs. Xavier*	115-103	W
J 6	Seattle	92-72	W
J 9	at Utah State	99-90	W
J 15	at Arizona	73-75	L
J 16	at Arizona State	111-102	W
J 23	Utah	98-67	W
J 29	at Air Force	110-77	W
J 30	at Denver	96-85	W
F 4	Marquette	91-64	W
F 6	Utah State	89-80	W
F 11	at Wyoming	96-94	W
F 13	at New Mexico	70-89	L
F 20	at Utah	108-99	W
F 26	Arizona	92-88	W
F 27	Arizona State	104-91	W
M 5	Wyoming	102-87	W
M 6	New Mexico	70-67	W
M 13	No. 2 UCLA#	76-100	L
M 14	Oklahoma City#	102-112	L
* All College Tournament # NCAA (Provo)			

1965-66

Record: 20-5

Conference: 6-4, 2nd WAC

Home: 10-1

Road: 5-5

Neutral: 5-0

Postseason: 3-0 (NIT Champions)

Long Win Streak: 6

Long Loss Streak: 2

Highest Rank: 6th AP

Vs. Ranked Teams: 1-0

Coach: Stan Watts

DATE	OPPONENT	SCORE	W/L
D 3	Illinois	109-98	W
D 4	Houston	111-82	W
D 10	at Americas (exh.)	123-66	W
D 17	at Santa Clara	103-85	W
D 18	at Santa Clara	87-79	W
D 21	No. 2 St. Joseph's	103-83	W
D 27	at La Salle	69-71	L
D 29	vs. St. Bonaventure	99-87	W
D 30	vs. Cornell	105-92	W
J 7	Arizona State	95-81	W
J 8	Arizona	87-74	W
J 13	at New Mexico	78-81	L
J 15	at Wyoming	101-107	L
J 22	Utah State	115-81	W
F 5	at Utah	94-93	W
F 11	at Utah State	96-88	W
F 12	Denver	102-76	W
F 18	at Arizona State	94-101	L
F 19	at Arizona	62-76	L
F 25	New Mexico	89-60	W
F 26	Wyoming	98-90	W
M 5	Utah	115-100	W
M 14	vs. Temple+	90-78	W
M 17	vs. Army+	66-60	W
M 19	vs. NYU+	97-84	W
+ NIT (New York)			

1966-67

Record: 14-10

Conference: 8-2, 11st WAC

Home: 10-0

Road: 3-7

Neutral: 1-3

Long Win Streak: 5

Long Loss Streak: 2

Highest Rank: 7th AP

Vs. Ranked Teams: 1-2

Coach: Stan Watts

DATE	OPPONENT	SCORE	W/L
D 2	New Mexico State	97-66	W
D 9	Denver	87-64	W
D 10	St. Mary's (Calif.)	108-57	W
D 16	at Seattle (OT)	83-85	L

ALL-TIME SEASON RESULTS



D 17	at Oregon State	76-92	L
D 20	Loyola (Ill.)	113-98	W
D 26	vs. St. Joseph's*	61-67	L
D 27	vs. St. Bonaventure*	96-84	W
D 30	at No. 8 St. John's*	73-76	L
J 2	at Marquette	70-81	L
J 6	Utah State	92-66	W
J 13	at Arizona	77-64	W
J 14	at Arizona St. (OT)	78-74	W
J 20	Wyoming	97-75	W
J 21	No. 9 New Mexico	89-73	W
J 28	vs. No. 6 UTEP	76-85	L
F 4	at Utah State	88-113	L
F 11	at Utah	64-62	W
F 17	Utah	61-60	W
F 23	at New Mexico	75-97	L
F 25	at Wyoming	56-67	L
M 3	Arizona State	110-93	W
M 4	Arizona	70-58	W
M 11	vs. Wyoming	63-70	L

* Holiday Festival

1967-68

Record: 13-12

Conference: 4-6, T4th WAC

Home: 8-2

Road: 2-10

Neutral: 3-0

Long Win Streak: 3

Long Loss Streak: 3

Vs. Ranked Teams: 0-3

Coach: Stan Watts

DATE	OPPONENT	SCORE	W/L
D 2	at Denver	88-78	W
D 4	Texas Tech	72-58	W
D 9	Texas	63-50	W
D 14	at Illinois	55-63	L
D 16	at No. 2 Houston	69-102	L
D 22	Santa Clara	75-80	L
D 23	Santa Clara	91-46	W
D 28	vs. Xavier*	87-75	W
D 29	vs. Virginia Tech*	97-64	W
D 30	at Oklahoma City*	88-91	L
J 1	at St. Joseph's	74-88	L
J 6	Utah State	104-98	W
J 12	Arizona	72-62	W
J 13	Arizona State	94-78	W
J 18	at Wyoming	70-81	L
J 20	at No. 6 New Mexico	69-84	L
J 26	vs. UTEP	81-59	W
J 27	at Loyola (Ill.)	65-67	L
F 1	at Utah State	118-103	W
F 10	at Utah	89-91	L
F 16	No. 5 New Mexico	67-76	L
F 17	Wyoming	101-77	W
F 24	Utah	93-90	W
M 1	at Arizona State	97-99	L
M 2	at Arizona	85-96	L

* All College Tournament

1968-69

Record: 16-12

Conference: 6-4, T1st WAC

Home: 11-1

Road: 2-9

Neutral: 3-2

Postseason: 0-1 NCAA

Long Win Streak: 5

Long Loss Streak: 2

Vs. Ranked Teams: 0-2

Coach: Stan Watts

DATE	OPPONENT	SCORE	W/L
N 30	So. California	95-86	W
D 5	at New Mexico St.	65-83	L
D 7	Seattle	102-90	W
D 13	at San Francisco*	75-79	L
D 14	vs. No. 12 Houston*	75-98	L
D 20	Oregon State	89-67	L
D 21	Denver	97-67	W
D 23	Syracuse	73-77	L
D 26	vs. California ^	82-74	W
D 28	vs. Oregon ^ (OT)	74-82	L
D 30	vs. Oregon State ^	69-64	W
J 3	at Stanford	95-89	W
J 4	at Stanford	78-94	L
J 11	at Utah State	84-91	L
J 16	Wyoming	89-78	W
J 18	New Mexico	75-65	W
J 23	at Arizona	70-76	L
J 25	at Arizona State	94-109	L
J 30	Utah State	113-82	W
F 1	St. Francis	98-85	W
F 8	Utah	73-67	W
F 13	Arizona St.	102-89	W
F 15	Arizona	70-66	W

F 22	at Utah	85-98	L
F 27	at New Mexico (OT)	77-71	W
M 1	at Wyoming	69-79	L
M 5	vs. Wyoming	95-82	W
M 8	at New Mexico St.#	62-74	L

* Cable Car Classic
^ Far West Classic
NCAA (Las Cruces)

1969-70

Record: 8-18

Conference: 4-10, 7th WAC

Home: 6-6

Road: 1-10

Neutral: 1-2

Long Win Streak: 2

Long Loss Streak: 7

Vs. Ranked Teams: 0-2

Coach: Stan Watts

DATE	OPPONENT	SCORE	W/L
D 5	California	98-79	W
D 6	California	75-77	L
D 11	No. 3 New Mexico St. (OT)	78-80	L
D 13	San Jose State	92-77	W
D 18	at Texas Tech	88-81	W
D 20	at Texas (2OT)	73-76	L
D 22	at Denver	56-73	L
D 27	vs. Cornell*	62-68	L
D 29	vs. Georgia* (2OT)	89-82	W
D 30	vs. Wake Forest*	93-108	L
J 3	at Utah	76-82	L
J 8	at Arizona	77-90	L
J 10	at Arizona State	88-98	L
J 15	at Utah State	94-97	L
J 24	Utah	81-91	L
J 29	New Mexico	77-90	L
J 31	UTEP	87-72	W
F 5	at Colorado State	71-94	L
F 7	at Wyoming	73-98	L
F 12	Arizona State	97-91	W
F 14	Arizona	93-78	W
F 19	Wyoming	71-73	L
F 21	Colorado State	96-84	W
F 26	at UTEP	70-81	L
F 28	at New Mexico	68-82	L
M 4	No. 18 Utah State	73-86	L

* Quaker City Tournament

1970-71

Record: 18-11

Conference: 10-4, 1st WAC

Home: 12-0

Road: 5-9

Neutral: 1-2

Postseason: 0-2 NCAA

Long Win Streak: 5

Long Loss Streak: 3

Highest Rank: 20th AP

Final Rank: 20th AP

Vs. Ranked Teams: 3-3

Coach: Stan Watts

DATE	OPPONENT	SCORE	W/L
D 4	Stanford	70-62	W
D 5	Stanford	85-64	W
D 7	New Mexico State	86-75	W
D 11	at No. 9 So. California	65-101	L
D 12	at Oregon State	80-99	L
D 14	at Seattle	80-99	L
D 16	Denver	100-72	W
D 19	No. 15 Utah State	111-83	W
D 22	at Santa Clara*	68-67	W
D 29	vs. No. 11 Villanova* (OT)	102-93	W
D 30	at Hawaii*	90-94	L
J 8	at New Mexico	72-62	W
J 9	at UTEP	64-66	L
J 15	Colorado State	75-73	W
J 17	Wyoming	87-68	W
J 23	at No. 12 Utah State	70-72	L
J 28	at Arizona State	86-87	L
J 30	at Arizona	76-81	L
F 6	Utah	103-89	W
F 11	UTEP	75-48	W
F 13	New Mexico	70-68	W
F 19	at Wyoming	72-78	L
F 20	at Colo. St. (2OT)	98-92	W
F 26	Arizona	95-83	W
F 27	Arizona State	83-74	W
M 6	at Utah	98-87	W
M 13	at No. 16 Utah State	91-82	W
M 18	vs. No. 1 UCLA#	73-91	L
M 20	vs. Pacific#	81-84	L

* Rainbow Classic
NCAA (Salt Lake City)

1971-72

Record: 21-5

Conference: 12-2, 1st WAC

Home: 12-0

Road: 7-3

Neutral: 2-2

Postseason: 0-1 NCAA

Long Win Streak: 10

Long Loss Streak: 1

Highest Rank: 6th AP

Final Rank: 9th AP

Vs. Ranked Teams: 0-2

Coach: Stan Watts

DATE	OPPONENT	SCORE	W/L
D 3	Kansas State*	78-72	W
D 4	St. Joseph's*	73-72	W
D 9	New Mexico State	90-80	W
D 11	Creighton	96-68	W
D 15	at Oklahoma State	84-74	W
D 17	at Kansas ^	67-83	L
D 18	vs. Cincinnati ^	82-79	W
D 22	at Utah State	87-84	W
D 28	vs. No. 7 Indiana+	50-61	L
D 29	vs. Rice+	96-73	W
J 7	Arizona State	111-102	W
J 8	Arizona	88-67	W
J 15	at Utah	67-61	W
J 22	Utah State	101-82	W
J 27	at Colorado State	75-68	W
J 29	at Wyoming	101-74	W
F 3	New Mexico	70-62	W
F 5	UTEP (2OT)	57-53	W
F 11	at Arizona	86-78	W
F 12	at Arizona State	95-99	L
F 19	Utah	79-66	W
F 25	Wyoming	70-56	W
F 26	Colorado State	105-85	W
M 3	at UTEP	69-73	L
M 4	at New Mexico	61-60	W
M 11	vs. No. 5 Long Beach State# (OT)	90-95	L

* BYU Basketball Classic

^ Jayhawk Classic

+ Old Dominion Classic

NCAA (Pocatello)

1972-73

Record: 19-7

Conference: 9-5, T2nd WAC

Home: 11-3

Road: 5-3

Neutral: 3-1

Long Win Streak: 9

Long Loss Streak: 2

Highest Rank: 12th AP

Vs. Ranked Teams: 2-1

Coach: Glenn Potter

DATE	OPPONENT	SCORE	W/L
D 1	Santa Clara	84-73	W
D 2	Santa Clara	64-66	L
D 7	vs. No. 18 Michigan	83-77	W
D 9	Wisconsin-Milwaukee	101-83	W
D 13	Oklahoma State	96-69	W
D 16	Utah State	88-80	W
D 22	Cal-State Fullerton	89-68	W
D 28	vs. Texas A&M*	83-81	W
D 29	vs. No. 12 Florida State*	80-77	W
D 30	vs. No. 6 Long Beach State*	89-101	L
J 5	Colorado St. (OT)	86-93	L
J 6	Wyoming	62-58	W
J 11	at New Mexico	62-69	L
J 12	at UTEP	56-55	W
J 17	Niagara	93-83	W
J 20	at Utah State	79-69	W
J 25	Arizona	93-79	W
J 27	Arizona State	81-67	W
F 3	Utah	89-73	W
F 9	at Wyoming	67-54	W
F 10	at Colorado State	78-74	W
F 15	UTEP	48-43	W
F 17	New Mexico	66-76	L
F 23	at Arizona State	90-86	W
F 24	at Arizona	94-100	L
M 3	at Utah	71-86	L

* All College Tournament

1973-74

Record: 11-15

Conference: 6-8, 6th WAC

Home: 6-4

Road: 3-10

Neutral: 2-1

Long Win Streak: 3

Long Loss Streak: 4

Vs. Ranked Teams: 1-3

Coach: Glenn Potter

DATE	OPPONENT	SCORE	W/L
N 30	Weber State	77-76	W
D 1	Idaho State	83-82	W
D 7	at New Mexico State	72-78	L
D 8	at New Mexico State	74-93	L
D 13	at Denver	97-87	W
D 15	at No. 15 Kansas State	85-95	L
D 17	at Creighton in Omaha	86-99	L
D 22	Utah State	86-87	L
D 26	vs. No. 7 Indiana*	52-96	L
D 28	vs. Army*	81-72	W
D 29	vs. West Virginia*	85-83	W



GLENN POTTER
 Years: 1972-75 (3)
 Record: 42-36 (.538)

J 4	at UTEP	62-58	W
J 5	at No. 12 New Mexico	75-84	L
J 12	at Utah	86-104	L
J 19	at Utah State	86-93	L
J 25	No. 20 Arizona State	89-71	W
J 26	Arizona	91-93	L
J 31	at Colorado State	52-69	L
F 2	at Wyoming (OT)	78-75	W
F 7	New Mexico	77-96	L
F 9	UTEP	56-54	W
F 16	Utah	74-89	L
F 21	at Arizona	90-118	L
F 23	at Arizona State	77-100	L
F 28	Wyoming	74-62	W
M 2	Colorado State	70-69	W

* Far West Classic

1974-75

Record: 12-14
 Conference: 5-9, 6th WAC
 Home: 9-6
 Road: 3-8
 Long Win Streak: 3
 Long Loss Streak: 4
 Vs. Ranked Teams: 1-4
 Coach: Glenn Potter

DATE	OPPONENT	SCORE	W/L
N 29	Texas	80-72	W
D 6	at Weber State	63-76	L
D 7	Wichita State	69-80	L
D 13	at San Francisco	84-103	L
D 14	at Seattle	85-72	W
D 20	Rhode Island	82-49	W
D 21	Denver	90-89	W
D 28	Utah State	79-83	L
D 30	Bradley	100-87	W
D 31	Davidson	90-76	W
J 4	NE Louisiana	100-81	W
J 10	No. 12 Arizona State	80-110	L
J 11	No. 10 Arizona	66-83	L
J 18	at Utah	73-91	L
J 24	at UTEP	60-86	L
J 25	at New Mexico	96-78	W
F 1	at Utah State	84-92	L
F 7	Colorado State	88-75	W
F 8	Wyoming	75-73	W
F 14	at No. 19 Arizona	81-97	L
F 15	at No. 8 Arizona State	79-99	L
F 22	Utah	73-79	L
F 28	New Mexico (OT)	72-77	L
M 1	No. 15 UTEP	65-54	W
M 7	at Wyoming	67-64	W

M 8 at Colorado State

1975-76

Record: 12-14
 Conference: 6-8, T5th WAC
 Home: 7-5
 Road: 4-9
 Neutral: 1-0
 Long Win Streak: 3
 Long Loss Streak: 5
 Coach: Frank Arnold

DATE	OPPONENT	SCORE	W/L
D 4	at Pacific	66-71	L
D 6	at Pacific	89-62	W
D 12	Long Beach State*	84-76	W
D 13	St. John's*	65-78	L
D 17	at Utah State	76-87	L
D 19	Nevada-Reno	85-76	W
D 20	Weber State	89-80	W
D 22	at New Mexico State	79-90	L
D 29	vs. Texas ^ (OT)	91-86	W
D 30	at Old Dominion ^	80-77	W
J 2	at Niagara	60-75	L
J 10	Utah State	73-75	L
J 16	at Arizona	78-79	L
J 17	at Arizona State	68-83	L
J 24	Utah	74-76	L
J 30	New Mexico	81-67	W
J 31	UTEP	56-57	L
F 6	at Wyoming	94-80	W
F 7	at Colorado State	84-93	L
F 13	Arizona State	93-89	W
F 14	Arizona (OT)	79-74	W
F 21	at Utah	84-83	W
F 26	at UTEP	50-51	L
F 28	at New Mexico	74-79	L
M 5	Colorado State	81-85	L
M 6	Wyoming	82-60	W

* Cougar Classic
 ^ Old Dominion Classic

1976-77

Record: 12-15
 Conference: 4-10, 7th WAC
 Home: 6-6
 Road: 4-9
 Neutral: 2-0
 Long Win Streak: 3
 Long Loss Streak: 5
 Vs. Ranked Teams: 0-4
 Coach: Frank Arnold

DATE	OPPONENT	SCORE	W/L
N 26	Idaho State	102-84	W
N 27	at Weber State	75-96	L
D 1	Boise State	76-75	W
D 4	at Utah State (OT)	93-95	L
D 10	Seattle*	91-65	W
D 11	Niagara*	65-52	W
D 18	at Davidson	89-61	W
D 20	at No. 11 North Carolina	93-113	L
D 22	at Wichita State	63-69	L
D 27	vs. St. Joseph's ^	68-56	W
D 29	at Oklahoma City ^	68-78	L
D 30	vs. California ^	75-70	W
J 8	Utah State	85-77	W
J 14	Colorado State	41-49	L
J 15	Wyoming	97-64	W
J 20	at Arizona State (OT)	84-86	L
J 22	at No. 16 Arizona	85-113	L
J 27	UTEP	54-62	L
J 29	New Mexico	65-73	L
F 5	at Utah	61-81	L
F 10	at Wyoming	82-72	W
F 12	at Colorado State	67-78	L
F 17	No. 17 Arizona	62-64	L
F 19	Arizona State	65-84	L
F 25	at New Mexico	88-80	W
F 26	at UTEP	65-63	W
M 5	No. 20 Utah	54-67	L

* Cougar Classic
 ^ All College Tournament

1977-78

Record: 12-18
 Conference: 6-8, T4th WAC
 Home: 9-4
 Road: 3-12
 Neutral: 0-2
 Long Win Streak: 3
 Long Loss Streak: 4
 Vs. Ranked Teams: 0-4
 Coach: Frank Arnold

DATE	OPPONENT	SCORE	W/L
N 26	at UCLA	73-75	L

M 8	at Colorado State	81-92	L
N 28	Long Beach State	100-91	W
N 29	at Nevada-Reno	66-100	L
D 3	at Idaho State	87-94	L
D 9	Montana*	72-76	L
D 10	Cal-St. Fullerton*	75-80	L
D 13	McNeese State	78-68	W
D 16	at Illinois	74-81	L
D 17	at Bradley	86-79	W
D 21	at Utah State	89-91	L
D 23	at San Diego State	88-104	L
D 28	vs. No. 2 North Carolina ^	81-94	L
D 29	vs. Rhode Island ^	87-92	L
D 30	at Hawai'i ^	88-78	W
J 3	Weber State	81-76	W
J 7	Utah State (2OT)	85-84	W
J 12	at Wyoming	82-89	L
J 14	at Colorado State	66-76	L
J 19	Arizona	87-86	W
J 21	Arizona State	96-89	W
J 26	at No. 10 New Mexico	82-95	L
J 28	at UTEP (OT)	78-76	W
F 4	Utah	76-89	L
F 10	Colorado State	98-81	W
F 11	Wyoming	76-56	W
F 16	at Arizona State	75-76	L
F 18	at Arizona	90-104	L
F 23	UTEP	73-64	W
F 25	No. 5 New Mexico	66-71	L
M 4	at No. 19 Utah	74-81	L

* Cougar Classic
 ^ Rainbow Classic

1978-79

Record: 20-8
 Conference: 10-2, 1st WAC
 Home: 14-0
 Road: 5-6
 Neutral: 1-2
 Postseason: 0-1 NCAA
 Long Win Streak: 5
 Long Loss Streak: 2
 Vs. Ranked Teams: 0-2
 Coach: Frank Arnold

DATE	OPPONENT	SCORE	W/L
N 24	Hawaii	93-69	W
N 25	Portland State	111-82	W
D 1	at Baylor	92-86	W
D 2	at No. 13 Texas	57-96	L
D 6	Utah State	99-80	W
D 8	St. Joseph's*	90-71	W
D 9	Purdue*	76-64	W
D 14	at Rhode Island	76-85	L
D 16	at St. John's	83-90	L
D 21	Harvard	113-72	W
D 23	Oral Roberts	120-104	W
D 29	vs. Georgia Tech ^	81-83	L
D 30	vs. Houston ^	84-77	W
J 4	Denver	92-53	W
J 6	at Utah State	68-84	L
J 11	UTEP	80-56	W
J 13	New Mexico	100-83	W
J 20	at Utah	90-76	W
J 25	at Colorado State	98-83	W
J 27	at Wyoming (OT)	69-71	L
F 3	San Diego State	88-80	W
F 9	at New Mexico	65-66	L



FRANK ARNOLD
 Years: 1975-83 (8)
 Record: 137-94 (.593)

ALL-TIME SEASON RESULTS



F 10	at UTEP	77-68	W
F 17	Utah	76-50	W
F 22	Wyoming	78-73	W
F 24	Colorado State	66-61	W
M 1	at San Diego State	96-95	W
M 10	vs. No. 19 San Francisco	63-86	L

* Cougar Classic
 ^ Pillsbury Holiday Classic
 # NCAA (Tucson)

1979-80

Record: 24-5
 Conference: 13-1, 1st WAC
 Home: 12-2
 Road: 10-1
 Neutral: 2-2
 Postseason: 0-1 NCAA
 Long Win Streak: 12
 Long Loss Streak: 1
 Highest Rank: 12th AP
 Final Rank: 12th AP
 Vs. Ranked Teams: 0-1
 Coach: Frank Arnold

DATE	OPPONENT	SCORE	W/L
N 30	Illinois	76-86	L
D 1	Baylor	100-58	W
D 7	at Tulsa	73-71	W
D 8	at Oral Roberts	76-75	W
D 11	Cal-St. Fullerton	80-64	W
D 14	UC-Santa Barbara*	87-65	W
D 15	La Salle* (3OT)	108-106	W
D 18	at Long Beach St.	76-78	L
D 22	at Utah State	89-84	W
D 26	vs. Penn State ^	58-50	W
D 28	vs. No. 18 Oregon St. ^	71-86	L
D 29	vs. NC-Charlotte ^	104-91	W
J 3	at New Mexico	75-63	W
J 5	at UTEP	70-69	W
J 12	Utah	89-72	W
J 18	Wyoming	53-56	L
J 19	Colorado State	104-82	W
J 24	at San Diego St.	123-91	W
J 26	at Hawaii	34-33	W
J 31	UTEP	89-81	W
F 2	New Mexico	89-68	W
F 9	at Utah	83-82	W
F 12	Utah State	84-83	W
F 16	Alaska	93-59	W
F 21	at Colorado State	111-86	W
F 23	at Wyoming	39-30	W
F 28	Hawaii	107-82	W
M 1	San Diego State	114-81	W
M 8	vs. Clemson#	66-71	L

* Cougar Classic
 ^ Far West Classic
 # NCAA (Ogden)

1980-81

Record: 25-7
 Conference: 12-4, 3rd WAC
 Home: 13-0
 Road: 8-6
 Neutral: 4-1
 Postseason: 3-1 NCAA
 Long Win Streak: 7
 Long Loss Streak: 1
 Highest Rank: 15th AP
 Final Rank: 16th AP
 Vs. Ranked Teams: 4-2
 Coach: Frank Arnold

DATE	OPPONENT	SCORE	W/L
N 28	at Washington	80-70	W
N 29	at Oregon State	68-75	L
D 6	at Utah State	82-79	W
D 12	North Texas*	108-92	W
D 13	St. Mary's*	95-76	W
D 16	Michigan State	82-50	W
D 19	vs. No. 17 Illinois ^	80-75	W
D 20	at Tennessee ^	65-81	L
D 23	at Weber State	85-78	W
D 27	Utah State	104-89	W
J 2	at Air Force	77-65	W
J 3	at UNLV (OT)	92-90	W
J 8	San Diego State	84-73	W
J 10	Hawaii	91-74	W
J 15	at New Mexico	92-87	W
J 17	at UTEP	62-64	L
J 23	Colorado State	66-46	W
J 24	Wyoming	84-70	W
J 31	at No. 9 Utah	56-60	L
F 6	UNLV	86-77	W
F 7	Air Force	62-51	W
F 12	at Hawaii	77-72	W
F 14	at San Diego St.	72-73	L
F 19	UTEP	84-75	W

F 21	New Mexico	78-72	W
F 26	at Wyoming (2OT)	84-86	L
F 28	at Colorado State	80-69	W
M 7	No. 9 Utah	95-76	W
M 12	vs. Princeton#	60-51	W
M 14	vs. No. 10 UCLA#	78-55	W
M 19	vs. No. 7 Notre Dame#	51-50	W
M 21	vs. No. 5 Virginia#	60-74	L

* Cougar Classic
 ^ Volunteer Classic
 # NCAA (Providence/Atlanta)

1981-82

Record: 17-13
 Conference: 9-7, T4th WAC
 Home: 11-5
 Road: 6-7
 Neutral: 0-1
 Postseason: 0-1 NIT
 Long Win Streak: 3
 Long Loss Streak: 6
 Highest Rank: 15th AP
 Vs. Ranked Teams: 0-1
 Coach: Frank Arnold

DATE	OPPONENT	SCORE	W/L
N 21	vs. Virginia*	61-63	L
N 27	at UCLA	79-75	W
N 28	at Cal-State Fullerton	81-66	W
D 4	Oregon State	44-56	L
D 5	No. 18 UNLV	63-66	L
D 8	at Utah State	51-43	W
D 11	Idaho State ^	77-71	W
D 12	Western Carolina ^	86-63	W
D 15	Weber State	63-55	W
D 18	at Princeton	39-38	W
D 22	Cal Poly-Pomona	89-65	W
D 26	Utah State	74-79	L
J 2	UTEP	67-60	W
J 4	New Mexico	76-58	W
J 7	at Colorado State	40-50	L
J 9	at Wyoming	42-61	L
J 15	Utah	74-51	W
J 21	Air Force	54-40	W
J 23	Wyoming	25-27	L
J 28	at San Diego State	66-80	L
J 30	at Hawaii	60-62	L
F 6	Colorado State	60-54	W
F 12	at UNLV	50-52	L
F 13	at Air Force	49-41	W
F 19	at Utah	61-68	L
F 25	Hawaii	75-66	W
F 27	San Diego State	106-66	W
M 4	at UTEP	45-43	W
M 6	at New Mexico	65-67	L
M 10	Washington+	63-66	L

* Hall of Fame Classic
 ^ Cougar Classic
 + NIT (Provo)

1982-83

Record: 15-14
 Conference: 11-5, T1st WAC
 Home: 9-6
 Road: 6-7
 Neutral: 0-1
 Long Win Streak: 5
 Long Loss Streak: 5
 Vs. Ranked Teams: 0-1
 Coach: Frank Arnold

DATE	OPPONENT	SCORE	W/L
N 26	UCLA	82-85	L
N 27	Iowa	80-91	L
N 30	Utah State	69-75	L
D 4	at Michigan State	55-63	L
D 10	Long Beach State* (OT)	77-81	L
D 11	Fordham*	70-62	W
D 14	at Utah State	68-80	L
D 18	at Boise State	68-67	W
D 21	Providence	66-52	W
D 27	at No. 7 St. John's ^	64-75	L
D 29	vs. St. Joseph's ^	65-68	L
D 31	Princeton	51-32	W
J 6	at Weber State (2OT)	81-84	L
J 14	San Diego State	96-74	W
J 15	Hawaii	86-62	W
J 20	at Colorado State	77-63	W
J 22	at Wyoming	82-64	W
J 24	at Air Force	73-61	W
J 27	UTEP	49-65	L
J 29	New Mexico	66-48	W
F 5	at Utah	72-75	L
F 10	at Hawaii	69-80	L
F 12	at San Diego State	69-67	W
F 17	Colorado State	69-58	W
F 19	Air Force	66-57	W

F 25	at New Mexico	70-71	L
F 27	at UTEP	58-54	W
M 5	Utah (3OT)	62-64	L
M 12	Wyoming	54-41	W

* Cougar Classic

^ Holiday Festival

1983-84

Record: 20-11
 Conference: 12-4, 2nd WAC
 Home: 14-1
 Road: 5-8
 Neutral: 1-2
 Postseason: 1-1 NCAA
 Long Win Streak: 4
 Long Loss Streak: 2
 Vs. Ranked Teams: 1-5
 Coach: Ladell Andersen

DATE	OPPONENT	SCORE	W/L
N 26	at Utah State	78-90	L
N 30	Hofstra	119-84	W
D 9	Utah State*	81-83	L
D 10	St. Mary's (Calif.)*	106-74	W
D 16	vs. VCU ^	81-77	W
D 17	at No. 2 Kentucky ^	59-93	L
D 21	Oregon	79-78	W
D 23	Boise State	66-54	W
D 28	at No. 7 UCLA	73-82	L
J 7	Weber State (OT)	86-81	W
J 14	Utah (2OT)	113-105	W
J 19	at Hawaii	95-77	W
J 21	at San Diego State	75-79	L
J 26	Wyoming	74-61	W
J 28	Air Force	69-49	W
J 30	Colorado State	73-57	W
F 2	at New Mexico	86-73	W
F 4	at No. 7 UTEP	77-86	L
F 8	at Utah	82-79	W
F 11	at No. 3 Georgetown	51-67	L
F 14	Hawaii (2OT)	87-85	W
F 16	San Diego St. (OT)	94-92	W
F 18	Notre Dame	68-64	W
F 23	at Colorado State	65-70	L
F 25	at Wyoming	55-56	L
F 27	at Air Force	71-67	W
M 1	No. 8 UTEP	83-65	W
M 3	New Mexico	80-73	W
M 9	vs. New Mexico+	55-64	L
M 15	at UAB#	84-68	W
M 17	vs. No. 3 Kentucky#	68-93	L

* Cougar Classic
 ^ Kentucky Invitational
 + WAC Tournament (El Paso)
 # NCAA (Birmingham)

1984-85

Record: 15-14
 Conference: 9-7, T3rd WAC
 Home: 9-5
 Road: 4-7
 Neutral: 2-2
 Long Win Streak: 5
 Long Loss Streak: 4
 Vs. Ranked Teams: 1-0
 Coach: Ladell Andersen

DATE	OPPONENT	SCORE	W/L
N 30	vs. La Salle*	73-74	L
D 1	vs. Pacific*	72-63	L
D 4	Utah State	93-97	L
D 8	at Weber State	79-87	L
D 11	at Utah State (OT)	91-92	L
D 14	SW Missouri ^	66-46	W
D 15	Hofstra ^	86-76	W
D 19	UCLA	89-81	W
D 22	No. 7 Washington	84-75	W
D 28	vs. Villanova+	61-91	L
D 29	vs. Yale+	73-58	W
J 3	UTEP	62-60	W
J 5	New Mexico	70-76	L
J 12	at San Diego State	70-89	L
J 14	at Hawaii (OT)	88-78	W
J 17	at Air Force	79-72	W
J 19	at Colorado State	65-64	W
J 24	Wyoming	78-65	W
J 26	at Utah	63-62	W
J 31	San Diego State	71-77	L
F 2	Air Force	66-60	W
F 7	at New Mexico	74-76	L
F 9	at UTEP (3OT)	86-97	L
F 14	Colorado State	77-69	W
F 16	Air Force	71-61	W
F 23	at Notre Dame	58-67	L
F 28	at Wyoming	66-78	L
M 2	Utah (3OT)	85-86	L
M 4	Air Force**	79-82	L

* Stanford Invitational
 ^ Cougar Classic
 + Cotton States Classic
 ** WAC Tournament (Provo)

1985-86

Record: 18-14
 Conference: 11-5, 4th WAC
 Home: 12-4
 Road: 5-8
 Neutral: 1-2
 Postseason: 2-1 NIT
 Long Win Streak: 12
 Long Loss Streak: 3
 Vs. Ranked Teams: 2-1
 Coach: Ladell Andersen

DATE	OPPONENT	SCORE	W/L
N 30	Washington State	65-69	L
D 3	at Utah State	80-82	L
D 6	vs. TCU*	50-63	L
D 7	vs. Fordham*	75-72	W
D 10	Utah State	76-88	L
D 13	Long Beach State ^	94-75	W
D 14	Pepperdine ^	73-83	L
D 19	at Washington	68-74	L
D 21	at Oregon	69-72	L
D 28	Weber State (OT)	88-86	W
J 2	at No. 19 UTEP	64-69	L
J 4	at New Mexico	57-60	L
J 10	Hawaii	80-66	W
J 11	San Diego State	82-70	W
J 13	No. 16 Notre Dame (OT)	80-76	W
J 17	at Colorado State	68-63	W
J 18	at Air Force	65-57	W
J 21	at Oral Roberts	67-65	W
J 23	Air Force	66-45	W
J 25	Utah	87-69	W
F 6	at San Diego St.	81-71	W
F 8	at Hawaii	76-66	W
F 14	New Mexico	74-67	W
F 15	No. 15 UTEP	72-69	W
F 20	at Wyoming	56-66	L
F 22	at Utah	71-74	L
F 27	Colorado State	86-76	W
M 1	Wyoming	62-65	L
M 6	vs. New Mexico**	68-79	L
M 13	SMU+	67-63	W
M 18	UC-Irvine+	93-80	W
M 21	at Ohio State+	68-79	L

* Kactus Klassic
 ^ Cougar Classic
 ** WAC Tournament
 + NIT

1986-87

Record: 21-11
 Conference: 12-4, 2nd WAC
 Home: 10-4
 Road: 9-6
 Neutral: 2-1
 Postseason: 0-1 NCAA
 Long Win Streak: 8
 Long Loss Streak: 2
 Vs. Ranked Teams: 1-2
 Coach: Ladell Andersen



LADSELL ANDERSEN
 Years: 1983-89 (6)
 Record: 114-71 (.616)

DATE	OPPONENT	SCORE	W/L
N 21	at Oklahoma*	110-119	L

D 3	Utah State	100-86	W
D 6	at Notre Dame	46-62	L
D 9	at No. 4 Iowa	75-86	L
D 12	Arizona State ^	91-85	W
D 13	UC-Fullerton ^	56-59	L
D 16	at Utah State	97-93	W
D 18	at Weber State	84-69	W
D 20	Oral Roberts	95-73	W
D 23	No. 14 Pittsburgh	93-73	W
D 29	vs. Michigan St. +	96-88	W
D 30	at Santa Clara +	77-66	W
J 2	Colorado St. (OT)	75-67	W
J 3	Wyoming	77-74	W
J 6	SW Missouri (OT)	61-62	L
J 9	at UTEP	73-66	W
J 10	at New Mexico	89-102	L
J 15	San Diego State	94-82	W
J 17	Hawaii	90-79	W
J 22	Air Force	87-69	W
J 24	at Utah	80-70	W
J 30	at Air Force	91-93	L
J 31	at Colorado State	51-49	W
F 5	New Mexico	98-73	W
F 7	UTEP (OT)	91-93	L
F 14	Utah	58-65	L
F 21	at Wyoming	67-63	W
F 26	at San Diego State	85-68	W
F 28	at Hawaii	100-80	W
M 5	vs. Air Force** (OT)	82-79	W
M 6	at New Mexico**	86-93	L
M 12	vs. No. 16 New Orleans#	79-83	L

* Coca-Cola NIT Classic
 ^ Cougar Classic
 + Cable Car Classic
 ** WAC Tournament
 # NCAA (Birmingham)

1987-88

Record: 26-6
 Conference: 13-3, 1st WAC
 Home: 17-1
 Road: 9-3
 Neutral: 1-1
 Postseason: 1-1 NCAA
 Long Win Streak: 17
 Long Loss Streak: 1
 Highest Rank: 2nd AP
 Final Rank: 19th AP
 Vs. Ranked Teams: 3-0
 Coach: Ladell Andersen

DATE	OPPONENT	SCORE	W/L
N 27	Montana State	90-89	W
D 1	at Utah State	96-92	W
D 3	at Washington St.	60-54	W
D 5	at UCLA	87-80	W
D 11	Weber State*	104-71	W
D 12	Chicago State*	91-60	W
D 19	Utah State (OT)	121-112	W
D 29	La Salle	95-82	W
J 2	Cent. Connecticut	109-76	W
J 7	Hawaii	97-66	W
J 9	San Diego State	92-65	W
J 15	at No. 12 Wyoming	83-67	L
J 21	at No. 18 UTEP	81-71	W
J 23	at New Mexico	89-82	W
J 30	Air Force	95-75	W
F 2	Tulsa	72-57	W
F 4	Utah	82-64	W
F 6	at Ala.-Birmingham	83-102	L
F 9	Miami (Fla.)	99-86	W
F 11	No. 18 Wyoming	78-69	W
F 13	Colorado State	86-80	W
F 18	at San Diego St. (OT)	80-82	L
F 20	at Hawaii	72-70	W
F 23	at Colorado State	75-67	W
F 25	at Air Force	76-62	W
F 27	at Utah	60-62	L
M 3	New Mexico	89-82	W
M 5	UTEP (2OT)	80-83	L
M 10	Hawaii ^	76-74	W
M 11	UTEP ^	63-66	L
M 17	vs. UNC-Charlotte#	98-92	W
M 19	vs. Louisville#	76-97	L

* Cougar Classic
 ^ WAC Tournament (Provo)
 # NCAA (Atlanta)

1988-89

Record: 14-15
 Conference: 7-9, 5th WAC
 Home: 10-5
 Road: 3-8
 Neutral: 1-2
 Long Win Streak: 3
 Long Loss Streak: 4

Coach: Ladell Andersen

DATE	OPPONENT	SCORE	W/L
N 25	vs. Northeastern*	87-78	W
N 26	vs. St. John's*	77-83	L
D 1	at Weber State	78-80	L
D 3	UCLA	87-97	L
D 9	Texas-Arlington ^	87-70	W
D 10	St. Mary's (Calif.) ^	69-70	L
D 17	Utah State	96-85	W
D 21	at Utah State	74-72	W
D 23	Brown	90-65	W
J 5	at New Mexico	84-88	L
J 7	at UTEP	76-91	L
J 12	San Diego State	85-81	W
J 14	Hawaii	73-77	L
J 19	at Air Force (OT)	89-88	W
J 21	at Colorado State	84-69	W
J 24	Air Force	78-79	L
J 28	Wichita State	93-92	W
F 2	at Utah	86-90	L
F 4	at Miami (Fla.)	86-107	L
F 9	at San Diego St.	74-89	L
F 11	at Hawaii	66-68	L
F 14	UC-Berkeley	87-74	W
F 16	UTEP	84-76	W
F 18	New Mexico	90-79	W
F 23	at Wyoming	65-72	L
F 25	Utah	81-74	W
M 2	Wyoming	71-67	W
M 4	Colorado State	72-89	L
M 10	vs. Hawaii+	69-72	L

* Lapchick Tournament
 ^ Cougar Classic
 + WAC Tournament (SLC)

1989-90

Record: 21-9
 Conference: 11-5, T1st WAC
 Home: 16-0
 Road: 5-7
 Neutral: 0-2
 Postseason: 0-1 NCAA
 Long Win Streak: 10
 Long Loss Streak: 3
 Vs. Ranked Teams: 0-1
 Coach: Roger Reid

DATE	OPPONENT	SCORE	W/L
N 24	Siena	83-62	W
N 25	E. Washington	96-84	W
N 28	Weber State	81-65	W
N 30	Utah State	71-65	W
D 2	at Penn State	72-82	L
D 5	at Arizona State	65-64	W
D 8	North Texas*	97-68	W
D 9	UAB*	98-82	W
D 12	Utah State	69-68	W
D 21	Northwestern	69-68	W
D 23	at California	63-85	L
J 4	at Hawaii	71-80	L
J 6	at San Diego St.	63-60	W
J 11	UTEP (OT)	69-67	W
J 13	New Mexico	79-78	W
J 18	at Air Force	64-56	W
J 20	at Wyoming	65-60	W
J 25	Utah	65-49	W
J 27	Colorado State	67-52	W
F 1	San Diego State	75-58	W
F 3	Hawaii	68-65	W
F 7	at Tulsa	66-64	W
F 10	at Utah	73-89	L
F 15	at New Mexico	51-60	L
F 17	at UTEP	63-64	L
F 22	Wyoming	75-64	W
F 24	Air Force	67-42	W
M 1	at Colorado State	57-59	L
M 8	vs. Utah (OT)+	61-62	L
M 15	vs. No. 17 Clemson!#	47-49	L

! (win later vacated by the NCAA)
 * Cougar Classic
 + WAC Tournament (El Paso)
 # NCAA (Hartford)

1990-91

Record: 21-13
 Conference: 11-5, 2nd WAC
 Home: 10-6
 Road: 7-4
 Neutral: 4-3
 Postseason: 1-1 NCAA
 Long Win Streak: 5
 Long Loss Streak: 2
 Vs. Ranked Teams: 1-5
 Coach: Roger Reid

ALL-TIME SEASON RESULTS



DATE	OPPONENT	SCORE	W/L
N 14	E. Tennessee St.*	80-83	L
N 24	Utah State	98-94	W
N 29	at Weber State	69-57	W
D 1	at Utah State	63-58	W
D 4	at La Salle	81-93	L
D 7	Eastern Kentucky ^	90-86	W
D 8	No. 17 St. John's ^	62-67	L
D 12	Arizona State	74-82	L
D 19	James Madison	84-66	W
D 21	Stetson	75-77	L
D 22	Tulsa	62-60	W
D 27	vs. No. 12 S. Carolina+	49-52	L
D 29	vs. Rutgers+	70-85	L
J 3	at San Diego State	73-61	W
J 5	at Hawaii	65-74	L
J 10	UTEP	83-67	W
J 12	New Mexico	72-65	W
J 17	at Colorado State	72-55	W
J 19	at Wyoming	80-86	L
J 25	Air Force	72-55	W
J 26	Wyoming	72-77	L
J 31	Colorado State	69-52	W
F 2	at UTEP	69-65	W
F 7	San Diego State	75-55	W
F 9	Hawaii	82-74	W
F 14	at New Mexico	83-76	W
F 16	at No. 14 Utah	74-81	L
F 23	at Air Force	70-61	L
M 2	No. 9 Utah (OT)	71-72	L
M 7	vs. Colorado St.**	69-56	W
M 8	vs. Hawaii** (OT)	73-71	W
M 9	vs. No. 8 Utah** (OT)	51-49	W
M 14	vs. Virginia#	61-48	W
M 16	vs. No. 8 Arizona#	61-76	L

^ Dodge NIT
 ^ Cougar Classic
 + Holiday Festival
 ** WAC Tournament (Laramie)
 # NCAA (SLC)

1991-92

Record: 25-7
 Conference: 12-4, T1st WAC
 Home: 14-1
 Road: 7-4
 Neutral: 4-2
 Postseason: 0-1 NCAA
 Long Win Streak: 7
 Long Loss Streak: 1
 Vs. Ranked Teams: 1-2
 Coach: Roger Reid

DATE	OPPONENT	SCORE	W/L
N 26	at Utah State	82-66	W
D 5	at Tulsa	102-86	W
D 7	at James Madison	66-63	W
D 13	Utah State*	93-77	W
D 14	Princeton*	65-59	W
D 19	McNeese State	104-64	W
D 21	Weber State	81-68	W
D 28	vs. No. 11 Michigan ^	83-86	L
D 29	vs. Florida ^	79-73	W
J 4	Tennessee Tech	95-68	W
J 9	at UTEP	69-89	L
J 11	Colorado State	72-51	W
J 16	Wyoming	68-59	W
J 18	Air Force	66-45	W
J 23	at Wyoming	67-72	L
J 25	at Colorado St. (OT)	79-74	W
J 30	New Mexico	85-65	W
F 1	No. 19 UTEP	80-63	W
F 6	at San Diego St.	89-59	W
F 8	at Hawaii	83-87	L
F 13	at Air Force	68-60	W
F 15	La Salle	80-81	L
F 20	Utah	58-56	W
F 22	at New Mexico (OT)	84-95	L
F 27	Hawaii	81-64	W
F 29	San Diego State	98-78	W
M 3	Cal St Northridge	100-68	W
M 7	at Utah	87-73	W
M 12	vs. Air Force+	72-51	W
M 13	vs. Utah+	75-62	W
M 14	vs. UTEP+	73-71	W
M 19	vs. No. 25 LSU#	83-94	L

* Cougar Classic
 ^ Red Lobster (Orlando)
 + WAC Tournament (Fort Collins)
 # NCAA (Boise)

1992-93

Record: 25-9
 Conference: 15-3, T1st WAC
 Home: 13-1
 Road: 8-3

Neutral: 4-5
 Postseason: 1-1 NCAA
 Long Win Streak: 13
 Long Loss Streak: 3
 Highest Rank: 21st AP
 Vs. Ranked Teams: 1-3
 Coach: Roger Reid

DATE	OPPONENT	SCORE	W/L
D 1	Arizona State	108-98	W
D 4	at Utah State	93-83	W
D 8	at Weber St. (OT)	77-83	L
D 11	Southern Utah*	108-62	W
D 12	Georgia*	74-64	W
D 18	Utah State	89-65	W
D 21	vs. No. 9 Oklahoma ^	76-75	W
D 22	vs. Memphis St. ^ (OT)	73-67	W
D 23	vs. No. 1 Duke ^	66-89	L
D 28	vs. Oregon+	70-76	L
D 29	vs. Oregon State+	79-93	L
J 2	UTEP	79-73	W
J 4	New Mexico	70-56	W
J 9	Utah	53-54	L
J 14	at Fresno State	72-57	W
J 16	at Air Force	103-68	W
J 21	San Diego State	76-64	W
J 23	Hawaii (OT)	84-80	W
J 28	at Colorado State	70-63	W
J 30	at Wyoming	77-64	W
F 4	Colorado State	81-57	W
F 6	Wyoming	75-62	W
F 11	at Hawaii	62-56	W
F 13	at San Diego State	80-73	W
F 18	Fresno State	90-74	W
F 20	Air Force	98-80	W
F 25	Sacramento State	128-78	W
F 27	at No. 11 Utah	83-89	L
M 4	at UTEP	84-63	W
M 6	at New Mexico	76-79	L
M 11	vs. Hawaii**	85-71	W
M 12	vs. New Mexico**	59-68	L
M 18	vs. SMU#	80-71	W
M 20	vs. No. 9 Kansas#	76-90	L

* Cougar Classic
 ^ Maui Invitational (Hawaii)
 + Far West Classic (Portland, Oregon)
 ** WAC Tournament (SLC)
 # NCAA (Chicago)

1993-94

Record: 22-10
 Conference: 12-6, 3rd WAC
 Home: 14-2
 Road: 5-6
 Neutral: 3-2
 Postseason: 1-1 NIT
 Long Win Streak: 6
 Long Loss Streak: 2
 Vs. Ranked Teams: 0-1
 Coach: Roger Reid

DATE	OPPONENT	SCORE	W/L
N 27	at Arizona State	95-106	L
D 3	vs. S. Carolina*	72-68	W
D 4	vs. No. 4 N. Carolina*	65-97	L
D 10	Nicholls State ^	111-96	W
D 11	Oklahoma Baptist ^	78-76	W
D 14	Utah State	78-65	W
D 17	Texas Tech	84-74	W
D 21	Weber State	92-79	W
D 28	W. Washington	106-74	W
J 3	at New Mexico	68-74	L
J 5	at UTEP	67-59	W
J 8	at Utah	64-62	W
J 13	Fresno State	73-65	W
J 15	Air Force	87-73	W
J 20	at San Diego St. (OT)	83-82	W
J 22	at Hawaii	66-69	L
J 27	Wyoming	82-66	W
J 29	Colorado State	79-66	W
F 3	at Wyoming	65-79	L
F 5	at Colorado St. (OT)	72-70	W
F 10	San Diego State	101-87	W
F 12	Hawaii	85-79	W
F 17	at Air Force	94-82	W
F 19	at Fresno State	68-73	L
F 26	Utah	73-70	W
M 3	New Mexico (OT)	82-84	L
M 5	UTEP	61-62	L
M 10	vs. Utah+	96-65	W
M 11	vs. Fresno State+	87-72	W
M 12	vs. Hawaii+	66-73	L
M 17	Arizona State#	74-67	W
M 22	at Fresno State#	66-68	L

* Tournament of Champions (Charlotte)
 ^ Cougar Classic
 + WAC Tournament (SLC)

NIT

1994-95

Record: 22-10
 Conference: 13-5, T2nd WAC
 Home: 14-0
 Road: 5-7
 Neutral: 3-3
 Postseason: 0-1 NCAA
 Long Win Streak: 7
 Long Loss Streak: 3
 Vs. Ranked Teams: 1-0
 Coach: Roger Reid

DATE	OPPONENT	SCORE	W/L
N 23	vs. Oklahoma St.*	69-59	W
N 25	vs. Louisville*	75-60	W
N 26	vs. Minnesota*	74-79	L
D 1	at Utah State	59-83	L
D 3	Nevada-Reno	96-80	W
D 6	Mississippi State (OT)	74-68	W
D 9	Southern Utah ^	82-67	W
D 10	Northwestern St. ^	80-53	W
D 17	NE Louisiana	87-69	W
D 21	at Weber State	74-86	L
D 29	at San Jose State+	74-61	W
D 30	vs. Santa Clara+	76-55	W
J 3	Utah	64-57	W
J 7	at Air Force	89-68	W
J 9	at Fresno State	69-61	W
J 12	San Diego State	66-57	W
J 14	Hawaii	74-67	W
J 19	at Colorado State	72-80	L
J 21	at Wyoming	58-52	W
J 26	UTEP (OT)	95-89	W
J 28	New Mexico	81-63	W
F 2	at UTEP (OT)	85-98	L
F 4	at New Mexico	74-72	W
F 9	Colorado State	76-68	W
F 11	Wyoming	78-72	W
F 16	at Hawaii	70-73	L
F 18	at San Diego St.	52-58	L
F 23	Fresno State	81-59	W
F 25	Air Force	79-72	W
M 4	at Utah	79-87	L
M 9	vs. Colorado St.**	73-75	L
M 16	vs. Tulane#	70-76	L

* Great Alaska Shootout
 ^ Cougar Classic
 + Cable Car Classic (San Jose)
 ** WAC Tournament (Albuquerque)
 # NCAA (Memphis)

1995-96

Record: 15-13
 Conference: 9-9, 5th WAC
 Home: 11-4
 Road: 4-8
 Neutral: 0-1
 Long Win Streak: 4
 Long Loss Streak: 3
 Vs. Ranked Teams: 0-3
 Coach: Roger Reid

DATE	OPPONENT	SCORE	W/L
N 25	Boise State	86-71	W
N 28	at Nevada-Reno	77-79	L
D 2	at No. 8 Mississippi St.	74-79	L
D 5	Utah State	76-52	W
D 8	CS-Northridge*	99-74	W
D 9	Louisiana Tech*	74-64	W
D 12	Weber State	91-86	W
D 22	at Texas Tech	71-81	L
D 28	Morgan State	110-69	W
J 2	at No. 15 Utah	77-83	L
J 8	Air Force	68-64	W
J 10	Fresno State	97-84	W
J 13	at San Diego State	76-83	L
J 15	at Hawaii	78-77	W
J 18	Wyoming	84-75	W
J 20	Colorado State	76-78	L
J 25	at New Mexico	77-83	L
J 27	at UTEP	90-82	W
F 1	New Mexico	81-88	L
F 3	UTEP	82-71	W
F 8	at Colorado St.	76-81	L
F 10	at Wyoming	81-71	W
F 15	San Diego State	81-68	W
F 17	Hawaii	89-94	L
F 22	at Air Force	80-66	W
F 24	at Fresno State	83-95	L
M 2	No. 10 Utah	85-96	L
M 7	vs. Colorado St. +	84-100	L

* Cougar Classic
 + WAC Tournament (Albuquerque)

1996-97



ROGER REID
 Years: 1989-96 (8)
 Record: 152-77 (.664)

Record: 1-25
 Conference: 0-16, 8th WAC
 Home: 1-13
 Road: 0-12
 Long Win Streak: 1
 Long Loss Streak: 21
 Vs. Ranked Teams: 0-5
 Coach: Roger Reid/Tony Ingle

DATE	OPPONENT	SCORE	W/L
N 22	Cal St.-Fullerton	67-75	L
N 26	at Washington	44-95	L
N 30	Pacific	58-80	L
D 4	at Weber State	80-97	L
D 10	Utah State	64-61	W
D 13	Boise State*	58-65	L
D 14	Houston*	69-89	L
D 21	at Georgia	65-84	L
D 27	at Penn State	53-75	L
D 31	San Diego St. (OT)	86-89	L
J 4	at Wyoming	61-89	L
J 11	No. 9 Utah	51-61	L
J 16	at TCU	61-101	L
J 18	at SMU	50-75	L
J 23	Rice	59-62	L
J 25	No. 24 Tulsa	56-72	L
F 1	at UTEP	49-75	L
F 3	at No. 13 New Mexico	32-74	L
F 6	at No. 5 Utah	49-85	L
F 8	Wyoming	60-72	L
F 13	TCU	80-92	L
F 15	Southern Methodist	62-74	L
F 20	at Tulsa	65-80	L
F 22	at Rice	44-68	L
F 27	No. 11 New Mexico	48-90	L
M 1	UTEP	76-81	L

* Cougar Classic

1997-98

Record: 9-21
 Conference: 4-10, 6th WAC
 Home: 4-10
 Road: 4-9
 Neutral: 1-2
 Long Win Streak: 2
 Long Loss Streak: 9
 Vs. Ranked Teams: 1-3
 Coach: Steve Cleveland

DATE	OPPONENT	SCORE	W/L
N 14	at San Diego St.	73-59	W
N 19	Washington State	49-78	L
N 21	Oregon	67-74	L
N 29	at Utah State	69-72	L
D 2	Penn State	50-80	L
D 6	at Boise State	67-83	L
D 9	Washington	68-83	L
D 12	Weber State*	83-70	W
D 13	Pepperdine*	53-52	W
D 22	at California	64-68	L
D 27	at Hawaii	53-73	L
D 28	vs. Virginia	54-72	L
D 29	vs. Ohio State	72-65	W
J 5	at Tulsa	57-53	W
J 10	No. 3 Utah	61-71	L
J 15	Wyoming	60-41	W
J 17	Colorado State	44-55	L
J 22	at UNLV	63-76	L

J 24	at Air Force	61-80	L
J 29	No. 14 New Mexico	54-72	L
J 31	UTEP	59-68	L
F 5	at No. 5 Utah	68-83	L
F 7	Tulsa	59-65	L
F 12	at Colorado State	74-83	L
F 14	at Wyoming	54-77	L
F 19	Air Force	79-60	W
F 21	UNLV	76-84	L
F 26	at No. 16 New Mexico	83-62	W
F 28	at UTEP (3OT)	76-75	W
M 3	vs. Tulsa+	56-59	L

* Cougar Classic
 + WAC Tournament (Las Vegas)

1998-99

Record: 12-16
 Conference: 6-8, 5th WAC
 Home: 9-5
 Road: 2-10
 Neutral: 1-1
 Long Win Streak: 3
 Long Loss Streak: 4
 Vs. Ranked Teams: 0-5
 Coach: Steve Cleveland

DATE	OPPONENT	SCORE	W/L
N 13	Wofford	73-67	W
N 19	at Weber State	80-83	L
N 23	at Auburn	43-62	L
N 28	No. 11 Arizona (OT)	74-78	L
D 1	Denver	89-71	W
D 5	at Oregon	62-93	L
D 8	at Washington St.	69-70	L
D 11	Louisiana Tech*	76-68	W
D 12	CS-Northridge*	84-78	W
D 19	California	70-71	L
D 22	at UC-Irvine	75-82	L
J 2	Utah State	61-59	W
J 9	at Utah	54-75	L
J 14	at San Diego State	83-76	W
J 16	at Hawaii	60-59	W
J 21	San Jose State	75-44	W
J 23	Fresno State	75-79	L
J 28	at UTEP	72-87	L
J 30	at No. 12 New Mexico	68-78	L
F 6	No. 20 Utah	46-71	L
F 11	Hawaii	81-68	W
F 13	San Diego State	93-76	W
F 18	at Fresno State	71-80	L
F 20	at San Jose St. (OT)	74-76	L
F 25	No. 21 New Mexico	64-85	L
F 27	UTEP	85-64	W
M 2	vs. TCU+	90-74	W
M 4	vs. No. 8 Utah+	62-81	L

* Cougar Classic
 + WAC Tournament (Las Vegas)

1999-2000

Record: 22-11
 Conference: 7-7, 6th MWC
 Home: 14-2
 Road: 6-9
 Neutral: 2-0
 Postseason: 2-1 NIT
 Long Win Streak: 5
 Long Loss Streak: 2
 Vs. Ranked Teams: 0-2
 Coach: Steve Cleveland

DATE	OPPONENT	SCORE	W/L
N 20	Cal St.-Riverside	91-62	W
N 24	Southern Utah	92-66	W
D 1	at No. 4 Arizona	62-86	L
D 4	at Denver	81-58	W
D 7	Arizona State	78-67	W
D 10	Texas Southern*	76-61	W
D 11	Weber State*	66-53	W
D 18	S. Carolina State	76-43	W
D 21	at South Alabama	63-64	L
D 23	at Florida International (OT)	83-75	D
D 29	at CS-Santa Barbara	57-48	W
J 5	UC-Irvine	77-66	W
J 8	at Utah State	82-73	W
J 10	at UNLV	77-75	W
J 15	Utah	49-56	L
J 20	Wyoming	87-78	W
J 22	Colorado State	68-47	W
J 27	at Air Force	55-60	L
J 29	at New Mexico	69-78	L
F 3	at San Diego State	72-50	W
F 12	at No. 21 Utah	62-77	L
F 17	New Mexico	74-78	L
F 19	UNLV	83-82	W
F 24	at Colorado State	54-68	L
F 26	at Wyoming	70-85	L

M 2	Air Force	73-52	W
M 4	San Diego State	67-50	W
M 9	vs. New Mexico^	55-43	W
M 10	vs. Utah^	58-54	W
M 11	at UNLV^	56-79	L
M 15	Bowling Green+	81-54	W
M 20	So. Illinois+	82-57	W
M 22	at Notre Dame+	52-64	L

* Cougar Classic
 ^ MWC Tournament (Las Vegas)
 + NIT

2000-01

Record: 24-9
 Conference: 10-4, T1st MWC
 Home: 15-0
 Road: 4-6
 Neutral: 5-3
 Postseason: 0-1 NCAA
 Long Win Streak: 6
 Long Loss Streak: 2
 Coach: Steve Cleveland

DATE	OPPONENT	SCORE	W/L
N 21	Elon College	100-63	W
N 25	UC Santa Barbara	67-53	W
N 30	at San Francisco	70-80	L
D 2	at Arizona State	52-80	L
D 7	Florida Intl.	78-50	W
D 9	vs. Rice	59-49	W
D 14	Southern Utah	58-52	W
D 16	Utah State	69-67	W
D 21	vs. Boise State*	83-67	W
D 22	vs. Iowa St.*	71-77	L
D 23	vs. USC*	67-70	L
D 28	at Weber State	84-75	W
D 30	South Alabama	64-42	W
J 2	Idaho	75-47	W
J 6	Texas A&M Corpus C.	84-68	W
J 13	San Diego State	79-50	W
J 15	UNLV	91-63	W
J 20	at Colorado State	55-60	L
J 22	at Wyoming	78-85	L
J 29	Utah	69-61	W
F 1	Air Force	62-45	W
F 3	New Mexico	65-49	W
F 10	at UNLV	56-68	L
F 12	at San Diego State	69-66	W
F 15	Wyoming	79-63	W
F 17	Colorado State	68-51	W
F 24	at Utah	75-82	L
M 1	at New Mexico	72-67	W
M 3	at Air Force	51-50	W
M 8	vs. Air Force^	69-54	W
M 9	vs. Wyoming^	77-66	W
M 10	vs. New Mexico^	69-65	W
M 15	vs. Cincinnati#	59-84	L

* Yahoo Sports Invitational (Laie, HI)
 ^ MWC Tournament (Las Vegas) - Champion
 # NCAA (San Diego)

2001-02

Record: 18-12
 Conference: 7-7, T4th MWC
 Home: 16-0
 Road: 1-11
 Neutral: 1-1
 Postseason: 1-1 NIT
 Long Win Streak: 8
 Long Loss Streak: 3
 Coach: Steve Cleveland

DATE	OPPONENT	SCORE	W/L
N 17	at San Diego	70-59	W
N 24	Arizona State	82-70	W
N 28	at UC Santa Barbara	58-68	L
D 1	at Utah State (OT)	81-90	L
D 5	Weber State	65-47	W
D 8	Creighton	61-52	W
D 12	Fort Lewis	101-53	W
D 15	Idaho	70-48	W
D 22	vs. No. 13 Stanford*	81-76	W
D 27	CS-Northridge	84-70	W
D 29	Southern Utah	79-58	W
J 2	San Francisco	65-51	W
J 5	at Pepperdine (OT)	79-82	L
J 12	San Diego State	75-64	W
J 15	UNLV	60-47	W
J 19	at New Mexico	58-73	L
J 21	at Air Force	64-74	L
J 28	at Utah	66-71	L
F 2	Wyoming	85-70	W
F 4	Colorado State	57-52	W
F 9	at UNLV	70-73	L
F 11	at San Diego State	73-77	L
F 16	New Mexico	68-62	W

ALL-TIME SEASON RESULTS



F 18 Air Force 67-51 W
 F 23 Utah 63-61 W
 F 28 at Wyoming 60-76 L
 M 2 at Colorado State (OT) 75-79 L
 M 7 vs. San Diego State ^ 51-62 L
 M 14 UC Irvine + 78-55 W
 M 20 at Memphis + 69-80 L
 * Las Vegas Showdown
 ^ MWC Tournament (Las Vegas)
 + NIT

2002-03

Record: 23-9
 Conference: 11-3, 11st MWC
 Home: 13-1
 Road: 6-5
 Neutral: 4-3
 Postseason: 0-1 NCAA
 Long Win Streak: 5
 Long Loss Streak: 2
 Vs. Ranked Teams: 0-2
 Coach: Steve Cleveland

DATE	OPPONENT	SCORE	W/L
N 22	vs. Toledo*	71-56	W
N 23	vs. Kansas State*	73-64	W
N 25	vs. St. Bonaventure*	66-57	W
N 30	Rice	95-56	W
D 4	at Arizona State	64-60	W
D 7	at Creighton	64-74	L
D 11	San Diego	64-49	W
D 14	Utah State	66-56	W
D 21	UC Santa Barbara	69-56	W
D 23	at San Francisco	72-84	L
D 28	Southern Utah	93-60	W
J 2	Pepperdine	84-68	W
J 4	vs. Oklahoma State+	65-78	L
J 8	at Weber State	69-75	L
J 11	Idaho State	77-58	W
J 16	UNLV	85-77	W
J 20	at San Diego State	80-69	W
J 25	Utah	75-79	L
F 1	New Mexico	80-64	W
F 3	Air Force	65-33	W
F 8	at Wyoming	74-66	W
F 10	at Colorado State	77-68	W
F 14	at UNLV	54-61	L
F 17	San Diego State	66-64	W
F 24	at No. 23 Utah	64-71	L
M 1	at Air Force	56-43	W
M 3	at New Mexico	91-81	W
M 6	Wyoming	69-50	W
M 8	Colorado State	67-55	W
M 13	vs. New Mexico ^	71-56	W
M 14	vs. Colorado State ^ (OT)	80-86	L

M 20 vs. No. 23 Connecticut# 53-58 L
 * Paradise Jam Tournament (Virgin Islands)
 + All-College Classic (Oklahoma City)
 ^ MWC Tournament (Las Vegas)
 # NCAA (Spokane, Wash.)

2003-04

Record: 21-9
 Conference: 10-4, 2nd MWC
 Home: 13-0
 Road: 5-7
 Neutral: 3-2
 Postseason: 0-1 NCAA
 Long Win Streak: 9
 Long Loss Streak: 3
 Vs. Ranked Teams: 1-1
 Coach: Steve Cleveland

DATE	OPPONENT	SCORE	W/L
N 21	Southern Utah	88-54	W
N 26	at California	46-47	L
N 29	Utah Valley State	84-65	W
D 2	at Boise State	75-69	W
D 6	vs. No. 25 Oklahoma St.+	76-71	W
D 10	Western Oregon	92-56	W
D 13	Southern California	85-61	W
D 20	Weber State	86-65	W
D 23	at Utah State	74-76	L
D 29	vs. Idaho State*	90-66	W
D 30	at Santa Clara*	68-66	W
J 2	St. Mary's College (Calif.)	70-55	W
J 7	at North Carolina State	62-89	L
J 12	at San Diego State	61-65	L
J 17	Colorado State	82-53	W
J 19	Wyoming	78-64	W
J 24	at Air Force	52-74	L
J 26	at New Mexico	63-65	L
J 31	at Utah	56-64	L
F 7	UNLV	64-61	W
F 9	San Diego State (OT)	83-69	W
F 14	at Wyoming	67-53	W
F 16	at Colorado State	79-73	W
F 21	New Mexico	88-71	W
F 23	Air Force	67-61	W
M 1	Utah	70-57	W
M 6	at UNLV	89-88	W
M 11	vs. Wyoming ^	79-74	W
M 12	vs. Utah ^	51-54	L
M 18	vs. No. 20 Syracuse#	75-80	L

+ Played at Delta Center, Salt Lake City

* Cable Car Classic (Santa Clara)

^ MWC Tournament (Denver)

NCAA Tournament (Denver)

2004-05

Record: 9-21
 Conference: 3-11, 17th MWC
 Home: 6-8
 Road: 2-9
 Neutral: 1-4
 Long Win Streak: 3
 Long Loss Streak: 5
 Vs. Ranked Teams: 0-4
 Coach: Steve Cleveland

DATE	OPPONENT	SCORE	W/L
N 22	vs. No. 4 North Carolina*	50-86	L
N 23	vs. Stanford*	53-62	L
N 24	at Chaminade*	77-56	W
N 27	California	64-67	L
D 1	at Utah State	57-71	L
D 4	at USC	82-87	L
D 8	Boise State	90-77	W
D 11	vs. Washington State+	46-49	L
D 18	Utah State	62-94	L
D 21	No. 16 N.C. State	61-72	L
D 23	at Weber State	79-61	W
D 28	Southern Utah	77-52	W
D 31	Santa Clara	87-74	W
J 4	at Saint Mary's*	51-72	L
J 8	San Diego State	57-59	L
J 11	MSU-Billings	110-70	W
J 15	at Colorado State	67-74	L
J 17	at Wyoming	71-83	L
J 22	Air Force	49-52	L
J 24	New Mexico	68-53	W
J 31	No. 25 Utah	58-72	L
F 5	at UNLV (OT)	82-72	W
F 7	at San Diego State	58-66	L
F 12	Wyoming	58-59	L
F 14	Colorado State	50-49	W
F 19	at New Mexico	72-91	L
F 21	at Air Force	39-70	L
F 26	at No. 13 Utah	60-69	L
M 5	UNLV	66-76	L
M 10	vs. New Mexico ^	71-85	L

* EA SPORTS Maui Invitational

+ Played at Delta Center, Salt Lake City

^ MWC Tournament (Denver)

2005-06

Record: 20-9
 Conference: 12-4, T2nd MWC
 Home: 14-1
 Road: 5-7
 Neutral: 1-1
 Postseason: 0-1 NIT
 Long Win Streak: 6
 Long Loss Streak: 2
 Coach: Dave Rose

DATE	OPPONENT	SCORE	W/L
N 18	Loyola Marymount	71-83	L
N 22	at Washington State (in Spokane)	76-68	W
N 26	Southern Utah	86-61	W
N 30	vs. Lamar+	97-74	W
D 3	at USC	68-74	L
D 7	Boise State	80-77	W
D 10	Northern Kentucky	65-46	W
D 17	Weber State	80-54	W
D 22	at Utah State	80-91	L
D 27	Eastern Washington	97-66	W
D 30	Tulsa	68-49	W
J 5	at Air Force	59-75	L
J 7	Utah	72-60	W
J 11	at UNLV	72-82	L
J 18	Wyoming	80-67	W
J 21	at San Diego St.	88-61	L
J 25	TCU (OT)	89-80	W
J 28	at Colorado State	86-84	W
F 1	at New Mexico	77-71	W
F 4	Air Force	65-59	W
F 8	at Utah	79-60	L
F 11	UNLV	75-72	W
F 18	at Wyoming	74-68	W
F 22	San Diego State	100-90	W
F 25	at TCU	81-72	W
M 1	Colorado State	77-69	W
M 4	New Mexico	76-68	W
M 9	vs. Utah ^	70-74	L
M 15	at Houston+	67-77	L

+ Played at Delta Center, Salt Lake City

^ MWC Tournament (Denver)

+ NIT

2006-07

Record: 25-9
 Conference: 13-3, 1st MWC
 Home: 17-0
 Road: 6-7



STEVE CLEVELAND

Years: 1997-2005 (8)

Record: 138-108 (.561)

Having rebuilt a BYU basketball program that had a 1-25 record prior to his arrival, Cleveland achieved a conference title in his fourth season and guided BYU to five consecutive postseason tournaments. Coming off his second conference championship in 2003, Cleveland was named the MWC Coach of the Year after his team finished 23-9 and earned an NCAA Tournament berth. With its invitation in 2004, BYU competed

in three NCAA Tournaments under Cleveland (2001, 2003, 2004). In 2000-01, BYU finished 24-9 while earning its first conference tournament title since 1992, its first regular-season championship since 1993 and its first NCAA bid since 1995. In 2001-02, Cleveland's team upset No. 13 Stanford, and during 2003-04 the Cougars upset then No. 25 Oklahoma State, who went on to win the Big 12 title and advance to the NCAA Final Four. He left BYU ranked fourth all-time in coaching victories and second all-time in Marriott Center wins. Following BYU he was the head coach at Fresno State until 2011. He is currently serving as a mission president for The Church of Jesus Christ of Latter-day Saints in Indianapolis.

Neutral: 2-2
 Postseason: 0-1 NCAA
 Long Win Streak: 8
 Long Loss Streak: 2
 Highest Rank: 21st AP
 Final Rank: 24th AP
 Vs. Ranked Teams: 3-3
 Coach: Dave Rose

DATE	OPPONENT	SCORE	W/L
N 15	at No. 5 UCLA	69-82	L
N 18	Idaho State (OT)	84-78	W
N 22	Portland	79-50	W
N 24	Southern Utah	80-61	W
N 29	at Boise State	68-72	L
D 2	at Weber State (OT)	73-69	W
D 6	San Jose State	81-69	W
D 9	vs. No. 25 Michigan St.+	61-76	L
D 13	at Lamar (OT)	77-86	L
D 16	Utah State	75-62	W
D 22	Western Oregon	102-40	W
D 28	Liberty*	73-59	W
D 29	Oral Roberts*	72-62	W
D 30	Seton Hall*	77-68	W
J 6	San Diego State	80-58	W
J 10	TCU	89-65	W
J 13	at UNLV	75-83	L
J 16	Wyoming	89-81	W
J 20	at Colorado State	78-90	L
J 24	at New Mexico	70-49	W
J 27	No. 13 Air Force	61-52	W
J 31	at Utah	76-66	W
F 3	No. 25 UNLV	90-63	W
F 6	at Wyoming	77-73	W
F 10	at TCU	85-72	W
F 14	New Mexico	96-83	W
F 21	Colorado State	76-67	W
F 24	at San Diego State	74-86	L
F 27	at No. 20 Air Force	62-58	W
M 3	Utah	85-62	W
M 8	vs. TCU ^	77-64	W
M 9	vs. Wyoming ^	96-84	W
M 10	at No. 25 UNLV ^	70-78	L
M 15	vs. Xavier#	77-79	L

+ Played at The Palace at Auburn Hills (Mich.)
 * BYU Holiday Classic
 ^ MWC Tournament (Las Vegas)
 # NCAA Tournament (Lexington, Ky.)

2007-08

Record: 27-8
 Conference: 14-2, 1st MWC
 Home: 16-0
 Road: 8-5
 Neutral: 3-3
 Postseason: 0-1 NCAA
 Long Win Streak: 9
 Long Loss Streak: 2
 Highest Rank: 20th AP
 Vs. Ranked Teams: 1-2
 Coach: Dave Rose

DATE	OPPONENT	SCORE	W/L
N 10	at Long Beach State	74-34	W
N 14	Idaho State	90-69	W
N 16	Jackson State*	100-61	W
N 20	Hartford*	97-73	W
N 23	vs. No. 6 Louisville*	78-76	W
N 24	vs. No. 1 N. Carolina*	63-73	L
D 1	at Portland	78-54	W
D 5	Weber State	72-57	W
D 8	vs. No. 9 Michigan St.+	61-68	L
D 12	Lamar	88-86	W
D 15	Pepperdine	86-67	W
D 21	Southern Utah	70-55	W
D 29	at Boise State	70-73	L
J 3	Loyola Marymount	91-62	W
J 8	at Wake Forest	62-79	L
J 12	Colorado State	92-73	W
J 15	at UNLV	41-70	L
J 19	at Utah	55-52	W
J 23	San Diego State	59-56	W
J 26	New Mexico	83-66	W
J 30	at Air Force	69-53	W
F 2	at Wyoming	73-63	W
F 6	TCU	83-72	W
F 13	at Colorado State	79-65	W
F 16	UNLV	74-48	W
F 20	Utah	67-59	W
F 23	at San Diego State	65-69	L
F 26	at New Mexico (OT)	70-69	W
M 1	Air Force	76-57	W
M 5	Wyoming	78-61	W
M 8	at TCU	61-54	W
M 13	vs. Colorado State ^	89-62	W
M 14	vs. San Diego State ^	63-54	W
M 15	at UNLV ^	61-76	L



DAVE ROSE

Years: 2005-Present (10)
 Record: 257-88 (.745)
 Dave Rose has guided BYU to 10-straight 20-win seasons and 10-straight trips to the postseason — both program records. Rose coached last season's team to 25 victories and a trip to the NCAA tournament, the eighth bid to the tournament in the last nine years. In 2010-11 he led BYU to a program record 32 wins and a trip to the Sweet 16 for the first time since 1981. With a 257-88 record, Rose has produced a 10-year resume that is nearly

unmatched. In fact, among the 40-plus coaches who took over a program in 2005, Rose has the best winning percentage (.745) and the most wins (257). His 257 victories place him sixth for best career starts (through 10 seasons) by wins in NCAA history. He reached 200 wins during the 2012-13 season to become the 15th fastest in NCAA history to reach the milestone (259 games). Rose is a three-time MWC Coach of the Year and two-time USBWA District VIII Coach of the Year. He is also second all-time at BYU in career victories and first in career winning percentage.

M 20	vs. Texas A&M#	62-67	L
------	----------------	-------	---

*Las Vegas Invitational
 + Played at EnergySolutions Arena (SLC)
 ^ MWC Tournament (Las Vegas)
 # NCAA Tournament (Anaheim, Calif.)

2008-09

Record: 25-8
 Conference: 12-4, T1st MWC
 Home: 14-2
 Road: 9-3
 Neutral: 2-3
 Postseason: 0-1 NCAA
 Long Win Streak: 10
 Long Loss Streak: 2
 Highest Rank: 25th AP
 Vs. Ranked Teams: 0-2
 Coach: Dave Rose

DATE	OPPONENT	SCORE	W/L
N 14	Long Beach State	75-65	W
N 18	at Pepperdine	82-53	W
N 20	North Florida*	74-41	W
N 21	Rice*	83-52	W
N 22	Cal Poly*	76-64	W
N 29	at Idaho State	85-65	W
D 3	at Weber State	92-62	W
D 6	vs. Utah State+	68-63	W
D 10	Boise State	94-56	W
D 13	Portland	91-76	W
D 20	No. 20 vs. Arizona State~	75-76	L
D 30	at Tulsa	74-68	W
J 3	No. 6 Wake Forest	87-94	L
J 6	Western Oregon	85-64	W
J 10	at Colorado State	86-60	W
J 13	TCU	73-61	W
J 17	at New Mexico	62-81	L
J 21	UNLV	70-76	L
J 24	San Diego State	77-71	W
J 27	at Utah (OT)	88-94	L
J 31	Wyoming	84-60	W
F 3	at Air Force	71-50	W
F 11	Colorado State	94-60	W
F 14	at TCU	79-63	W
F 17	New Mexico	73-62	W
F 21	at UNLV	74-75	L
F 24	at San Diego State	69-59	W
F 28	Utah	63-50	W
M 4	at Wyoming	78-68	W
M 7	Air Force	54-49	W
M 12	vs. Air Force ^	80-69	W
M 13	vs. San Diego State ^	62-64	L
M 19	vs. Texas A&M#	66-79	L

* Basketball Travelers Invitational (Marriott Center)
 + Played at Energy Solutions Arena (Salt Lake City)
 ~ 2008 Stadium Shootout (Glendale, Ariz.)
 ^ MWC Tournament (Las Vegas)
 # NCAA Tournament (Philadelphia)

2009-10

Record: 30-6
 Conference: 13-3, 2nd MWC
 Home: 15-1
 Road: 10-4
 Neutral: 5-1
 Postseason: 1-1 NCAA
 Long Win Streak: 15
 Long Loss Streak: 1
 Highest Rank: 10th Coaches Poll
 Final Rank: 17th AP
 Vs. Ranked Teams: 0-3
 Coach: Dave Rose

DATE	OPPONENT	SCORE	W/L
N 13	Bradley	70-60	W
N 17	Idaho State	87-53	W
N 20	at Hawaii	83-65	W
N 24	Southern	107-51	W
N 27	Weber State	87-70	W
D 2	at Utah State	61-71	L
D 5	vs. San Francisco+	69-43	W
D 8	Arizona State	81-68	W
D 12	at Fresno State	72-67	W
D 17	Wagner*	77-61	W
D 19	Eastern Washington*	91-34	W
D 22	vs. Nevada*	110-104	W
D 23	vs. Nebraska*	88-66	W
D 28	at Arizona~	99-69	W
J 2	Eastern New Mexico	95-49	W
J 6	UNLV	77-73	W
J 9	at UTEP	83-77	W
J 13	at Air Force	67-49	W
J 16	Colorado State	91-47	W
J 20	Wyoming	81-66	W
J 23	at San Diego State	71-69	W
J 27	at No. 23 New Mexico	72-76	L
J 30	Utah	82-69	W
F 2	TCU	76-56	W
F 6	at UNLV	74-88	L
F 13	Air Force	91-48	W
F 17	at Colorado State	92-70	W
F 20	at Wyoming	85-63	W
F 24	San Diego State	82-68	W
F 27	No. 10 New Mexico	81-83	L
M 3	at Utah	71-51	W
M 6	at TCU	107-77	W
M 11	vs. TCU ^	95-85	W
M 12	at UNLV ^	66-70	L
M 18	vs. Florida# (20T)	99-92	W
M 20	vs. Kansas State#	72-84	L

* Las Vegas Classic
 + Played at Energy Solutions Arena (Salt Lake City)
 ~ 2009 Fiesta Bowl Classic
 ^ MWC Tournament (Las Vegas)
 # NCAA Tournament (Oklahoma City)



ALL-TIME SEASON RESULTS

2010-11

Record: 32-5
 Conference: 14-2, T1st MWC
 Home: 13-1
 Road: 10-1
 Neutral: 9-3
 Postseason: 2-1 NCAA
 Long Win Streak: 10
 Long Loss Streak: 1
 Highest Rank: 3rd AP/Coaches Poll
 Final Rank: 10th AP
 Vs. Ranked Teams: 3-2
 Coach: Dave Rose

DATE	OPPONENT	SCORE	W/L
N 12	Fresno State	83-56	W
N 17	Utah State	78-72	W
N 20	Chicago State*	109-60	W
N 23	Mississippi Valley State*	83-36	W
N 26	vs. South Florida (20T)*	77-75	W
N 27	vs. Saint Mary's*	74-73	W
D 1	at Creighton ^	77-65	W
D 4	vs. Hawaii	78-57	W
D 8	vs. Vermont	86-58	W
D 11	vs. Arizona	87-65	W
D 18	vs. UCLA#	79-86	L
D 21	at Weber State	72-66	W
D 23	UTEP	89-68	W
D 30	at Buffalo	90-82	W
J 1	Fresno Pacific	93-57	W
J 5	at UNLV	89-77	W
J 8	Air Force	76-66	W
J 11	at Utah	104-79	W
J 18	TCU	83-67	W
J 22	at Colorado State	94-85	W
J 26	San Diego State	71-58	W
J 29	at New Mexico	77-86	L
F 2	at Wyoming	69-62	W
F 5	UNLV	78-64	W
F 9	at Air Force	90-52	W
F 12	Utah	72-59	W
F 19	at TCU	79-56	W
F 23	Colorado State	84-76	W
F 26	at San Diego State	80-67	W
M 2	New Mexico	64-82	L
M 5	Wyoming	102-78	W
M 10	vs. TCU~	64-58	W
M 11	vs. New Mexico~	87-76	W
M 12	vs. San Diego State~	54-72	L
M 17	vs. Wofford%	74-66	W
M 19	vs. Gonzaga%	89-67	W
M 24	vs. Florida (OT)@	64-83	L

* South Padre Island Invitational
 ^ Mountain West-Missouri Valley Challenge
 # John R. Wooden Classic
 ~ Conoco MWC Championships
 % NCAA Tournament Second/Third Round (Denver)
 @ NCAA Regional Semifinals (New Orleans)

2011-12

Record: 26-9
 Conference: 12-4, 3rd WCC
 Home: 13-3
 Road: 8-3
 Neutral: 5-3
 Postseason: 1-1 NCAA
 Long Win Streak: 5
 Long Loss Streak: 1
 Vs. Ranked Teams: 1-4
 Coach: Dave Rose

DATE	OPPONENT	SCORE	W/L
N 11	at Utah State	62-69	L
N 15	BYU-Hawaii	73-52	W
N 18	Longwood ^	92-60	W
N 22	Prairie View A&M ^	90-51	W
N 25	vs. Nevada ^	76-55	W
N 26	vs. Wisconsin ^	56-73	L
N 30	vs. Northern Arizona@	87-52	W
D 3	vs. Oregon	79-65	W
D 7	Weber State	94-66	W
D 10	at Utah	61-42	W
D 17	Baylor	83-86	L
D 20	Buffalo	93-78	W
D 22	UC Santa Barbara	89-75	W
D 27	Cal State San Marcos	79-51	W
D 29	at Saint Mary's	82-98	L
D 31	San Diego	88-52	W
J 5	at Loyola Marymount	73-65	W
J 7	San Francisco	81-56	W
J 14	Santa Clara	95-78	W
J 16	at San Diego	82-63	W
J 19	Loyola Marymount	68-82	L
J 21	at Pepperdine	77-64	W

J 25	at Virginia Tech	70-68	W
J 28	Saint Mary's	66-80	L
F 2	Gonzaga	83-73	W
F 4	at Portland	79-60	W
F 11	Pepperdine	86-48	W
F 16	at San Francisco	85-84	W
F 18	at Santa Clara	82-67	W
F 23	at Gonzaga	63-74	L
F 25	Portland	76-66	W
M 2	vs. San Diego+	73-68	W
M 3	vs. Gonzaga+	58-77	L
M 13	vs. Iona#	78-72	W
M 15	vs. Marquette#	68-88	L

^ = Chicago Invitational Challenge
 @ = Lumberjack Classic
 + = WCC Championships
 # = NCAA Tournament

2012-13

Record: 24-12
 Conference: 10-6, 3rd WCC
 Home: 15-3
 Road: 7-5
 Neutral: 2-4
 Postseason: 3-1 NIT
 Long Win Streak: 5
 Long Loss Streak: 1
 Vs. Ranked Teams: 1-4
 Coach: Dave Rose

DATE	OPPONENT	SCORE	W/L
N 9	Tennessee State ^	81-66	W
N 13	Georgia State ^	80-62	W
N 16	vs. Florida State ^	70-88	L
N 17	vs. Notre Dame ^	68-78	L
N 21	UT-San Antonio	81-62	W
N 24	Cal State Northridge	87-75	W
N 28	vs. Montana#	85-60	W
D 1	at Iowa State	62-83	L
D 8	Utah	61-58	W
D 15	at Weber State	78-68	W
D 18	Eastern New Mexico	95-62	W
D 21	at Baylor	64-79	L
D 27	Northern Arizona	84-54	W
D 29	vs. Virginia Tech#	97-71	W
J 3	Loyola Marymount	92-51	W
J 5	at San Francisco	80-76	W
J 10	Pepperdine	76-51	W
J 12	at Santa Clara	82-64	W
J 16	Saint Mary's	69-70	L
J 19	San Diego	74-57	W
J 24	at Gonzaga	63-83	L
J 26	at Portland	85-67	W
J 31	at Pepperdine	63-61	W
F 2	Santa Clara	96-79	W
F 7	at San Diego	68-74	L
F 9	San Francisco	87-99	L
F 16	Portland	86-72	W
F 19	Utah State	70-68	W
F 21	at Saint Mary's	57-64	L
F 28	Gonzaga	65-70	L
M 2	at Loyola Marymount	73-70	W
M 8	vs. San Diego+	69-72	W
M 19	Washington@	90-79	W
M 25	Mercer@	90-71	W
M 27	at Southern Mississippi@	79-62	W
A 2	vs. Baylor@	70-76	L

^ = Coaches vs. Cancer Classic
 # = at Energy Solutions Arena
 + = WCC Championships
 @ = NIT

2013-14

Record: 23-12
 Conference: 13-5, T2nd WCC
 Home: 14-1
 Road: 5-8
 Neutral: 4-3
 Postseason: 0-1 NCAA
 Long Win Streak: 6
 Long Loss Streak: 4
 Vs. Ranked Teams: 1-5
 Coach: Dave Rose

DATE	OPPONENT	SCORE	W/L
N 8	Weber State	81-72	W
N 11	at Stanford~	112-103	W
N 15	Mount St. Mary's ^	108-76	W
N 16	Colorado Mesa ^	84-60	W
N 20	No. 21/RV Iowa State	88-90	L
N 25	vs. Texas ^	86-82	W
N 26	vs. No. 12/12 Wichita State ^	62-75	L
N 30	vs. Utah State#	85-74	W
D 3	North Texas	97-67	W
D 7	at No. 21/22 UMass*	96-105	L
D 11	Prairie View A&M	100-52	W

D 14	at Utah	64-81	L
D 21	at No. 13/11 Oregon	96-100	(OT) L
D 28	at Loyola Marymount	76-87	L
D 30	at Pepperdine	74-80	L
J 4	San Diego	87-53	W
J 9	Pepperdine	84-72	W
J 11	Loyola Marymount	91-68	W
J 16	at San Francisco	83-76	W
J 18	at Santa Clara	91-81	W
J 23	at Portland	110-114	(3OT) L
J 25	at No. RV/21 Gonzaga	69-84	L
J 30	Pacific	88-78	W
F 1	Saint Mary's	84-71	W
F 6	Santa Clara	89-76	W
F 8	San Francisco	68-63	W
F 13	at Pacific	82-89	L
F 15	at Saint Mary's	60-57	W
F 20	No. 25/22 Gonzaga	73-65	W
F 22	Portland	89-72	W
M 1	at San Diego	78-70	W
M 8	vs. Loyola Marymount+	85-74	W
M 10	vs. San Francisco+	79-77	(OT) W
M 11	vs. Gonzaga+	64-75	L
M 20	vs. Oregon@	68-87	L

~ = ESPN Tipoff Marathon
 ^ = College Basketball Experience Hall of Fame Classic
 # = at Energy Solutions Arena
 * = Basketball Hall of Fame Showcase
 + = WCC Championships
 @ = NCAA tournament

2014-15

Record: 25-10
 Conference: 13-5, T2nd WCC
 Home: 13-3
 Road: 8-3
 Neutral: 4-4
 Postseason: 0-1 NCAA
 Long Win Streak: 8
 Long Loss Streak: 2
 Vs. Ranked Teams: 1-4
 Coach: Dave Rose

DATE	OPPONENT	SCORE	W/L
N 14	Long Beach State	95-90	W
N 18	Arkansas-Little Rock*	91-62	W
N 19	Southern Virginia	101-48	W
N 24	vs. No. 15 San Diego State*	87-92	(2OT) L
N 25	vs. Chamaine*	121-85	W
N 26	vs. Purdue*	85-87	(OT) L
N 29	Eastern Kentucky	90-76	W
D 2	at Utah State	91-81	W
D 6	vs. Hawaii#	90-70	W
D 10	No. 13/14 Utah	61-65	L
D 13	at Weber State	76-60	W
D 20	Stanford	79-77	W
D 23	UMass	77-71	(OT) W
D 27	No. 8/8 Gonzaga	80-87	L
D 29	Portland	97-88	W
J 1	at Santa Clara	81-46	W
J 3	at San Francisco	99-68	W
J 8	Pepperdine	61-67	L
J 10	Loyola Marymount	85-72	W
J 15	at Pacific	93-80	W
J 17	at Saint Mary's	77-82	L
J 24	at San Diego	74-77	L
J 29	San Francisco	78-74	W
J 31	Santa Clara	78-57	W
F 5	at Pepperdine	74-80	L
F 7	at Loyola Marymount	87-68	W
F 12	Saint Mary's	82-60	W
F 14	Pacific	84-59	W
F 19	San Diego	75-62	W
F 26	at Portland	82-69	W
F 28	at No. 3/2 Gonzaga	73-70	W
M 7	vs. Santa Clara@	78-76	W
M 9	vs. Portland@	84-70	W
M 10	vs. No. 7/7 Gonzaga@	75-91	L
M 17	vs. Ole Miss+	90-94	L

* EA SPORTS Maui Invitational
 # at Energy Solutions Arena
 @ WCC Basketball Championships at Orleans Arena + NCAA Tournament
 All times local to site

AAA		Nick Bird	1923	Todd Crow	1990
Ron Abegglen	1959-60-61	Gus Black	1935-36-37	Larry Crowley	1960-61
Charles Abouo	2009-10-11-12	Bill Blumenthal	1962-63-64	Dave Crowton	1936
Jarkko Ahlbom	1996-97-98	Daniel Bobik	2001-02	Ralph Crowton	1935-36-39
Austin Ainge	2003-04-05-06-07	Ralph Bonham	1953	Sherman Crump	1952-53-54
Danny Ainge	1978-79-80-81	Malcolm Booth	1938	Ryan Cuff	1993
Doug Ainge	1974	Danny Bower	1998-99	Lee Cummard	2006-07-08-09
Von Alleman	1982-83	Ricky Bower	2003-04	Craig Cusick	2012-13
Glen Allen	1938-39-40	Shawn Bradley	1991	DDD	
John Allen	2003	Paul Briggs	1989-90	Dick Dabling	1946
Markland Allred	1935-38	Lloyd Brink	1939-40-41	Jerry Dahlman	1963
John Alstrom	1962-63	Eldon Brinley	1928-29-30-31	Kirk Davidson	1990-91
Augustin Ambrosino	2013	Rashaun Broadus	2006-07	Brandon Davies	2010-11-12-13
Brian Ambrozich	1972-73	Walter Brooks	1935-36	Bob Davis	1968-69-70
Belmont Anderson	1972-73-74	Tyrone Brown	1997	Derek Dawes	2001-04-05-06
Blaine Anderson	1954-55-56	Vince Bryan	1988-89	Larry DeLaitre	1970
David Anderson	1997	Jay Bunker	1971-72-73	Raul Delgado	2013
Greg Anderson	1977-78	Sam Burgess	2005-06-07-08	Dee Denzer	1964
Harry Anderson	1955-56-57	Van Burgess	1953-54-55	Bob Detmers	1937
Jack Anderson	1956-57	Bruce Burton	1961-62-63	Willard Devitt	1938
James Anderson	2009-10-11	CCC		Brian Dignan	1998-99
Kenneth Anderson	1924	Nathan Call	1987-88-91-92	Buck Dixon	1923-24-25-26
Steve Anderson	1978-79-80	Cory Calvert	2013	Sanky Dixon	1926-27-28-29
Lou Andrus	1963	Elbert Campbell	1935	Chris Dowling	1969
Ryan Andrus	2015	Jeff Campbell	1991-95-96-97	Paul Dressel	1983-84
Steve Andrus	1989-90	Hugh Cannon	1934-35-36	Jon Dresser	1967-68-69
Brett Applegate	1983-84	Bobby Capener	1982-83-86-87	Jerry Dunn	1918-20-21
Rafael Araujo	2003-04	Matt Carlino	2012-13-14	Loren Dunn	1951-52
Jordan Archibald	2000-01	Jon Carlisle	2002	Devin Durrant	1979-80-83-84
Lance Archibald	1996-97-98-99	Nate Chappell	1999	Kent Durrant	1949-51
Stan Ashby	1962	Jeff Chatman	1985-86-87-88	Mark Durrant	1990-93-94-95
Alan Astle	1984-87-88-89	Jay Cheesman	1974-75-76-77	EEE	
David Astle	1990-91-92-93	Larry Cheesman	1977-78	Jim Eakins	1966-67-68
Nate Austin	2012-13-15	Junior Child	1946-47	Gary Earnest	1959-60-61
BBB		Jacob Chrisman	2001	Dave Eastis	1959-60-61
Bryce Bailey	1944-45-46-47	Bryce Christensen	1940-41	Valoy Eaton	1958-59-60
Dave Bailey	1971-72	Craig Christensen	1976-79-80-81-82	Clarence Edwards	1918-19-20
Maynard Bailey	1945	Harold Christensen	1951-52-53	Bud Eggertsen	1940
Clyde Baker	1970-71	Jack Christensen	1937-38-39	Jordan Ellis	2015
Jimmy Balderson	2002-05-06-07	Kurt Christensen	1992-93-94	Joe Ellsworth	2000
Wilburn Ball	1933	Todd Christensen	1996-99-00	Jackson Emery	2006-09-10-11
Greg Ballif	1978-79-80-81-82	Lee Christiansen	1930	Duane Esplin	1941-42-47
Mark Ballif	1929-30	Fred Clark	1918-19	Fay Evans	1932-33
Dave Barber	1960	Randy Clark	1947-48-49	Ferd Evans	1932-33
Bruce Barron	1968-69	Grig Clawson	1973-74-75	Talmadge Eyre	1998
Frank Bartley IV	2014-15	Mark Clausen	1988	FFF	
Gary Batchelor	1961-62-63	Robert Cochran	1985-86	John Fairchild	1964-65
Ivan Beem	1947-48-49-50	Reed Collins	1926-27-28	Mel Fawcett	1932
Doug Beck	1957	Stan Collins	1953-54	Bryan Fink	1985-86
Chad Beckstead	1937-38	Chris Collinsworth	2008-11-12	Chase Fischer	2015
Ron Bell	1960	Kyle Collinsworth	2011-15	John Fish	1989-92-93-94
John Benson	1955-56-57	Jeff Congdon	1964-65-66	Orville Fisher	1966-67-68
Jim Benton	1935	George Cooper	1928-29-30-31	Chad Fister	1996
Grant Berges	1995-96-97	Nathan Cooper	1996-99-00-01	Alan Frampton	1989-90
Mike Berning	1974	Kresimir Cosic	1971-72-73	Danny Frazier	1979
Frank Berrett	1959-60	Wayne Cottle	1950-51	Jimmer Fredette	2008-09-10-11
Sherrell Berrett	1959	Bob Craig	1949-50-51	Bernie Fryer	1971-72
Roland Bevell	1960-61	Steve Craig	1976-79-80-81	DeRay Fullmer	1947-48-49-50
Lowell Biddulph	1925	Jack Cravens	1957-58	Frank Fullmer	1940-41-42
Mark Bigelow	1999-02-03-04	Bill Crow	1962-63	Gary Furniss	1981-82-83

ALL-TIME LETTERMEN



GGG		Ivan Iverson	1937	Chris Lynch	1988
Dean Gardner	1940-41-42	JJJ		Walter Lyons	1935
Mike Gardner	1963-64-65	Elwood Jackson	1922	Marty Lythgoe	1967-68-69
Morris Gardner	1947	Gee Jackson	1942	MMM	
Floyd Garn	1931-32	Boyd Jarman	1951-52-53	Gavin MacGregor	2007
Alma Garrett	1946-47	Ken James	1965-66-67	Mac Madsen	1954-58-59
Todd Gentry	1990	Hal Jensen	1956-57	McRay Magleby	1930-31
Earl Giles	1934-35-36-37	Jay Jensen	1947	Russell Magleby	1928-29-30-31
Floyd Giles	1941-42-43-46	Jared Jensen	2002-03-04-05	Logan Magnusson	2010-11
Lynn Gleave	1958	John Jensen	1945	Fernando Malaman	2006-07
Elwood Gledhill	1923	Lawrell Jensen	1930	Jack Mannion	1961
Tom Gneiting	1985-86-87	Bart Jepsen	1998-01-02-03	Nick Martineau	2008-11-12
George Gourley	1933	Bret Jepsen	1995-98-99	Nick Matelijan	1953-54-55
Lee Gourley	1935	Jim Jimas	1965-66-67	Anthony Matthews	1985-86
R. Clark Greenhalgh	1945-46-49	Joe Johnson	1932-33-34-35	LeRoy Maughan	1966-69-70
Tom Griggs	1924	Lloyd Johnson	1961-62	Mike Maxwell	1980-82
Dick Grimmett	1934	Lou Johnson	1930-31-32	Mike May	1977-78
Earl Groesbeck	1925	Andrew Johnston	2014	Dave McGuire	1978-79-81
Holden Gunnett	1935-39	Dick Jones	1949-50-51	Emerson McOmber	1933
John Gustin	1957-58	Robert Jones	1991-92	Jim McIntyre	1960
HHH		Russ Jones	1957-58	Garner Meads	2001-04-05
Ed Hale	1947	Troy Jones	1973-74-75-76	Steve Merta	1962
Skyler Halford	2014-15	Craig Jorgensen	1971-72-73	Mark Michaelis	1999
Mike Hall	2004-05	KK		Eric Mika	2014
Lynn Halvorsen	1929	Keegan Kane	1991	Chris Miles	2005-08-09-10
Lee Hamblin	1943	Tom Karren	1952-53-54	Gary Miles	1957-58-59
Brian Hamilton	1998-99	Bronson Kaufusi	2013	Paul Millar	1963-64
Chris Handy	1998	Corbin Kaufusi	2015	Jared Miller	1991-92-93
Mark Handy	1974-75-76-77	Ralph Keeler	1919-22-23	Jim Miller	1969-70-71
Travis Hansen	2001-02-03	Steve Kelly	1969-70-71	Mark Miller	1960-63-64
Don Hanson	1943	Jim Kelson	1961-62-63	Floyd Millet	1933
Chauncey Harmon	1925	Andy Kimball	1945	Duard Millett	1943
Damarcus Harrison	2012	Paul Kitchen	1956	Wayne Millett	1935
Irel Hart	1927	Greg Kite	1980-81-82-83	Roland Minson	1949-50-51
Noah Hartsock	2009-10-11-12	Nate Knight	2001	John Moala	1997
Ian Harward	2013	Shane Knight	1991-92-93-94-95	Matt Montague	1997-00-01-02
Jacob Hawkins	1999	Steve Kramer	1964-65-66	Scott Moon	1990-91
Marty Haws	1985-87-88-89-90	LaVar Kump	1936-37-38	Lamont Morgan, Jr.	2009-10
Tyler Haws	2010-13-14-15	Ron Kump	1954	Tim Mould	1976
Leon Heaps	1951-52	Gene Kunz	1961-62	Ben Murdock	2007-08
Don Helm	1958	LLL		Bert Myers	1959-60
Mike Herring	1988-89	Timo Lampen	1961	NNN	
Mark Heslop	1986-89-90-91-92	Dean Larsen	1952-53-54	Nick Nakic	1977
Bruce Hill	1959-60	Russell Larson	1992-93-94-95	Terry Nashif	2002-03-04-05
Gary Hill	1965-66-67	Vance Law	1975-76-77	Isaac Neilson	2015
Russ Hillman	1949-50-51	Veryl Law	1974-75-76-77	Ross Neilson	1923
Willard Hirschi	1954-55-56	Luiz Lemes	2003-04	Byron Nelson	1931-32-33-34
Bryan Hofheins	1995-96	Drew Leonard	1937	Joe Nelson	1947-48-49-50
Jim House	1967	Malcolm LeSueur	1932-33	Dick Nemelka	1964-65-66
Bob Howard	1923-24-25-26	Dave Lewis	1954-55-56	John Nicoll	1958-59
Dan Howard	2000-01-02-03	John Lewis	1963	David Nielsen	1999-00
Doug Howard	1968-69-70	Kari Liimo	1967-68-69	Eric Nielsen	1997-00-01-02
Greg Humphreys	1986-87	Shawn Lindquist	1993-94	Gifford Nielsen	1974-75
Dale Hunt	1941	Chick Little	1946-47	Kevin Nielsen	1978-79-82-83-84
Jim Hunter	1931-32-33-34	John Lloyd	1990	Stan Nielsen	1940-41
Mel Hutchins	1947-48-50-51	Wesley Lloyd	1924-25-26	Chris Nikchevich	1983-84-85
III		Matt Lohner	1995-96	Dalton Nixon	2015
Rags Ingersoll	1924-25-28-29	Paul Loveday	1966-67	Kevin Nixon	1992-93
Bob Inglis	1960	Michael Loyd, Jr.	2008-10	Reed Noble	1975-76
Vuk Ivanovic	2006-07-08	Terrell Lyday	2000-01		

	OOO				
Ralph Olsen	1951-52	Burl Robison	1930-31-32-33	Cy Thompson	1943
Roy Olsen	1945-46-47	Stephen Rogers	2011-12	Jay Thompson	1994-95-96
Bob Orr	1941-42-43	Elwood Romney	1930-31-32-33	Jermaine Thompson	1996
Misho Ostarcevic	1976-77	Golden Romney	1923-24-25-26	Paul Thompson	1945
Clarence Osterhues	1949-50	Jerry Romney	1950-51-52	Verne Thompson	1976-77
Don Overly	1940-41	Archie Rose	2008-2009	Paul Thorn	1929
Dick Owen	1947	Mike Rose	2004-05-06-07	Dick Thorne	1952
	PPP	Lynn Rowe	1955-56-57	James Thome	1951
Paul Packard	1922-23-24-25	Owen Rowe	1927-28-29	Phil Tollestrup	1970-71-72
Albert Page	1919-20	Bill Ruffner	1964-66	Michael Tompson	1997
Bill Pardoe	1938	Bryon Ruffner	1996	Byron Toone	1950
Averian Parrish	1986	Paul Ruffner	1969-70	Andy Toolson	1985, 88-89-90
Lynn Parsons	1967-68-69	Scott Runia	1977-78-79-80	Jake Toolson	2015
Truman Partridge	1922-23		SSS	Bill Treu	1958
Herschel Pederson	1954-55-56	Timo Saarelainen	1981-82-83-84-85	Gary Trost	1988-91-92-93
Marty Perry	1983-84-85	Nick Sanderson	1992-93	Steve Trumbo	1979-80-81-82
Jared Peterson	1998	Kevin Santiago	1989-90	Marlow Turpin	1935-36-37
Morris Peterson	1953-54	Mark Santiago	1991-92		UUU
Rolfe Peterson	1942-46	Kalevi (Moni) Sarkalahti	1971-72-73	Jim Usevitch	1983-84-87-88
Russ Peterson	1956-57-58-59	LaVon Satterfield	1950		VVV
Ed Pinegar	1954-55-56	Randy Schouten	1966-67-68	Veikko Vainio	1969-70-71
Jesse Pinegar	2001-02	Steve Schreiner	1988-89-90-91	Don Volpi	1958
Matt Pinegar	2009	Ron Selleaze	1998	Michael Vranes	1997-99-00-01
Graham Pingree	2014	Josh Sharp	2012-13-14-15		WWW
Trent Plaisted	2005-06-07-08	Ty Shippen	2001	Brent Wade	1986-87
Alan Pollard	1983-85-86	Jake Shoff	2003-04	Brady Walker	1942-43-46-47
Carl Pollard	1984-85	Ernest Shumway	1918	Bud Walker	1929
Wendell Poulson	1927	Rickey Shumway	1959	Scott Warner	1967-68-69-70
Pete Prusse	1947	Don Simmons	1927	Stan Watts	1937-38
Thomas Pyne	1920	Glen Simmons	1918-22	Richie Webb	1981-84-85-86
	QQQ	Scott Sinek	1982-83-84-85	Justin Weidauer	1992-95-96-97-98
Bob Quinney	1963-64-65	Bob Skousen	1959-62-63	Joe Weight	1946-47-48-49
	RRR	Clarence Skousen	1927-28-29	Ken Weight	1920-21-22
Gary Radunich	1970	Michael Smith	1984, 87-88-89	Fred Weimer	1939-40-41
Lloyd Rasmussen	1954-55	Don Snow	1940-41-42	Neil Welling	1943-44-45
Mahlon Rasmusson	1943	Greg Snow	1972-73-74-75	Mekeli Wesley	1998-99-00-01
Craig Raymond	1965-66-67	Bill Snow	1921-27	Vern Whatcott	1949-50
Mark Reeve	1927-28-29-30	Scott Sonnenberg	1997	Jack Whipple	1947-48-49-50
Fenton Reeves	1920	Meade Squire	1946-47	Trent Whiting	2001
Brock Reichner	2005-06	Jim Spencer	1959	Jay Whitman	1932-33-34-35
Randy Reid	1990-93-94-95-96	Jon Stanley	1964-65	Craig Wilcox	1994-95
Robbie Reid	1994-95	George Staples	1930	Mel Wilkes	1956-57-58
George Rekoutis	1964	Ron Steinke	1960-61-62-63	Chris Williams	1974-75-76
Dale Rex	1941-42-43	Tom Steinke	1955-56-57	Frank Willis	1919
Keith Rice	1978-79	Neil Stephens	1953	Bob Wilson	1961-62
Bob Ricks	1957	Brent Stephenson	1986-87	Anson Winder	2012-13-14-15
Doug Richards	1972-73-74	Reed Stewart	1923-24-25	Joe Winters	1943
Frosty Richards	1924-25-26-27	Chris Stock	1996	David Wolfe	1988-89
Harry Richards	1918-19-20-21	Earl Sumson	1918	Kevin Woodberry	2003-04
Joe Richey	1951-52-53	Russell Swenson	1921-22-26	Luke Worthington	2014-15
Grant Richins	1943		TTT	Frank Wright	1935-36
Vir Richins	1938-39	Nick Taggart	1997-00	Leslie Wright	1927-28-29
Silester Rivers	1999-00	Jonathan Tavernari	2007-08-09-10	Paul Wyatt	1963-64
Charles Roberts	1937-38	Alan Taylor	1977-78-79-80		YYY
Fred Roberts	1979-80-81-82	Brian Taylor	1983-84-87-88	Robbie Yates	1997-98
Glen Roberts	1977-78-79	Snide Taylor	1924	Ike Young	1923
Kenneth Roberts	1991-94-95-96	John Taylor	1953-54	Keena Young	2005-06-07
Marc Roberts	2000-03-04	Terry Tebbs	1954-55-56		ZZZ
Neil Roberts	1965-66-67	Roy Thacker	1957-58-59	Brock Zylstra	2010-11-12-13
		Ted Thiel	1947-48-49		



YEAR-BY-YEAR COACHING BREAKDOWN

YEAR	COACH	CONF.	FINISH	CONF. REC.	OVERALL	OFF.	DEF.	DIFF.
2015	Dave Rose	WCC	T2nd	13-5	25-10	83.7	73.2	+10.6
2014	Dave Rose	WCC	2nd	13-5	23-12	83.7	77.3	+6.4
2013	Dave Rose	WCC	3rd	10-6	24-12	77.1	69.5	+7.6
2012	Dave Rose	WCC	3rd	12-4	26-9	77.9	67.4	+10.5
2011	Dave Rose	MWC	T1st	14-2	32-5	81.4	67.9	+13.5
2010	Dave Rose	MWC	2nd	13-3	30-6	83.1	66.4	+16.7
2009	Dave Rose	MWC	T1st	12-4	25-8	77.1	65.2	+11.9
2008	Dave Rose	MWC	1st	14-2	27-8	73.7	63.2	+10.5
2007	Dave Rose	MWC	1st	13-3	25-9	78.1	69.0	+9.1
2006	Dave Rose	MWC	T2nd	12-4	20-9	76.2	71.7	+4.5
2005	Steve Cleveland	MWC	T7th	3-11	9-21	65.7	69.0	-3.3
2004	Steve Cleveland	MWC	2nd	10-4	21-9	71.4	65.6	+5.8
2003	Steve Cleveland	MWC	T1st	11-3	23-9	71.8	63.5	+8.3
2002	Steve Cleveland	MWC	T4th	7-7	18-12	70.5	65.0	+5.5
2001	Steve Cleveland	MWC	T1st	10-4	24-9	70.4	62.7	+7.7
2000	Steve Cleveland	MWC	6th	7-7	22-11	70.5	63.8	+6.7
1999	Steve Cleveland	WAC	5th	6-8	12-16	71.8	73.4	-1.6
1998	Steve Cleveland	WAC	6th	4-10	9-21	63.5	69.8	-6.3
1997	Tony Ingle	WAC	16th	0-16	0-19	58.3	78.9	-20.6
1997	Roger Reid	WAC	-	0-0	1-6	62.9	80.3	-17.4
1996	Roger Reid	WAC	5th	9-9	15-13	82.3	78.4	+3.9
1995	Roger Reid	WAC	2nd	13-5	22-10	75.2	69.2	+6.0
1994	Roger Reid	WAC	3rd	12-6	22-10	79.4	74.4	+5.0
1993	Roger Reid	WAC	1st	15-3	25-9	81.0	71.9	+9.1
1992	Roger Reid	WAC	1st	12-4	25-7	80.2	69.6	+10.6
1991	Roger Reid	WAC	2nd	11-5	21-13	72.2	68.7	+3.5
1990	Roger Reid	WAC	1st	11-5	21-9	70.3	65.7	+4.6
1989	Ladell Andersen	WAC	5th	7-9	14-15	80.6	80.1	+0.5
1988	Ladell Andersen	WAC	1st	13-3	26-6	85.5	76.2	+9.3
1987	Ladell Andersen	WAC	2nd	12-4	21-11	82.3	77.2	+5.1
1986	Ladell Andersen	WAC	4th	11-5	18-14	72.8	70.6	+2.2
1985	Ladell Andersen	WAC	3rd	9-7	15-14	75.0	74.4	+0.6
1984	Ladell Andersen	WAC	2nd	12-4	20-11	78.5	75.0	+3.5
1983	Frank Arnold	WAC	1st	11-5	15-14	69.5	66.2	+3.3
1982	Frank Arnold	WAC	4th	9-7	17-13	62.8	58.4	+4.4
1981	Frank Arnold	WAC	3rd	12-4	25-7	78.8	71.1	+7.7
1980	Frank Arnold	WAC	1st	13-1	24-5	83.5	72.5	+11.0
1979	Frank Arnold	WAC	1st	10-2	20-8	85.0	76.6	+8.4
1978	Frank Arnold	WAC	4th	6-8	12-18	81.0	83.2	-2.2
1977	Frank Arnold	WAC	7th	4-10	12-15	74.6	75.1	-0.5
1976	Frank Arnold	WAC	5th	6-8	12-14	77.5	83.9	-6.4
1975	Glenn Potter	WAC	6th	5-9	12-14	79.3	80.3	-1.0
1974	Glenn Potter	WAC	6th	6-8	11-15	77.5	83.9	-6.4
1973	Glenn Potter	WAC	2nd	9-5	19-7	79.5	74.6	+4.9
1972	Stan Watts	WAC	1st	12-2	21-5	81.8	74.1	+7.7
1971	Stan Watts	WAC	1st	10-4	18-11	82.8	79.1	+3.7
1970	Stan Watts	WAC	7th	4-10	8-18	80.7	84.1	-3.4
1969	Stan Watts	WAC	1st	6-4	16-12	83.0	80.7	+2.3
1968	Stan Watts	WAC	4th	4-6	13-12	82.6	78.2	+4.4
1967	Stan Watts	WAC	1st	8-2	14-10	81.7	76.1	+5.6
1966	Stan Watts	WAC	2nd	6-4	20-9	95.5	82.9	+12.6
1965	Stan Watts	WAC	1st	8-2	21-7	94.3	84.1	+10.2
1964	Stan Watts	WAC	3rd	5-5	13-12	79.0	80.2	-1.2
1963	Stan Watts	WAC	2nd	6-4	12-14	77.1	78.3	-1.2
1962	Stan Watts	MSC	4th	5-9	10-16	70.5	74.9	-4.4
1961	Stan Watts	MSC	3rd	9-5	15-11	73.9	71.9	+2.0
1960	Stan Watts	MSC	5th	5-9	9-17	67.0	75.1	-8.1
1959	Stan Watts	MSC	4th	8-6	15-11	75.5	71.2	+4.3
1958	Stan Watts	MSC	2nd	9-5	13-13	65.3	66.7	-1.4
1957	Stan Watts	MSC	1st	11-3	19-9	70.7	67.1	+3.6
1956	Stan Watts	MSC	2nd	10-4	18-8	77.2	67.0	+10.2
1955	Stan Watts	MSC	2nd	10-4	13-13	72.7	71.0	+1.7
1954	Stan Watts	MSC	2nd	9-5	18-11	68.6	64.8	+3.8
1953	Stan Watts	MSC	2nd	11-3	22-8	69.2	56.2	+13.0
1952	Stan Watts	MSC	2nd	9-5	14-10	60.4	58.8	+1.6
1951	Stan Watts	RMC	1st	15-5	28-8	65.3	55.7	+9.6
1950	Stan Watts	RMC	1st	14-6	22-12	55.0	49.9	+5.1

WCC=West Coast Conference; MWC=Mountain West Conference; WAC=Western Athletic Conference; MSC=Mountain State Conference (Skyline); RMC=Rocky Mountain Conference

MARRIOTT CENTER W/L RECORDS

YEARS	HEAD COACH	W/L	PCT.
1971-72	Stan Watts	12-0	1.000
	Stan Watts Total	12-0	1.000
1972-73	Glenn Potter	11-3	.786
1973-74	Glenn Potter	6-4	.600
1974-75	Glenn Potter	9-6	.533
	Glenn Potter Total	26-13	.641
1975-76	Frank Arnold	7-5	.583
1976-77	Frank Arnold	6-6	.500
1977-78	Frank Arnold	9-4	.692
1978-79	Frank Arnold	14-0	1.00
1979-80	Frank Arnold	12-2	.857
1980-81	Frank Arnold	13-0	1.00
1981-82	Frank Arnold	11-5	.688
1982-83	Frank Arnold	9-6	.600
	Frank Arnold Total	81-28	.743
1983-84	Ladell Andersen	14-1	.933
1984-85	Ladell Andersen	9-5	.643
1985-86	Ladell Andersen	12-4	.750
1986-87	Ladell Andersen	10-4	.786
1987-88	Ladell Andersen	16-2	.889
1988-89	Ladell Andersen	10-5	.667
	Ladell Andersen Total	71-21	.783
1989-90	Roger Reid	15-0	1.00
1990-91	Roger Reid	10-6	.625
1991-92	Roger Reid	14-1	.933
1992-93	Roger Reid	13-1	.929
1993-94	Roger Reid	14-2	.875
1994-95	Roger Reid	14-0	1.000
1995-96	Roger Reid	11-4	.733
1996-97	Roger Reid	1-4	.143
	Roger Reid Total	92-18	.821
1996-97	Tony Ingle	0-9	.000
	Tony Ingle Total	0-9	.000
1997-98	Steve Cleveland	4-10	.286
1998-99	Steve Cleveland	9-5	.643
1999-00	Steve Cleveland	14-2	.875
2000-01	Steve Cleveland	15-0	1.000
2001-02	Steve Cleveland	16-0	1.000
2002-03	Steve Cleveland	13-1	.929
2003-04	Steve Cleveland	13-0	1.000
2004-05	Steve Cleveland	6-8	.429
	Steve Cleveland Total	90-26	.776
2005-06	Dave Rose	14-1	.933
2006-07	Dave Rose	17-0	1.000
2007-08	Dave Rose	16-0	1.000
2008-09	Dave Rose	14-2	.875
2009-10	Dave Rose	15-1	.938
2010-11	Dave Rose	13-1	.929
2011-12	Dave Rose	13-3	.813
2012-13	Dave Rose	15-3	.833
2013-14	Dave Rose	14-1	.933
2014-15	Dave Rose	13-3	.813
	Dave Rose Total	144-15	.912
Total		516-130	.799

BYU COACHING RECORDS

YEARS	HEAD COACH	WON	LOST	PCT.
1902-03	W.A. Colton	4	5	.444
1903-05	(Unknown)	12	6	.667
1905-08	C.T. Teetzel	22	6	.786
1908-10	Fred Bennion	16	6	.727
1910-11	Henry Rose	8	0	1.000
1911-20	E.L. Roberts	58	20	.744
1920-25	Alvin Twitchell	50	20	.714
1925-28	E.L. Roberts	29	29	.500
	Roberts Overall	87	49	.640
1928-35	G. Ott Romney	139	71	.662
1935-36	Edwin R. Kimball	16	9	.640
1936-38	Fred "Buck" Dixon	25	23	.521
1938-41	Edwin R. Kimball	43	29	.597
	Kimball Overall	59	38	.608
1941-49	Floyd Millet	104	77	.575
1949-72	Stan Watts	371	254	.594
1972-75	Glenn Potter	42	36	.538
1975-83	Frank Arnold	137	94	.593
1983-89	Ladell Andersen	114	71	.616
1989-96	Roger Reid	152	77	.664
1996-97	Tony Ingle	0	19	.000
1997-05	Steve Cleveland	138	108	.561
2005-Pres.	Dave Rose	257	88	.745
	OVERALL	1738	1048	.624

POSTSEASON RECORDS

STAN WATTS	ROGER REID
NCAA Overall – 4-10	NCAA Overall – 2-5
NIT Overall – 6-2	NIT Overall – 1-1
1950 – NCAA – 1-1	1990 – NCAA – 0-1
1951 – NCAA – 1-2	1991 – NCAA – 1-1
NIT – 3-0	1992 – NCAA – 0-1
1953 – NIT – 0-1	1993 – NCAA – 1-1
1954 – NIT – 0-1	1994 – NIT – 1-1
1957 – NCAA – 1-1	1995 – NCAA – 0-1
1965 – NCAA – 0-2	
1966 – NIT – 3-0	STEVE CLEVELAND
1969 – NCAA – 0-1	NCAA Overall – 0-3
1971 – NCAA – 1-2	NIT Overall – 3-2
1972 – NCAA – 0-1	2000 – NIT – 2-1
	2001 – NCAA – 0-1
FRANK ARNOLD	2002 – NIT – 1-1
NCAA Overall – 3-3	2003 – NCAA – 0-1
NIT Overall – 0-1	2004 – NCAA – 0-1
1979 – NCAA – 0-1	
1980 – NCAA – 0-1	DAVE ROSE
1981 – NCAA – 3-1	NCAA Overall – 4-8
1982 – NIT – 0-1	NIT Overall – 3-2
	2006 – NIT – 0-1
LADELL ANDERSEN	2007 – NCAA – 0-1
NCAA Overall – 2-3	2008 – NCAA – 0-1
NIT Overall – 2-1	2009 – NCAA – 0-1
1984 – NCAA – 1-1	2010 – NCAA – 1-1
1986 – NIT – 2-1	2011 – NCAA – 2-1
1987 – NCAA – 0-1	2012 – NCAA – 1-1
1988 – NCAA – 1-1	2013 – NIT – 3-1
	2014 – NCAA – 0-1
	2015 – NCAA – 0-1



YEAR-BY-YEAR TEAM STATISTICS

YEAR	GMS	MINUTES	FG	FGA	FG%	3 FG	3 FGA	3 FG%	FT	FTA	FT%	O-REB	D-REB	TOTAL REB.	RB AVG	PF	FO
1948-49	34		837						442	654	.676						607
1949-50	34		670	1977	.339				420	668	.629						563
1950-51	37		920	2611	.352				597	902	.660			1457	39.4	709	25
1951-52	24		576	1756	.328				299	482	.620			901	37.5	442	15
1952-53	30		743		.330				566		.660			1392	46.4	558	22
1953-54	28		697		.330				529		.610			1335	47.7	539	9
1954-55	26		685	2104	.326				522	808	.646			1268	48.8	521	
1955-56	26		735	2032	.362				536	770	.696			1451	55.8	473	20
1956-57	28		688	1956	.352				609	831	.733			1230	43.9	508	18
1957-58	26		646	1731	.373				405	650	.623			1279	49.2	513	22
1958-59	26		751	1822	.412				436	698	.625			1402	53.9	470	22
1959-60	25		630	1653	.381				416	613	.679			1168	46.7	459	18
1960-61	26		736	1790	.411				451	670	.673			1255	48.3	524	
1961-62	26		725	1910	.380				390	604	.646			1293	49.7	530	
1962-63	26		745	1825	.408				495	701	.706			1273	49.0	596	
1963-64	25		775	1775	.437				424	605	.701			1220	48.8	508	
1964-65	28		1014	2122	.478				611	825	.741			1457	52.0	584	
1965-66	25		946	1898	.498				496	693	.720			1346	53.8	488	
1966-67	24		762	1550	.492				436	644	.678			1117	46.5	519	
1967-68	25		787	1803	.436				490	720	.681			1276	51.0	498	
1968-69	28		903	2029	.445				519	785	.661			1438	51.4	574	
1969-70	26		812	1859	.437				472	718	.657			1369	52.7	534	
1970-71	29		918	1933	.475				565	805	.702			1352	46.6	403	
1971-72	26		801	1659	.483				526	736	.715			1206	46.4	435	12
1972-73	26		822	1701	.483				428	594	.721			1240	47.7	365	
1973-74	26		788	1730	.455				439	581	.756			1137	43.7	492	12
1974-75	26		819	1725	.475				424	613	.692			1119	43.0	552	24
1975-76	26		805	1722	.467				405	585	.692			1162	44.7	572	31
1976-77	27		800	1706	.469				413	571	.723			1071	39.7	579	24
1977-78	30		957	1974	.485				515	725	.710			1126	37.5	640	39
1978-79	28		940	1778	.529				501	717	.699			1176	42.0	587	29
1979-80	29		955	1830	.522				511	722	.708			1224	42.2	543	21
1980-81	32		960	1954	.491				600	840	.714			1366	42.7	591	29
1981-82	30		697	1511	.461				491	689	.712			1118	37.2	507	14
1982-83	29		761	1652	.461				492	687	.716			1111	38.3	560	27
1983-84	31		896	1762	.509				641	855	.75			1076	34.7	624	17
1984-85	29		821	1773	.463				533	789	.676			1048	36.1	671	29
1985-86	32		897	1917	.468				534	769	.694			1171	36.6	654	22
1986-87	32		965	1972	.489	127	318	.399	577	773	.746			1186	37.1	673	15
1987-88	32		976	1839	.531	146	323	.452	637	835	.763			1160	36.3	597	15
1988-89	29		838	1675	.500	135	359	.376	527	647	.815			968	33.4	574	14
1989-90	30		739	1482	.499	140	311	.450	492	684	.719			925	30.8	584	21
1990-91	34		876	1796	.488	121	303	.399	581	825	.704	348	811	1257	37.0	660	18
1991-92	32		877	1762	.498	214	497	.431	599	813	.737	302	760	1176	36.8	621	20
1992-93	34	6875	948	1905	.498	161	443	.363	697	909	.767	405	837	1324	38.9	721	15
1993-94	32	6453	876	1779	.492	141	444	.318	647	880	.735	330	741	1185	37.0	691	21
1994-95	32	6481	809	1743	.464	170	486	.350	617	798	.773	338	693	1124	35.1	601	22
1995-96	28	5602	802	1690	.475	112	335	.334	587	767	.765	307	652	1061	37.9	599	
1996-97	26	5218	578	1453	.398	99	379	.261	292	453	.645	246	483	824	31.7	505	18
1997-98	30	6081	589	1571	.375	194	638	.304	534	749	.713	328	620	1060	35.3	638	
1998-99	28	5650	671	1487	.451	176	474	.371	491	677	.725	254	659	913	32.6	585	28
1999-2000	33	6624	795	1725	.461	192	515	.373	546	784	.696	299	819	1118	33.9	640	15
2000-01	33	6600	744	1620	.459	185	485	.381	651	835	.780	292	760	1052	31.9	691	23
2001-02	30	6076	711	1514	.470	170	428	.397	523	688	.760	265	735	1000	33.3	561	18
2002-03	32	6425	765	1654	.463	194	517	.375	575	762	.755	353	781	1134	35.4	688	23
2003-04	30	6025	764	1571	.486	171	487	.351	501	692	.724	316	701	1017	33.9	566	14
2004-05	30	6025	690	1648	.419	211	583	.362	381	530	.719	347	670	1017	33.9	551	10
2005-06	29	5925	782	1692	.462	202	521	.388	443	620	.715	325	699	1024	35.3	582	12
2006-07	34	6876	972	1981	.491	265	617	.415	454	688	.660	414	859	1273	37.4	662	13
2007-08	35	7025	906	1970	.460	285	764	.373	483	737	.655	365	986	1351	38.6	618	12
2008-09	33	6625	909	1879	.484	238	624	.381	488	669	.729	302	894	1196	36.2	607	14
2009-10	36	7250	1025	2120	.483	292	700	.417	650	823	.790	367	965	1332	37.0	621	5
2010-11	37	7475	1019	2267	.449	312	865	.361	662	865	.765	420	1005	1425	38.5	647	10
2011-12	35	7000	977	2099	.465	233	679	.343	540	771	.700	381	966	1347	38.5	637	15
2012-13	36	7200	999	2188	.457	213	630	.338	566	777	.728	433	966	1399	38.9	678	12
2013-14	35	7125	1012	2186	.463	177	498	.355	730	1055	.692	463	969	1432	40.9	690	16
2014-15	35	7100	976	2090	.467	300	763	.393	679	886	.766	421	928	1349	38.5	721	13

YEAR-BY-YEAR TEAM STATISTICS

YEAR	ASSTS	TO	BLOCKS	STEALS	POINTS	PPG	WINS	LOSS	WIN %	CONF. W	CONF. L	PLACE, CONF.	NCAA/NIT	RECORD
1948-49					2116	58.8	21	13	.618	12	8	4th, SC		
1949-50					1760	55.0	22	12	.647	14	6	1st, SC	NCAA	1-1
1950-51	405				2416	65.3	28	9	.757	15	5	1st, SC	NCAA/NIT	1-2/3-0*
1951-52	171				1451	60.4	14	10	.583	9	5	2nd, SC		
1952-53					2052	68.5	22	8	.733	11	3	2nd, SC	NIT	0-1
1953-54					1923	68.6	18	11	.621	9	5	3rd, SC	NIT	0-1
1954-55					1892	72.8	13	13	.500	10	4	2nd, SC		
1955-56					2006	77.2	18	8	.692	10	4	2nd, SC		
1956-57					1985	70.1	19	9	.679	11	3	1st, SC	NCAA	1-1
1957-58					1697	65.3	12	14	.462	9	5	T2nd, SC		
1958-59					1965	75.6	15	11	.577	8	6	4th, SC		
1959-60					1676	67.0	8	17	.320	5	9	5th, SC		
1960-61					1923	74.0	15	11	.577	9	5	3rd, SC		
1961-62					1834	70.5	10	16	.385	5	9	4th, SC		
1962-63					1985	76.3	12	14	.462	6	4	2nd, WAC		
1963-64					1974	79.0	13	12	.520	5	5	3rd, WAC		
1964-65					2639	94.3	21	7	.750	8	2	1st, WAC	NCAA	0-2
1965-66					2388	95.5	20	5	.800	6	4	2nd, WAC	NIT	3-0*
1966-67					1960	81.7	14	10	.583	8	2	T1st, WAC		
1967-68					2064	85.6	13	12	.520	4	6	T4th, WAC		
1968-69					2325	83.0	16	12	.571	6	4	T1st, WAC	NCAA	0-1
1969-70					2096	80.6	8	18	.308	4	10	7th, WAC		
1970-71					2401	82.8	18	11	.621	10	4	1st, WAC	NCAA	1-2
1971-72					2128	81.8	21	5	.808	12	2	1st, WAC	NCAA	0-1
1972-73					2068	79.5	19	7	.731	9	5	T2nd, WAC		
1973-74					2015	77.5	11	15	.423	6	8	6th, WAC		
1974-75					2062	79.3	12	14	.462	5	9	6th, WAC		
1975-76	445				2015	77.5	12	14	.462	6	8	T5th, WAC		
1976-77	444				2013	74.6	12	15	.444	4	10	7th, WAC		
1977-78	565	475	70	168	2429	81.0	12	18	.400	6	8	T4th, WAC		
1978-79	540	489	97	172	2381	85.0	20	8	.714	10	2	1st, WAC	NCAA	0-1
1979-80	560	450	103	144	2421	83.5	24	5	.828	13	1	1st, WAC	NCAA	0-1
1980-81	542	476	117	157	2520	78.8	25	7	.781	12	4	3rd, WAC	NCAA	3-1
1981-82	450	444	90	127	1885	62.8	17	13	.567	9	7	T4th, WAC	NIT	0-1
1982-83	445	394	133	173	2014	69.4	15	14	.517	11	5	T1st, WAC		
1983-84	495	444	75	196	2433	78.5	20	11	.645	12	4	2nd, WAC	NCAA	1-1
1984-85	438	364	64	183	2175	75.0	15	14	.517	9	7	T3rd, WAC		
1985-86	496	452	102	187	2328	72.8	18	14	.563	11	5	4th, WAC	NIT	2-1
1986-87	540	423	109	201	2634	82.3	21	11	.656	12	4	2nd, WAC	NCAA	0-1
1987-88	597	442	86	205	2735	85.5	26	6	.813	13	3	1st, WAC	NCAA	1-1
1988-89	438	392	25	175	2338	80.6	14	15	.483	7	9	5th, WAC		
1989-90	467	369	47	191	2110	70.3	21	9	.700	11	5	T1st, WAC	NCAA	0-1
1990-91	565	473	246	175	2454	72.2	21	13	.618	11	5	2nd, WAC	NCAA	1-1
1991-92	564	451	94	219	2567	80.2	25	7	.781	12	4	T1st, WAC	NCAA	0-1
1992-93	613	566	127	214	2754	81.0	25	9	.735	15	3	T1st, WAC	NCAA	1-1
1993-94	482	474	108	219	2540	79.4	22	10	.688	12	6	3rd, WAC	NIT	1-1
1994-95	498	448	99	225	2405	75.2	22	10	.688	13	5	T2nd, WAC	NCAA	0-1
1995-96	479	386	71	185	2303	82.3	15	13	.536	9	9	5th, WAC		
1996-97	316	425	53	147	1547	59.5	1	25	.038	0	16	8th, WAC Mtn		
1997-98	355	486	72	194	1906	63.5	9	21	.300	4	10	6th, WAC Mtn		
1998-99	359	484	87	188	2009	71.8	12	16	.429	6	8	5th, WAC Pac		
1999-2000	478	453	73	236	2328	70.5	22	11	.667	7	7	6th, MWC	NIT	2-1
2000-01	414	454	108	203	2324	70.4	24	9	.727	10	4	T1st, MWC	NCAA	0-1
2001-02	420	412	92	158	2115	70.5	18	12	.600	7	7	T4th, MWC	NIT	1-1
2002-03	428	436	82	222	2299	71.8	23	9	.719	11	3	T1st, MWC	NCAA	0-1
2003-04	445	409	98	208	2200	73.3	21	9	.700	10	4	2nd, MWC	NCAA	0-1
2004-05	370	439	104	183	1722	65.7	9	21	.429	3	11	T7th, MWC		
2005-06	462	425	108	197	2209	76.2	20	9	.690	12	4	T2nd, MWC	NIT	0-1
2006-07	542	456	118	205	2654	78.1	25	9	.735	13	3	1st, MWC	NCAA	0-1
2007-08	587	492	135	207	2580	73.7	27	8	.771	14	2	1st, MWC	NCAA	0-1
2008-09	537	375	119	241	2544	77.1	25	8	.758	12	4	T1st, MWC	NCAA	0-1
2009-10	567	417	126	307	2992	83.1	30	6	.833	13	3	2nd, MWC	NCAA	1-1
2010-11	538	404	150	298	3012	81.4	32	5	.865	14	2	T1st, MWC	NCAA	2-1
2011-12	599	473	154	296	2727	77.9	29	6	.743	12	4	3rd, WCC	NCAA	1-1
2012-13	575	432	89	291	2777	77.1	24	12	.667	10	6	3rd, WCC	NIT	3-1
2013-14	544	395	103	251	2931	83.7	23	12	.657	13	5	T2nd, WCC	NCAA	0-1
2014-15	594	417	103	257	2931	83.7	25	10	.714	13	5	T2nd, WCC	NCAA	0-1

* NIT Champions



BYU NCAA TOURNAMENT RESULTS

1950 (final 8 finish)

Western Regional Semis (Kansas City)
 Baylor 56, BYU 55
 Western Consolation (Kansas City)
 BYU 83, UCLA 62

1951 (final 8 finish)

West First Round (Kansas City)
 BYU 68, San Jose State 61
 West Regional Semifinals (Kansas City)
 Kansas State 64, BYU 54
 West Regional Consolation (Kansas City)
 Washington 80, BYU 67

1957 (final 16 finish)

*first-round bye
 West Regional Semifinals (Corvallis, Ore.)
 California 86, BYU 59
 West Regional Consolation (Corvallis, Ore.)
 BYU 65, Idaho State 54

1965 (final 16 finish)

*first-round bye
 West Regional Semifinals (Provo, Utah)
 UCLA 100, BYU 76
 West Regional Consolation (Provo, Utah)
 Oklahoma City 112, BYU 102

1969

West First Round (Las Cruces, N.M.)
 New Mexico State 74, BYU 62

1971 (final 16 finish)

West First Round (Logan, Utah)
 BYU 91, Utah State 82
 West Reg. Semifinals (Salt Lake City)
 UCLA 91, BYU 73
 West Reg. Consolation (Salt Lake City)
 Pacific 84, BYU 81

1972

West First Round (Pocatello, Idaho)
 Long Beach State 95, BYU 90

1979

*first-round bye
 West Second Round (Tucson, Ariz.)
 (4) San Francisco 86, (5) BYU 63

1980

*first-round bye
 West Second Round (Ogden, Utah)
 (6) Clemson 71, (3) BYU 66

1981 (final 8 finish)

East Regional (Providence, R.I.)
 (6) BYU 60, (11) Princeton 51
 (6) BYU 78, (3) UCLA 55
 East Regional Semifinals (Atlanta)
 (6) BYU 51, (2) Notre Dame 50
 West Regional Finals (Atlanta)
 (1) Virginia 74, (6) BYU 60

1984

Midwest Regional (Birmingham, Ala.)
 (8) BYU 84, (9) UAB 68
 (1) Kentucky 93, (8) BYU 68

1987

SE First Round (Birmingham, Ala.)
 (7) New Orleans 83, (10) BYU 79

1988

Midwest Regional (Birmingham, Ala.)
 (4) BYU 98, (13) NC-Charlotte 92 (OT)
 (5) Louisville 97, (4) BYU 76

1990

East First Round (Hartford, Conn.)
 (5) *Clemson 49, (12) BYU 47
**win later vacated by the NCAA*

1991

West First Round (Salt Lake City)
 (10) BYU 61, (7) Virginia 48
 West Second Round (Salt Lake City)
 (2) Arizona 76, (10) BYU 61

1992

West First Round (Boise, Idaho)
 (7) LSU 94, (10) BYU 83

1993

Midwest First Round (Chicago)
 (7) BYU 80, (10) SMU 71
 Midwest Second Round (Chicago)
 (2) Kansas 90, (7) BYU 76

1995

Midwest First Round (Memphis, Tenn.)
 (9) Tulane 76, (8) BYU 70

2001

West First Round (San Diego)
 (5) Cincinnati 84, (12) BYU 59

2003

South First Round (Spokane, Wash.)
 (5) Connecticut 58, (12) BYU 53

2004

Phoenix Bracket (Denver)
 (5) Syracuse 80, (12) BYU 75

2007

South First Round (Lexington, Ky.)
 (9) Xavier 79, (8) BYU 77

2008

West First Round (Anaheim, Calif.)
 (9) Texas A&M 67, (8) BYU 62

2009

West First Round (Philadelphia)
 (9) Texas A&M 79, (8) BYU 66

2010

West First Round (Oklahoma City)
 (7) BYU 95, (10) Florida 85 (20T)
 West Second Round (Oklahoma City)
 (2) Kansas State 84, (7) BYU 72

2011 (final 16 finish)

Southeast Second Round (Denver)
 (3) BYU 74, (14) Wofford 66
 Southeast Third Round (Denver)
 (3) BYU 89, (11) Gonzaga 67
 Southeast Semifinals (New Orleans)
 (2) Florida 83, (3) BYU 74 (OT)

2012

West First Round (Dayton)
 (14) BYU 78, (14) Iona 72
 West Second Round (Louisville)
 (3) Marquette 88, (14) BYU 68

2014


West Second Round (Milwaukee)
 (7) Oregon 87, (10) BYU 68

2015

West First Round (Dayton)
 (11) Ole Miss 94, (11) BYU 90

OVERALL RECORD

NCAA 15-32 (29 years)



In the 1981 NCAA Tournament, the Cougars advanced to the Elite Eight where they took on All-American Ralph Sampson and the Virginia Cavaliers. After beating Princeton, UCLA and Notre Dame earlier in the tournament, the Cougars, led by Greg Kite, Fred Roberts and Danny Ainge, were finally eliminated by the Cavaliers in the Elite Eight.

NIT APPEARANCES

1951

BYU 75, St. Louis 58
 BYU 69, Seton Hall 59
 BYU 62, Dayton, 43 (NIT Final)

1953

Niagara 82, BYU 76

1954

St. Francis PA 81, BYU 68

1966

BYU 90, Temple 78
 BYU 97, Army 60
 BYU 97, NYU 84 (NIT Final)

1982

Washington 66, BYU 63

1986

at BYU 67, SMU 63
 at BYU 93, Cal-Irvine 80
 at Ohio State 79, BYU 68

1994

at BYU 74, Arizona St. 67
 at Fresno St. 68, BYU 66

2000

at BYU 81, Bowling Green 54
 at BYU 82, Southern Illinois 57
 at Notre Dame 64, BYU 52

2002

at BYU 78, UC Irvine 55
 at Memphis 80, BYU 69

2006

at Houston 77, BYU 67

2013

at BYU 90, Washington 79
 at BYU 90, Mercer 71
 at Southern Miss 62, BYU 79
 BYU 70, Baylor 76 (NIT Semifinal)

OVERALL RECORD

NIT 15-9 (11 years)
 (Champions 1951, 1966)


COUGARS EARN NATIONAL TITLES IN 1951 AND 1966

In 1951, the Cougars defeated Dayton in the championship game of the National Invitational Tournament. After the win, BYU accepted an invitation to the NCAA Tournament, which at the time was not yet recognized as the decisive tournament for the country's best team.



1951 NIT CHAMPIONS

As the nation's champions, the Cougars finished 28-9 with the most wins in BYU basketball history. Not only is it impressive that BYU won the national title and so many games, but it is even more amazing that they did so without a home court. With the Smith Fieldhouse under construction, BYU split its "home games" between Springville High's gymnasium and the University of Utah. Head coach Stan Watts guided the Cougars to the national title in only his second year at the helm. Watts had the help of Mel Hutchins, who became the first Cougar to be named a first-team All-American and went on to win Rookie of the Year in the NBA in the 1952-53 season.




In 1966, the Cougars finished as a 20-game winner with their final game against NYU in the championship game of the National Invitational Tournament. Playing in a packed Madison Square Garden, the No. 1-ranked Cougars outplayed NYU, leading 48-43 at halftime and never looked back. With star Dick Nemelka on the bench with four fouls, the Cougars turned to junior center Craig Raymond and junior forward Gary Hill. Hill and Raymond, non-starters going into the tournament, led the high-scoring Cougar offense with 21 points each.

Steve Kramer added 20 points to become the third Cougar with 20 or more points and the fifth Cougar to score in double digits. The win over the Violets marked the second NIT championship for both BYU and head coach Stan Watts. The season was the highest scoring in Cougar history. BYU averaged 95.5 points per game while hitting 50 percent of its shots. In the NIT final, the Cougars shot 59 percent while handling NYU. Former coach of the Boston Celtics, Red Auerbach, commented on BYU at the championship, saying, "BYU simply overpowered them. They (the Cougars) outplayed them all over the court."



1966 NIT CHAMPIONS



TOURNAMENT RESULTS



YEAR	TOURNAMENT	PLC.	REC.	1982-83	Cougar Classic	3rd	1-1	1997-98	Cougar Classic	1st	2-0
1949-50	Rocky Mtn. Conference	1st	3-0		Holiday Festival	4th	0-2		Rainbow Classic		1-2
	Los Angeles Invitational	4th	1-1	1983-84	Cougar Classic	3rd	1-1		WAC		0-1
	NCAA	4th	1-1		Kentucky Invitational	2nd	2-1	1998-99	Cougar Classic	1st	2-0
1950-51	Rocky Mtn. Conference	2nd	2-1		WAC		0-1		WAC		1-1
	NIT	1st	3-0		NCAA Regional		1-1	1999-00	Cougar Classic	1st	2-0
	NCAA	4th	1-2	1984-85	Stanford Invitational	3rd	1-1		MWC	2nd	2-1
1951-52	Sugar Bowl	4th	0-2		Cougar Classic	1st	2-0		NIT		2-1
1952-53	Dixie Classic	2nd	2-1		Cotton States	3rd	1-1	2000-01	Yahoo Sports Invitational	4th	1-2
	NIT		0-1		WAC		0-1		MWC	1st	3-0
1953-54	Holiday Festival	3rd	2-1	1985-86	Kactus Klassic	3rd	1-1		NCAA		0-1
	NIT		0-1		Cougar Classic	2nd	1-1	2001-02	Las Vegas Showdown		1-0
1955-56	Motor City	1st	2-0		WAC		0-1		MWC		0-1
1956-57	Holiday Festival	3rd	2-1		NIT		2-1		NIT		1-1
	NCAA Regional	3rd	1-1	1986-87	Coca-Cola NIT Classic		0-1	2002-03	Paradise Jam	1st	3-0
1958-59	Queen City	4th	0-2		Cougar Classic	2nd	1-1		MWC		1-1
1959-60	Hurricane	3rd	1-1		Cable Car Classic	1st	2-0		NCAA		0-1
1960-61	Poinsettia	3rd	1-1		WAC		1-1	2003-04	Cable Car Classic		2-0
1962-63	Quaker City	2nd	2-1		NCAA		0-1		MWC		1-1
1963-64	Far West	2nd	2-1	1987-88	Cougar Classic	1st	2-0		NCAA		0-1
1964-65	All-College	3rd	2-1		WAC		1-1	2004-05	Maui Invitational		1-2
	NCAA Regional	4th	0-2		NCAA		1-1		MWC		0-1
1965-66	Quaker City	5th	2-1	1988-89	Lapchick	2nd	1-1	2005-06	MWC		0-1
	NIT	1st	3-0		Cougar Classic	2nd	1-1		NIT		0-1
1966-67	Holiday Festival	6th	1-2		WAC		0-1	2006-07	BYU Holiday Classic	1st	3-0
1967-68	All-College	2nd	2-1	1989-90	Cougar Classic	1st	2-0		MWC	2nd	2-1
1968-69	Cable Car Classic	4th	0-2		WAC		0-1		NCAA		0-1
	Far West Classic	3rd	2-1		NCAA		0-1	2007-08	Las Vegas Invitational	2nd	3-1
	NCAA Regional		0-1	1990-91	Big Apple NIT		0-1		MWC	2nd	2-1
1969-70	Quaker City	5th	1-2		Cougar Classic	2nd	1-1		NCAA		0-1
1970-71	NCAA Regional	4th	1-2		Holiday Festival	4th	0-2	2008-09	Basketball Travelers Inv.	1st	3-0
	Rainbow Classic	2nd	2-1		WAC	1st	3-0		MWC		1-1
1971-72	Cougar Classic	1st	2-0		NCAA		1-1		NCAA		0-1
	Jayhawk Classic	3rd	1-1	1991-92	Cougar Classic	1st	2-0	2009-10	Las Vegas Classic	1st	4-0
	Old Dominion	3rd	1-1		Red Lobster Classic	3rd	1-1		MWC		1-1
	NCAA Regional		0-1		WAC	1st	3-0		NCAA		1-1
1972-73	All-College	2nd	2-1		NCAA		0-1	2010-11	South Padre Island Inv.	1st	4-0
1973-74	Far West Classic	4th	2-1	1992-93	Cougar Classic	1st	2-0		MWC		2-1
1975-76	Cougar Classic	2nd	1-1		Maui Invitational	2nd	2-1		NCAA		2-1
	Old Dominion	1st	2-0		Far West Classic	4th	0-2	2011-12	Chicago Inv. Challenge	2nd	3-1
1976-77	Cougar Classic	1st	2-0		WAC		1-1		WCC		1-1
	All-College	3rd	2-1		NCAA		1-1		NCAA		1-1
1977-78	Cougar Classic	4th	0-2	1993-94	Tournament of Champs	2nd	1-1	2012-13	Coaches vs. Cancer	4th	2-2
	Rainbow Classic	7th	1-2		Cougar Classic	1st	2-0		WCC		0-1
1978-79	Cougar Classic	1st	2-0		WAC	2nd	2-1		NIT		3-1
	Pillsbury Classic	3rd	1-1		NIT		1-1	2013-14	CBE Hall of Fame Classic	2nd	3-1
	NCAA Regional		0-1	1994-95	Alaska Shootout	2nd	2-1		WCC		2-1
1979-80	Cougar Classic	1st	2-0		Cougar Classic	1st	2-0		NCAA		0-1
	Far West Classic	3rd	2-1		Cable Car Classic	1st	2-0	2014-15	EA Sports Maui Invite	3rd	2-2
	NCAA Regional		0-1		WAC		0-1		WCC		2-1
1980-81	Cougar Classic	1st	2-0		NCAA		0-1		NCAA		0-1
	Volunteer Classic	2nd	1-1	1995-96	Cougar Classic	1st	2-0				(29 NCAA Appearances: 15-32)
	NCAA Regional		3-1		WAC		0-1				(11 NIT Appearances: 15-9)
1981-82	Cougar Classic	1st	2-0	1996-97	Cougar Classic	4th	0-2				
	NIT		0-1								

14
FREDETTE 32



ALL-TIME HONORS




THE 14th ANNUAL ALL-TIME GREATS

JIMMER FREDETTE

2011 JIMMER FREDETTE 32

Jimmer Fredette
Brigham Young University
NBA Draft Pick
2010-2011



DANNY AINGE JERSEY RETIREMENT 2003

With a capacity crowd of 22,702 on hand, Danny Ainge was honored on March 8, 2003, by being the first-ever BYU basketball player to have his jersey retired in the 100-year history of the program. His No. 22 jersey will forever hang from the rafters of the Marriott Center.

"It's just a great honor," Ainge said. "BYU was the greatest time of my life. It's just great to be a part of BYU basketball. I don't know why mine is the first to go up. There were a lot of great players before me. Hopefully this is just the start."

Then-BYU president Merrill J. Bateman said, "The standard has been set very high. We hope there will be more." Ainge's jersey, not his number, was retired, which means future players may still have the option to wear No. 22.

The ceremony, which took place during halftime of BYU's game against Colorado State, started with a video clip of Ainge's famous coast-to-coast, last-second basket to beat Notre Dame in the 1981 NCAA Tournament. Then-men's athletics director Val Hale shared some of Ainge's accomplishments, which include being named college basketball player of the year in 1981, playing professional baseball with the Toronto Blue Jays and winning two basketball championships with the Boston Celtics.

One of Ainge's former teammates, Scott Runia, said they used to call Ainge "clout" because he brought the team clout. They called him "clutch" because he made the play when it counted. They called him "smooth" because Danny won the heart of Michelle Toolson, Ainge's wife. But most importantly, they called him a friend.

DANNY AINGE
1981 NCAA Player of the Year

Known for his feisty, hard-nosed playing style, Danny Ainge has become one of the most famous athletes to graduate from BYU.

During his four-year career as a Cougar, Ainge was a Consensus All-American, a two-time first-team Academic All-American, the WAC Player of the Year and a four-time All-WAC selection. He set an NCAA record with 112 consecutive games scoring in double digits and broke the BYU and WAC all-time scoring records with 2,467 points.

As a senior in 1981, Ainge led BYU to the 1981 Eastern Regionals. He concluded his senior season by winning the Eastman Award as well as the John Wooden Award — given annually to the top collegiate basketball player in the nation.

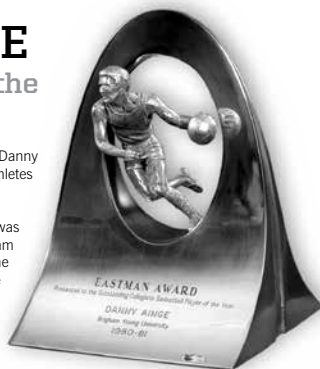
Ainge beat out Isiah Thomas (Indiana), Sam Bowie (Kentucky), Mark Aguirre (DePaul), Ralph Sampson (Virginia) and Steve Johnson (Oregon State) to win the Wooden Award. In doing so, he became the fifth winner of the award, joining Marques Johnson, Larry Bird, Phil Ford and Darrell Griffith.

As a two-sport star, Ainge was drafted by both the Toronto Blue Jays for baseball and the Boston Celtics (31st pick) for basketball. After playing four seasons with the Blue Jays, he chose to pursue an NBA career. Ainge was a member of the Celtics' 1984 and 1986 Championship teams and played in six NBA finals with three different teams (Boston, Portland and Phoenix). He also played for the Sacramento Kings. He became only the third player in NBA history to make 1,000 3-point field goals, finishing his 14-year career with 1,002.

Ainge played in 193 NBA playoff games, which was second all-time (Kareem Abdul-Jabbar, 237) when he retired. He is currently tied for seventh all-time with Karl Malone and ahead of Magic Johnson, Robert Parrish, John Havlicek and Bill Russell to name a few.

After retiring in 1995, Ainge was an NBA basketball television analyst for Turner Broadcasting for one year before the Phoenix Suns brought him back to the organization as an assistant head coach. Just eight games into the season, he was promoted to head coach and guided his club to a 40-34 record after the team started the season 0-8. He spent the next two-plus seasons as head coach of the Suns and compiled a 136-90 (.602) record before stepping down on December 13, 1999. He then returned for three more seasons with Turner Broadcasting before returning to the Boston Celtics in May 2003 as the Executive Director of Basketball Operations. He was named the 2008 NBA Executive of the Year following the Celtics' Championship season.

His oldest son Austin played on the BYU basketball team from 2003-07 and another son Cooper is a redshirt freshman on the 2015-16 squad. Ainge was inducted into the GTE Academic All-America Hall of Fame in May 2000 and honored with the prestigious NCAA Silver Anniversary Award in January 2006.



DANNY AINGE COLLEGE HONORS

- Eastman Award (1981 Player of the Year NABC)
- John Wooden Award
- MVP NABC All-Star Game
- Naismith All-America First Team
- NBA Coaches All-America First Team
- NABC (Kodak-Coaches) All-America First Team
- Associated Press All-America First Team
- Basketball Writers Association All-America First Team
- United Press International All-America First Team
- The Sporting News All-America First Team
- Pizza Hut First Team
- District 7 Player of the Year
- Western Athletic Conference Player of the Year
- Four-time All-WAC selection
- Two-time Academic All-America Team

OTHER COLLEGE ACCOMPLISHMENTS

- Set NCAA record with 112 consecutive games scoring in double figures
- Finished in NCAA top-20 career points leaders
- Finished as WAC's career scoring leader
- WAC record-holder in seven other categories
- Set three BYU season scoring records and seven career marks

JIMMER FREDETTE

2011 NCAA Player of the Year

Jimmer Fredette took BYU and college basketball by storm his senior year, as his name became a verb, a noun and an adjective. Known as 'The Jimmer', the one-name star capped his record-setting career by earning national player of the year honors and leading the Cougars to the Sweet 16 for the first time since 1981.

The Glens Falls, N.Y., native was the nation's leading scorer at 28.9 points per game in 2010-11. The All-American became a fixture on ESPN's SportsCenter and in national publications throughout the season as his point totals, deep threes and incredible shot-making ability captured the nation's attention. The national media exposure included features in Sports Illustrated and USA Today, back-to-back Sports Illustrated Covers and appearing as a guest on SportsCenter, PTI and the CBS Final Four pregame show.

All the attention came as a result of Fredette's stellar play on the court and humble demeanor in leading the Cougars to a program-record 32 victories, the Mountain West Conference regular season title and BYU's most successful NCAA Tournament run since 1981. Some of his memorable performances along the way included 39 points at UNLV, 47 at Utah, 43 against No. 3 San Diego State at home and a BYU-record 52 points against New Mexico in the MWC Tournament.

For all of his efforts, Fredette was honored at the highest levels in college basketball as he was named the consensus national player of the year.

Fredette was awarded the Wooden Award, the Naismith Trophy, the Oscar Robertson Trophy and numerous other player of the year awards, while also being named the Male College Athlete of the Year at the ESPys and the unanimous selection for MWC Player of the Year.

Fredette concluded his career as BYU's all-time leading scorer with 2,599 points. He also set the BYU single-season scoring record with 1,068 points in 2010-11. His 28.9 points per game in 2010-11 are also a Cougar record and Fredette also rewrote nearly every MWC single-game, season and career scoring records.

In four years at BYU, Fredette helped the Cougars capture three MWC titles and advance to the NCAA Tournament four times. He also led BYU to its best four-year run in program history as the Cougars won 114 games.

Following his record-setting senior season, Fredette was drafted No. 10 in the 2011 NBA Draft by the Milwaukee Bucks and then traded to the Sacramento Kings.

JIMMER FREDETTE SENIOR SEASON HONORS

2011 National Player of the Year (Naismith, Wooden, AP, Oscar Robertson, NABC, Adolph Rupp, Sporting News, Basketball Times, CBSSports.com, SI.com)
 2011 Lowes Senior CLASS Award
 2011 first-team All-American (John R. Wooden Award, AP, Sporting News, State Farm Coaches for NABC Division I, USBWA, Basketball Times, CBSSports.com, SI.com, Yahoo! Sports, FoxSports.com, Lute Olson)
 2011 MWC Player of the Year
 2011 All-MWC First Team
 2011 MWC Tournament MVP
 2011 NABC All-District 17 First Team
 2011 USBWA All-District VIII First Team
 2011 USBWA District VIII Player of the Year
 2011 Dick Vitale National Player of the Week (Dec. 13, Jan. 10, Jan. 17)
 2011 ESPN.com Weekly Watch National Player of the Week (Jan. 10, Jan. 17)
 2011 MWC Player of the Week (Nov. 29, Dec. 13, Jan. 3, Jan. 10, Jan. 17, Jan. 24, Feb. 7, Feb. 28)
 2011 South Padre Island Invitational MVP
 2011 Bob Cousy Award Finalist (Final 5)


OTHER COLLEGE ACCOMPLISHMENTS

2010-11 Nation's leading scorer (28.9 points per game)
 Set BYU and MWC single game, single season and career scoring records
 Set BYU single game, single season and career records for made 3-pointers
 Scored the most points by a BYU player in the Marriott Center with 43 vs. San Diego State



KRESIMIR COSIC

BASKETBALL HALL OF FAME INDUCTEE



Few players in BYU history have been able to capture the hearts of Cougar fans like Kresimir Cosic did from 1970-73. The 6-foot-11 center from Zadar, Yugoslavia, entertained fans during his stellar career with his enthusiastic, guard-like play.

Whether it was leading the fastbreak, dribbling between his legs or shooting a sky-hook, Cosic's enthusiasm and on-court antics endeared him to almost everyone who saw him play.

During his career at BYU, Cosic used his versatile inside-outside game to lead the Cougars in scoring (23.3) and rebounding (13.0) as a junior and again as a senior (20.2 points per game). His unselfish attitude helped him lead his team in assists.

He ranks second on BYU's all-time rebounding list with 919, an average of 11.6 per game, and fourth all-time with a 19.1 career scoring average, while recording a BYU-record 47 double-doubles. He was a three-time first-team All-WAC selection and an All-American his junior and senior years. He likely would have been a four-year all-conference award winner but freshmen at that time were not allowed to play on varsity. Behind the play of Cosic, the Cougars won two WAC titles and reached the NCAA Regional Tournament in 1971 and 1972.



Upon graduation, Cosic became very much involved with basketball throughout Europe. He had offers to play in the NBA from the Boston Celtics and Los Angeles Lakers but he chose to return home and play for the Yugoslavian National Team for \$250 a week. Cosic played on four Olympic teams with his native land, winning a gold medal in 1980 and two silver medals in 1968 and 1976. He ended his career as his country's all-time scoring leader and went on to coach the Yugoslavian national team for many years.

His national and international accomplishments led to his induction into the Basketball Hall of Fame in Springfield, Mass., on May 6, 1996, making Cosic the first BYU player and second Cougar along with former coach Stan Watts to receive the prestigious honor. He is also a member of the Utah Basketball Hall of Fame, inducted in 2001.



In September of 1992, Cosic was appointed as deputy ambassador for Croatia to the United States. He and his family lived in Washington D.C. where he performed his diplomatic duties in the same excellent manner in which he played basketball.

On May 25, 1995, Cosic lost his battle against the toughest opponent of his career – cancer. During his 46 years on earth, Cosic became one of the most influential and well-known of all European basketball players. He left behind the legacy and credit of being the individual who first introduced the American game of basketball to Europe.

During the 2005 NCAA Men's Basketball Tournament, CBS Television analyst Billy Packer singled out Cosic while discussing the quality of international players playing college basketball. "Kresimir Cosic, who played at BYU, was really the first great international player to play college basketball in the United States," Packer said.



Cosic played in BYU's first game on the Marriott Center floor in 1971. His No. 11 jersey was retired by BYU on Mar. 4, 2006 in a halftime ceremony with 20,732 fans in attendance, which was also the last time the original Marriott Center floor was used before being replaced during the summer of 2006.

"It's very impressive that Kreso is not forgotten here," said Cosic's wife Ljerka, through her daughter Ana, at the retirement ceremony. "Kreso never forgot Provo. He loved his Croatia and always spoke of it as the most beautiful place on Earth, but Provo forever remained his second home. Provo and BYU marked his life forever."



STAN WATTS

BASKETBALL HALL OF FAME INDUCTEE

When considering the most influential individuals in BYU basketball history, Stan Watts has to be placed at the top of the list. During his 23 years at the helm of the Cougar basketball program, Watts led his teams to two NIT National

Championships (1951, 1966) and oversaw the construction of the George Albert Smith Fieldhouse and the Marriott Center.

His nationally recognized accomplishments led to his induction into the Basketball Hall of Fame in Springfield, Massachusetts, on March 6, 1986, making him the first Cougar to receive the prestigious honor. Watts finished his career after the 1971-72 season with an overall record of 371-254 (.594).

He was a member of the NCAA's Rules Committee, served as president of the National Association of Basketball Coaches and chaired the U.S. Olympic Basketball Committee in 1976. Watts also served six years as BYU's athletic director and spent time on the Cougar football and baseball coaching staffs.

Even more impressive than his remarkable accomplishments as a coach is his impeccable character as a human being. He is respected by coaches, fans and players alike for his conduct both on and off the court.

"His won-loss record speaks very well for the kind of coach he was," said former player Harold Christensen, who played for Watts on the 1951 championship team. "His reputation among his fellow coaches suggests how much they respected him. He still has that and is still honored in the community in which he coached."

Always a fighter, Watts overcame a rare form of cancer in 1971—only the fourth-known case of this type of cancer in medical history. Despite the fact that the other three individuals died, Watts refused to give up. After 14-hours of surgery and a two-month stay in the hospital, Watts returned to coach his team to a WAC Championship the following year.

Known for his fast-break style of offense, Watts remained an avid




Cougar fan. He once said, "It has always been our contention that the average basketball fan likes to see fast-scoring, speedy, exciting basketball."

By looking around the Marriott Center during a Cougar game, there are hints that Watts has been there. The glass-encased exhibit in the halls outside the arena pays tribute to one of the greatest coaches and individuals ever to grace the sidelines of a BYU athletic contest — as do the two NIT Championship banners and the WAC title banners from 1965, 1967, 1969, 1971 and 1972.

"The greatest tribute I can pay to Stan Watts," said retired Senior Associate Athletic Director Pete Witbeck, who was BYU's NCAA compliance officer and former assistant to Watts for many years, "is he's truly a man of God. He's always been a gentleman and great man. You don't see that very often."

Watts passed away April 6, 2000, at the age of 88.



STAN WATTS
NIT CHAMPIONSHIPS, 1951, 1966

BYU BASKETBALL'S ALL-AMERICANS

PLAYER	POS.	HT.	YEAR	RECOGNITION
Elwood S. Romney			1931	Helms (1st), College Humor (3rd), Consensus
			1932	Helms (1st)
Joe Nelson	F	6-3	1948	Helms (2nd), GlobeTrotters Tour
Mel Hutchins	C	6-5	1951	Helms (1st), Sporting News (1st), Converse Yearbook (1st), Look Magazine (1st), INS (1st), UPI (3rd), AP (3rd)
			1951	Converse Yearbook (4th)
Roland Minson	F	6-0	1951	Converse Yearbook (4th)
Joe Richey	F	6-1	1953	Colliers (2nd), INS (2nd), Look Magazine (2nd), Helms (3rd)
Dean Larsen	F	6-2	1954	Helms (2nd)
Terry Tebbs	G	5-9	1955	UPI Little (2nd)
			1956	UPI Little (1st)
Tom Steinke	G	5-10	1957	UPI Little (1st), Helms (2nd)
Gary Earnest	G	6-0	1961	AP (HM)
John Fairchild	C	6-8	1965	Helms, NABC (3rd)
Dick Nemelka	G	6-0	1966	Helms, Converse Yearbook (1st), USBWA (1st), NABC (3rd)
Kresimir Cosic	C	6-11	1972	Helms, Converse Yearbook (2nd), UPI (3rd), NABC (4th)
			1973	Helms, NABC (4th), Citizen Saving Athletes Foundation
Danny Ainge	G	6-5	1978	UPI (HM)
			1979	NABC (4th)
			1980	Helms, NABC (3rd), Academic (1st)
			1981	Consensus, Helms, AP (1st), NABC (1st), UPI (1st), Sporting News (1st), Converse Yearbook (1st), Basketball Times (1st), Wooden Award, Eastman Award, USBWA (2nd), Academic (1st)
Devin Durrant	F	6-7	1983	Academic (1st)
			1984	Wooden (1st), AP (2nd), NABC (2nd), USBWA (2nd), Sporting News (2nd), Basketball Times (2nd), UPI (3rd)
Michael Smith	F	6-10	1987	Academic (1st)
			1988	USBWA (2nd), UPI (2nd), Basketball Times (2nd), AP (3rd), Basketball Weekly (3rd), Sporting News (HM), Academic (1st)
			1989	Academic (1st)
Jeff Chatman	F	6-6	1986	Associated Press (HM), Sporting News (HM)
			1988	Sporting News (HM)
Andy Toolson	F	6-6	1990	Academic (1st)
Shawn Bradley	C	7-6	1991	Basketball Times Freshman (1st), AP (HM)
Nate Call	G	6-0	1992	AP (HM)
Gary Trost	C	6-10	1993	AP (HM)
Randy Reid	G	6-2	1994	Academic (3rd)
Russell Larson	F	6-11	1995	Academic (1st)
Mekeli Wesley	F	6-9	2001	AP (HM)
Rafael Araujo	C	6-11	2004	Basketball Times (2nd), AP (HM)
Trent Plaisted	F/C	6-11	2006	Scout.com Freshman (2nd)
Keena Young	F	6-6	2007	AP (HM)
Lee Cummar	F	6-7	2008	AP (HM)
			2009	FoxSports.com (4th)
			2010	Basketball Times (2nd), NABC State Farm Coaches' (3rd), Lute Olson, AP (HM), Sporting News (3rd)
Jimmer Fredette	G	6-2	2011	Wooden (1st), AP (1st), Sporting News (1st), State Farm Coaches for NABC Division I (1st), USBWA (1st), Basketball Times (1st), CBSSports.com (1st), SI.com (1st), Yahoo! Sports (1st), FoxSports.com (1st), Lute Olson (1st)
			2015	AP (HM)
Tyler Haws	G	6-5	2014	AP (HM)
			2015	AP (HM)
Kyle Collinsworth	G	6-6	2015	AP (HM), Lute Olson (1st)



RAFAEL ARAUJO

Rafael Araujo earned All-America accolades in 2003-04 after leading BYU to the NCAA Tournament as its leading scorer and rebounder. He had 32 points and 17 rebounds in BYU's win over eventual Final Four participant Oklahoma State.



KEENA YOUNG



TYLER HAWS



JIMMER FREDETTE

CONFERENCE AWARDS

CONFERENCE PLAYER OF THE YEAR

- 1964-65 John Fairchild, Sr.
- 1980-81 Danny Ainge, Sr.
- 1982-83 Devin Durrant, Jr.
- 1984-85 Timo Saarelainen, Sr.
- 1987-88 Michael Smith, Jr.
- 2000-01 Mekeli Wesley, Sr.
- 2003-04 Rafael Araujo
- 2006-07 Keena Young, Sr.
- 2007-08 Lee Cummand, Jr.
- 2010-11 Jimmer Fredette, Sr.
- 2013-14 Tyler Haws, Jr.

DEFENSIVE PLAYER OF THE YEAR

- 2002-03 Travis Hansen, Sr.
- 2003-04 Mike Hall, Jr.
- 2010-11 Jackson Emery, Sr.

ALL-DEFENSIVE TEAM

- 1994-95 Robbie Reid, So.
- 1995-96 Randy Reid, Sr.
- 2003-04 Mike Hall, Jr.
- 2008-09 Jackson Emery, So.
- 2009-10 Jackson Emery, Jr.
- 2010-11 Jackson Emery, Sr.

ALL-NEWCOMER TEAM

- 1995-96 Bryon Ruffner, Jr.
- 1997-98 Ron Selleaze, Jr. +
- 1997-98 Mekeli Wesley, Fr.
- 1998-99 Mark Bigelow, Fr.
- 1999-00 Terrell Lyday, Jr. #
- 2000-01 Trent Whiting, Sr.
- 2011-12 Matt Carlino, Fr.
- 2013-14 Eric Mika, Fr.

MWC SIXTH MAN

- 2009-10 Jonathan Tavernari, Sr.

COACH OF THE YEAR

- 1989-90 Roger Reid
- 1991-92 Roger Reid
- 2002-03 Steve Cleveland
- 2005-06 Dave Rose
- 2006-07 Dave Rose
- 2010-11 Dave Rose

FRESHMAN OF THE YEAR

- 1990-91 Shawn Bradley
- 1991-92 Russell Larson
- 1998-99 Mark Bigelow
- 2001-02 Jared Jensen
- 2005-06 Trent Plaisted
- 2006-07 Jonathan Tavernari

MWC/WCC ALL-TOURNAMENT TEAM

- 1999-00 Terrell Lyday
- 2000-01 Terrell Lyday
- 2000-01 Mekeli Wesley
- 2003-04 Rafael Araujo
- 2006-07 Lee Cummand
- 2006-07 Trent Plaisted
- 2006-07 Keena Young
- 2007-08 Lee Cummand
- 2008-09 Jimmer Fredette
- 2009-10 Jimmer Fredette
- 2010-11 Jimmer Fredette*
- 2013-14 Kyle Collinsworth
- 2013-14 Tyler Haws
- 2014-15 Kyle Collinsworth
- 2014-15 Tyler Haws

+WAC Newcomer of the Year
#MWC Newcomer of the Year
*MWC Tournament MVP

PLAYER OF THE YEAR AWARD WINNERS



JOHN FAIRCHILD '65



DANNY ANGE '81



DEVIN DURRANT '83



TIMO SAARELAINE '85



MICHAEL SMITH '88



MEKELI WESLEY '01



RAFAEL ARAUJO '04



KEENA YOUNG '07



LEE CUMMAND '08



JIMMER FREDETTE '11



TYLER HAWS '14

COACH OF THE YEAR



ROGER REID '90, '92



STEVE CLEVELAND '03



DAVE ROSE '06, '07, '11

MIKE HALL - 2004
MWC DEFENSIVE
PLAYER OF THE YEAR

FRESHMAN OF THE YEAR AWARD WINNERS



SHAWN BRADLEY '91



RUSSELL LARSON '92



MARK BIGELOW '99



JARED JENSEN '02



TRENT PLAISTED '06



JONATHAN TAVERNARI '07



ALL-CONFERENCE PERFORMERS

1930-31 (Rocky Mountain)

Elwood Romney, So. 1st

1931-32

Elwood Romney, Jr. 1st

1932-33

Floyd Millet, Jr. 1st

Jay Whitman, So. 1st

Elwood Romney, Sr. 1st

1933-34

Floyd Millet, Sr. 1st

Jay Whitman, Jr. 1st

1936-37

Earl Giles, Sr. 1st

**1940-41 (Mountain States/
Skyline)**

Duane Eplin, So. 1st

1942-43

Brady Walker, So. 1st

1947-48

Joe Nelson, So. 1st

Randy Clark, Jr. 1st

1948-49

Roland Minson, So. 1st

Joe Nelson, Jr. 1st

1949-50

Roland Minson, Jr. 1st

Joe Nelson, Sr. 1st

Mel Hutchins, Jr. 1st

1950-51

Roland Minson, Sr. 1st

Mel Hutchins, Sr. 1st

1952-53

Joe Richey, Sr. 1st

Harold Christensen, Sr. 1st

1953-54

Dean Larsen, Sr. 1st

1954-55

Terry Tebbs, Jr. 1st

1955-56

Terry Tebbs, Sr. 1st

1957-58

John Nicoll, Jr. 1st

1960-61

Gary Earnest, Sr. 1st

1962-63 (Western Athletic)

Bruce Burton, Sr. 1st

Gary Batchelor, Sr. 2nd

1963-64

John Fairchild, Jr. 1st

1964-65

John Fairchild, Sr. 1st

Dick Nemelka, Jr. 2nd

1965-66

Dick Nemelka, Sr. 1st

Jeff Congdon, Sr. 2nd

Steve Kramer, Sr. 2nd

1966-67

Kari Liimo, So. 1st

Craig Raymond, Sr. 2nd

Jim Jimas, Sr. 2nd

1967-68

Jim Eakins, Sr. 1st

Kari Liimo, Jr. 2nd

Marty Lythgoe, Jr. 2nd

1968-69

Paul Ruffner, Jr. 2nd

Marty Lythgoe, Sr. 2nd

Doug Howard, Jr. 2nd

1969-70

Doug Howard, Sr. 2nd

1970-71

Kresimir Cosic, So. 1st

1971-72

Kresimir Cosic, Jr. 1st

Bernie Fryer, Sr. 1st



Mountain States Conference All-Conference First Team selections from left to right: Mel Hutchins, Joe Nelson and Roland Minson.

1972-73

Kresimir Cosic, Sr. 1st

Doug Richards, Jr. 2nd

1973-74

Doug Richards, Sr. 2nd

1975-76

Jay Cheesman, Jr. 1st

1976-77

Jay Cheesman, Sr. 2nd

1977-78

Danny Ainge, Fr. 1st

1978-79

Danny Ainge, So. 1st

Scott Runia, Jr. 2nd

Alan Taylor, Jr. 2nd

1979-80

Danny Ainge, Jr. 1st

Alan Taylor, Sr. 1st

1980-81

Danny Ainge, Sr. 1st

Fred Roberts, Jr. 1st

1981-82

Fred Roberts, Sr. 1st

Steve Trumbo, Sr. 1st

1982-83

Devin Durrant, Jr. 1st

Brett Applegate, Jr. 2nd


1983-84

Devin Durrant, Sr. 1st

Brett Applegate, Sr. 1st




Left to Right: Steve Kramer, Stan Watts, Jeff Congdon, Jim Eakins (back), Neil Roberts and Dick Nemelka.



FRED ROBERTS

ALL-CONFERENCE PERFORMERS



KEN ROBERTS

1984-85
Timo Saarelainen, Sr. 1st

1985-86
Jeff Chatman, So. 2nd
Bob Capener, Jr. 2nd

1986-87
Michael Smith, So. 1st
Jeff Chatman, Jr. 2nd

1987-88
Michael Smith, Jr. 1st
Jeff Chatman, Sr. 1st

1988-89
Michael Smith, Sr. 1st

1989-90
Marty Haws, Sr. 1st
Andy Toolson, Sr. 2nd

1990-91
Steve Schreiner, Sr. 1st
Shawn Bradley, Fr. 2nd

1991-92
Gary Trost, Jr. 1st
Nathan Call, Sr. 2nd

1992-93
Gary Trost, Sr. 1st

1993-94
Russell Larson, Jr. 1st



BRANDON DAVIES

1994-95
Russell Larson, Sr. 1st
Kenneth Roberts, Jr. 1st

1995-96
Kenneth Roberts, Sr. 1st

1997-98
Mountain Division
Ron Selleaze, Jr. 2nd

1998-99
Pacific Division
Mark Bigelow, Fr. 2nd

1999-00 (Mountain West)
Mekeli Wesley, Jr. 2nd

2000-01
Mekeli Wesley, Sr. 1st
Terrell Lyday, Sr. 1st
Trent Whiting, Sr. 2nd



MEKELI WESLEY

2001-02
Travis Hansen, Jr. 2nd

2002-03
Travis Hansen, Sr. 1st
Rafael Araujo, Jr. 3rd
Mark Bigelow, Jr. 3rd

2003-04
Rafael Araujo, Sr. 1st
Mark Bigelow, Sr. 2nd
Mike Hall, Jr. 3rd

2004-05
Mike Hall, Sr. 3rd

2005-06
Trent Plaisted, Fr. 2nd
Keena Young, Jr. 3rd

2006-07
Keena Young, Sr. 1st
Trent Plaisted, So. 2nd
Lee Cummard, So. 3rd

2007-08
Lee Cummard, Jr. 1st
Trent Plaisted, Jr. 1st
Jonathan Tavernari, So. 3rd

2008-09
Lee Cummard, Sr. 1st
Jimmer Fredette, So. 1st
Jonathan Tavernari, Jr. 3rd

2009-10
Jimmer Fredette, Jr. 1st
Jackson Emery, Jr. 2nd
Tyler Haws, Fr. 3rd
Jonathan Tavernari, Sr. 3rd

2010-11
Jimmer Fredette, Sr. 1st
Jackson Emery, Sr. 2nd
Brandon Davies, So. 3rd

2011-12
Brandon Davies, Jr. 1st
Noah Hartsock, Sr. 1st

2012-13
Brandon Davies, Sr. 1st
Tyler Haws, So. 1st

2013-14
Kyle Collinsworth, So. 1st
Tyler Haws, Jr. 1st

2014-15
Kyle Collinsworth, Jr. 1st
Tyler Haws, Sr. 1st
Jackson Emery was named to the All-Conference Second Team in both the 2010 and 2011 seasons



MIKE HALL



KYLE COLLINSWORTH



BYU NBA DRAFT CHOICES

YEAR	PLAYER	TEAM	RD/PK	OVER PICK
1948	Brady Walker	Providence Steamrollers		
1948	Joe Nelson	Philadelphia Warriors	5th	
1949	Joe Weight	Boston Celtics	9th	
1950	Joe Nelson	Rochester Royals	5th/10th	58th
1951	Mel Hutchins	Tri-Cities Blackhawks	1st/2nd	2nd
1951	Roland Minson	New York Knicks	2nd/6th	16th
1952	Jerry Romney	Rochester Royals	8th	
1953	Harold Christ.	Minneapolis Lakers		
1953	Joe Richey	Minneapolis Lakers		
1954	Phil Larson	Fort Wayne Pistons	10th/4th	84th
1956	Hershel Pederson	St. Louis Hawks	10th/2nd	72nd
1959	John Nicoll	New York Knicks	13th/2nd	84th
1965	John Fairchild	Los Angeles Lakers	2nd/8th	19th
1966	Jeff Congdon	Detroit Pistons	4th/2nd	32nd
1966	Dick Nemelka	St. Louis Hawks	5th/4th	44th
1967	Craig Raymond	Philadelphia 76ers	1st/12th	12th
1968	Jim Eakins	San Francisco Warriors	5th/7th	57th
1969	Kari Liimo	Los Angeles Lakers	7th/12th	97th
1970	Paul Ruffner	Chicago Bulls	2nd/11th	28th
1970	Doug Howard	Chicago Bulls	11th/9th	79th
1971	Steve Kelly	Detroit Pistons	7th/11th	113th
1972	Bernie Fryer	Phoenix Suns	7th/12th	109th
1972	Kresimir Cosic	Portland Trailblazers	10th/1st	144th
1973	Kresimir Cosic	Los Angeles Lakers	5th/15th	84th
1973	Kalevi Sarkkalahti	Phoenix Suns	13th/4th	186th
1973	Phil Tollestrop	Buffalo Braves	20th/1st	211th
1974	Doug Richards	Portland Trailblazers	7th/2nd	110th
1977	Jay Cheesman	Chicago Bulls	6th/13th	123rd
1977	Vern Thompson	Atlanta Hawks	8th/4th	155th
1980	Alan Taylor	Utah Jazz	4th/3rd	72nd
1981	Danny Ainge	Boston Celtics	2nd/8th	31st
1981	Steve Craig	Philadelphia 76ers	5th/22nd	114th
1982	Fred Roberts	Milwaukee Bucks	2nd/4th	27th
1982	Steve Trumbo	Utah Jazz	3rd/3rd	49th
1983	Greg Kite	Boston Celtics	1st/21st	21st
1984	Devin Durrant	Indiana Pacers	2nd/1st	25th
1984	Brett Applegate	Portland Trailblazers	4th/18th	88th
1985	Timo Saarelainen	Los Angeles Lakers	5th/22nd	115th
1987	Tom Gneiting	Seattle SuperSonics	6th/10th	124th
1989	Michael Smith	Boston Celtics	1st/13th	13th
1993	Shawn Bradley	Philadelphia 76ers	1st/2nd	2nd
2003	Travis Hansen	Atlanta Hawks	2nd/8th	37th
2004	Rafael Araujo	Toronto Raptors	1st/8th	8th
2008	Trent Plaisted	Detroit (from Seattle)	2nd/16th	46th
2011	Jimmer Fredette	Sacramento (from Milwaukee)	1st/10th	10th



COUGAR PROS OVERSEAS (All-Time)

PLAYER (YEARS AT BYU)	COUNTRY
Kresimir Cosic (1971-73)	Italy
Alan Taylor (1977-80)	Italy, Germany
Scott Runia (1977-80)	Holland
Fred Roberts (1979-82)	Italy, Spain
Steve Trumbo (1979-82)	Spain
Devin Durrant (1979-84)	Spain
Tom Gneiting (1985-87)	Spain, Turkey
Jim Usevitch (1983-88)	Israel, Greece
Jeff Chatman (1985-88)	Switzerland
Michael Smith (1984-89)	Spain
Andy Toolson (1984-90)	Italy, Greece, Spain
Marty Haws (1987-90)	Belgium
Gary Trost (1988-93)	Portugal, Argentina
Jared Miller (1991-93)	Portugal
Kevin Nixon (1992-93)	Portugal
Russell Larson (1992-95)	Spain
Robbie Reid (1993-95)	Italy, Austria, Estonia, Saudi Arabia, England
Kenneth Roberts (1991-96)	Spain, Portugal, New Zealand
Bryon Ruffner (1995-96)	Belgium, Sweden
Jarkko Ahlbom (1996-98)	Finland
Silester Rivers (1998-00)	Chile
Mekeli Wesley (1997-01)	Spain, Belgium, France, Poland
Terrell Lyday (1999-01)	Poland, Turkey, France, Russia, Italy
Trent Whiting (2000-01)	Italy
Eric Nielsen (1996-02)	Spain
Travis Hansen (2000-03)	Spain, Russia
Luiz Lemes (2002-04)	Brazil
Mark Bigelow (1999-04)	Germany, Spain
Kevin Woodberry ('02-04)	Mexico
Rafael Araujo (2002-04)	Russia
Mike Hall (2003-05)	Turkey, France, Austria, Japan
Brock Reichner (2004-06)	Greece
Keena Young (2004-07)	Korea, Israel, Philippines, Finland
Trent Plaisted (2004-08)	Croatia, Italy, France, Ukraine, Germany
Lee Cummmard (2005-09)	France, Japan, Belgium
Chris Miles (2004-05, 07-10)	Czech Republic, Germany
Jonathan Tavernari (2006-10)	Italy, Brazil
Lamont Morgan Jr. (2007-10)	Spain
Logan Magnusson (2009-11)	Germany
Charles Abouo (2008-12)	Spain, Egypt
Noah Hartsock (2008-12)	Belgium, Spain
Tyler Haws (2009-10, 12-15)	Spain

Travis Hansen is one of the many Cougars who have gone on to play professionally overseas.

During Danny Ainge's 14-year NBA playing career he was a member of some of the most successful and dominant teams in league history, playing on six teams that won 60-plus games. Below is a breakdown of the success Ainge experienced as an NBA player:

- **2 CHAMPIONSHIP TEAMS:** Boston 1984 and 1985
- **6 NBA FINALS APPEARANCES:** Boston 1984-87; Portland 1992; Phoenix 1993
- **9 CONFERENCE FINALS APPEARANCES:** Boston 1982, 1984-1988; Portland 1991-92; Phoenix 1993.



MILWAUKEE BUCKS

MILWAUKEE BUCKS



Player of the Year Jimmer Fredette was selected by the Milwaukee Bucks with the 10th overall selection in the 2011 NBA Draft. His rights were traded to the Sacramento Kings later that night.

COUGAR TOP NBA STATS

No	Player	Points
1.	Danny Ainge	11,964
2.	Jim Eakins	8,255
3.	Shawn Bradley	6,761
4.	Fred Roberts	5,962
5.	Mel Hutchins	4,851
6.	Jeff Congdon	1,995
7.	Greg Kite	1,717
8.	Craig Raymond	1,658
9.	Brady Walker	1,603
10.	John Fairchild	1,085



BYU's all-time leading NBA scorer, Danny Ainge currently serves as the Boston Celtics Executive Director of Basketball Operations.




Brandon Davies played his rookie season for the Philadelphia 76ers in 2013-14. He averaged 2.8 points and 2.1 rebounds while appearing in 51 games.

No	Player	Rebounds
1.	Jim Eakins	5,578
2.	Shawn Bradley	5,274
3.	Mel Hutchins	4,186
4.	Danny Ainge	2,768
5.	Greg Kite	2,603
6.	Fred Roberts	2,308
7.	Craig Raymond	1,510
8.	Jeff Congdon	601
9.	Brady Walker	*549
10.	John Fairchild	523

*Partial career rebound stats



Shawn Bradley played for 12 seasons in the NBA. He led the NBA in blocks twice, most recently with 228 rejections in 2000-01. He retired holding the Mavericks' record for most points by a center (32) and most blocks (13) in a game.



BYU HOOP RECORDS

INDIVIDUAL CAREER RECORDS

Points				3-Point Field-Gol Percentage*				Assists						
Rk	Name, Years	Pts		Rk	Name, Years	FG	FGA	Pct		Rk	Name, Years	G	Asst	Avg
1	Tyler Haws, 2009-10, 12-15	139	2,720	19.6	1	Nathan Call, 1986-88, 90-92	110	241	.456	1	Matt Montague, 1996-97, 99-02	122	570	4.7
2	Jimmer Fredette, 2007-11	139	2,599	18.7	2	Mark Heslop, 1988-92	126	283	.445	2	Danny Ainge, 1977-81	118	539	4.6
3	Danny Ainge, 1977-81	118	2,467	20.9	3	Andy Toolson, 1984-85, 87-90	141	323	.437	3	Nathan Call, 1986-88, 90-92	129	528	4.1
4	Michael Smith, 1983-84, 86-89	122	2,319	19.0	4	Lee Cummand, 2005-09	153	355	.431	4	Jimmer Fredette, 2007-11	139	515	3.7
5	Devin Durrant, 1978-80, 82-84	117	2,285	19.5	5	Michael Smith, 1983-84, 86-89	116	270	.430	5	Marty Haws, 1986-90	123	502	4.1
6	Russell Larson, 1991-95	129	1,885	14.6	6	Mike Rose, 2003-07	163	381	.428	6	Randy Reid, 1992-96	125	458	3.7
7	Fred Roberts, 1978-82	119	1,841	15.5	7	Chase Fischer, 2014-15	103	248	.415	7	Matt Carlino, 2011-14	96	437	4.6
8	Jeff Chatman, 1984-88	122	1,824	15.0	8	Sam Burgess, 2004-05, 06-08	81	196	.413	8	Kyle Collinsworth, 2010-11, 13-15	103	428	4.2
9	Mekell Wesley, 1997-01	115	1,740	15.1	9	Skyler Halford, 2013-15	81	201	.403	9	Scott Runia, 1976-80	110	405	3.7
10	Mark Bigelow, 1998-99, 01-04	120	1,715	14.3	10	Austin Ainge, 2003-07	113	281	.402	10	Lee Cummand, 2005-09	131	372	2.8

*Minimum 75 3FG Made

Scoring Average				Free Throw Made				Assists Per Game*					
Rk	Name, Years	G	Pts	Avg	Rk	Name, Years	FT	FT	Rk	Name, Years	G	Asst	Avg
1	John Fairchild, 1963-65	53	1,109	20.92	1	Tyler Haws, 2009-10, 12-15	724		1	Matt Montague, 1996-97, 99-02	122	570	4.67
2	Danny Ainge, 1977-81	118	2,467	20.91	2	Jimmer Fredette, 2007-11	627		2	Danny Ainge, 1977-81	118	539	4.57
3	Tyler Haws, 2009-10, 12-15	139	2,720	19.6	3	Devin Durrant, 1978-80, 82-84	621		3	Matt Carlino, 2011-14	96	437	4.55
4	Devin Durrant, 1978-80, 82-84	117	2,285	19.5	4	Russell Larson, 1991-95	541		4	Kyle Collinsworth, 2010-11, 13-15	103	428	4.16
5	Kresimir Cosic, 1970-73	79	1,513	19.2	5	Ken Roberts, 1990-91, 93-96	511		5	Nathan Call, 1986-88, 90-92	129	528	4.09
6	Michael Smith, 1983-84, 86-89	122	2,319	19.0	6	Mekell Wesley, 1997-01	509		6	Marty Haws, 1986-90	123	502	4.08
7	Bernie Fryer, 1970-72	55	1,030	18.73	7	Danny Ainge, 1977-81	493		7	Jimmer Fredette, 2007-11	139	515	3.71
8	Jimmer Fredette, 2007-11	139	2,599	18.70	8	Fred Roberts, 1978-82	467		8	Scott Runia, 1976-80	110	405	3.68
9	Terrell Lyday, 1999-01	66	1,105	16.74	9	Brandon Davies, 2009-13	456		9	Randy Reid, 1992-96	125	458	3.66
10	Dick Nemelka, 1963-66	78	1,299	16.65	10	Michael Smith, 1983-84, 86-89	431		10	Robbie Reid, 1993-95	64	226	3.53

*Minimum 50 Games Played

Field Goals Made				Free Throw Attempts				Blocks				
Rk	Name, Years	FG		Rk	Name, Years	FTA		Rk	Name, Years	G	Bk	Avg
1	Danny Ainge, 1977-81	987		1	Devin Durrant, 1978-80, 82-84	820		1	Greg Kite, 1979-83	112	208	1.9
2	Tyler Haws, 2009-10, 12-15	917		2	Tyler Haws, 2009-10, 12-15	820		2	Shawn Bradley, 1990-91	34	177	5.2
3	Michael Smith, 1983-84, 86-89	886		3	Jimmer Fredette, 2007-11	711		3	Noah Hartsock, 2008-12	134	177	1.3
4	Jimmer Fredette, 2007-11	838		4	Brandon Davies, 2009-13	691		4	Russell Larson, 1991-95	129	166	1.3
5	Devin Durrant, 1978-80, 82-84	832		5	Russell Larson, 1991-95	673		5	Brandon Davies, 2009-13	135	123	0.9
6	Jeff Chatman, 1984-88	751		6	Mekell Wesley, 1997-01	651		6	Alan Taylor, 1976-80	110	119	1.1
7	Fred Roberts, 1978-82	687		7	Ken Roberts, 1990-91, 93-96	641		7	Trent Plaisted, 2004-08	103	107	1.0
8	Russell Larson, 1991-95	660		8	Trent Plaisted, 2004-08	633		8	Jeff Chatman, 1984-88	122	107	0.9
9	Brandon Davies, 2009-13	609		9	Danny Ainge, 1977-81	604		9	Lee Cummand, 2005-09	131	106	0.8
10	Mekell Wesley, 1997-01	570		10	Fred Roberts, 1978-82	602		10	Chris Miles, 2004-05, 07-10	131	89	0.7

Field Goal Attempts				Free-Throw Percentage*				Blocks Per Game*						
Rk	Name, Years	FGA		Rk	Name, Years	FT	FTA	Pct		Rk	Name, Years	G	Bk	Avg
1	Tyler Haws, 2009-10, 12-15	1,916		1	Tyler Haws, 2009-10, 12-15	724	820	.883		1	Shawn Bradley, 1990-91	34	177	5.21
2	Danny Ainge, 1977-81	1,875		2	Jimmer Fredette, 2007-11	627	711	.882		2	Greg Kite, 1979-83	112	208	1.86
3	Jimmer Fredette, 2007-11	1,843		3	Michael Smith, 1983-84, 86-89	431	491	.878		3	Noah Hartsock, 2008-12	134	177	1.32
4	Michael Smith, 1983-84, 86-89	1,749		4	Lee Cummand, 2005-09	294	349	.842		4	Russell Larson, 1991-95	129	166	1.29
5	Devin Durrant, 1978-80, 82-84	1,527		5	Randy Reid, 1992-96	338	407	.830		5	Alan Taylor, 1976-80	110	119	1.08
6	Jeff Chatman, 1984-88	1,369		6	Brian Taylor, 1982-84, 86-88	229	277	.827		6	Trent Plaisted, 2004-08	103	107	1.04
7	Jonathan Tavernier, 2006-10	1,332		7	Gary Batchelor, 1960-63	251	304	.826		7	Alan Pollard, 1984-86	60	62	1.03
8	Joe Richey, 1950-53	1,332		8	Noah Hartsock, 2008-12	230	281	.819		8	Brandon Davies, 2009-13	135	123	0.91
9	Fred Roberts, 1978-82	1,259		9	Danny Ainge, 1977-81	493	604	.816		9	Jeff Chatman, 1984-88	122	107	0.88
10	Mark Bigelow, 1998-99, 01-04	1,25		10	Doug Howard, 1967-70	287	353	.813		10	Lee Cummand, 2005-09	131	106	0.81

*Minimum 200 FT Made

*Minimum 50 Games Played or 150 Career Blocks

Field-Goal Percentage*				Rebounds Per Game*				Steals						
Rk	Name, Years	FG	FGA	Pct	Rk	Name, Years	G	Reb	Avg	Rk	Name, Years	G	Stl	Avg
1	Alan Taylor, 1976-80	504	874	.577	1	Michael Smith, 1983-84, 86-89	122	922	7.6	1	Jackson Emery, 2005-06, 08-11	133	249	1.9
2	Rafael Araujo, 2002-04	366	646	.567	2	Kresimir Cosic, 1970-73	79	919	11.6	2	Danny Ainge, 1977-81	118	195	1.7
3	Gary Trost, 1987-88, 90-93	420	742	.566	3	Alan Taylor, 1976-80	110	919	8.4	3	Marty Haws, 1986-90	123	182	1.5
4	Jared Miller, 1990-93	306	550	.5563	4	Greg Kite, 1979-83	112	847	7.6	4	Jimmer Fredette, 2007-11	139	167	1.2
5	Russell Larson, 1991-95	660	1,188	.5555	5	Brandon Davies, 2009-13	135	840	6.2	5	Jonathan Tavernier, 2006-10	132	165	1.3
6	Jeff Chatman, 1984-88	751	1,369	.549	6	Fred Roberts, 1978-82	119	838	7.0	6	Matt Carlino, 2011-14	96	161	1.7
7	Ken Roberts, 1990-91, 93-96	561	1,027	.5463	7	Steve Trumbo, 1978-82	116	835	7.2	7	Kyle Collinsworth, 2010-11, 13-15	103	155	1.5
8	Fred Roberts, 1978-82	687	1,259	.5457	8	Russell Larson, 1991-95	129	821	6.4	8	Scott Sinek, 1981-85	115	140	1.2
9	Jim Usevitch, 1982-84, 86-88	315	578	.54498	9	John Benson, 1954-57	78	803	10.3	9	Nathan Call, 1986-88, 90-92	129	138	1.1
10	Devin Durrant, 1978-80, 82-84	832	1,527	.54485	10	Mark Hardy, 1973-77	96	801	8.3	10	Tyler Haws, 2009-10, 12-15	139	138	1.0

*Minimum 300 FG Made

3-Point Field Goals Made				Rebounds Per Game*				Steals Per Game*					
Rk	Name, Years	3FG		Rk	Name, Years	G	Reb	Avg	Rk	Name, Years	G	Stl	Avg
1	Jimmer Fredette, 2007-11	296		1	John Fairchild, 1963-65	53	678	12.8	1	Jackson Emery, 2005-06, 08-11	133	249	1.87
2	Jonathan Tavernier, 2006-10	265		2	Kresimir Cosic, 1970-73	79	919	11.6	2	Matt Carlino, 2011-14	96	161	1.68
3	Jackson Emery, 2005-06, 08-11	230		3	John Nicoll, 1957-59	40	455	11.4	3	Danny Ainge, 1977-81	118	195	1.65
4	Mark Bigelow, 1998-99, 01-04	213		4	John Benson, 1954-57	78	803	10.3	4	Kyle Collinsworth, 2010-11, 13-15	103	155	1.505
5	Mike Rose, 2003-07	163		5	Bruce Burton, 1960-63	78	776	9.94	5	Terrell Lyday, 1999-01	66	99	1.500
6	Tyler Haws, 2009-10, 12-15	162		6	Herschel Pedersen, 1953-56	73	721	9.88	6	Mike Hall, 2003-05	60	89	1.48
7	Matt Carlino, 2011-14	157		7	Paul Ruffner, 1968-70	54	522	9.7	7	Marty Haws, 1986-90	123	182	1.48
8	Lee Cummand, 2005-09	153		8	Rafael Araujo, 2002-04	62	589	9.5	8	Robbie Reid, 1993-95	64	94	1.47
9	Andy Toolson, 1984-85, 87-90	141		9	Brett Applgate, 1982-84	60	566	9.4	9	Rafael Araujo, 2002-04	62	88	1.42
10	Nick Sanderson, 1991-93	129		10	Nick Mateljan, 1951-54	77	673	8.74	10	Jonathan Tavernier, 2006-10	132	165	1.25

*Minimum 50 Games Played

*Minimum 50 Games Played

3-Point Field Goal Attempts				Offensive Rebounds				Assist-to-Turnover Ratio*					
Rk	Name, Years	Pts		Rk	Name, Years	G	Reb	Avg	Rk	Name, Years	A	TO	A:TO
1	Jimmer Fredette, 2007-11	752		1	Ken Roberts, 1990-91, 93-96	126	268	2.1	1	Craig Cusick, 2011-13	148	55	2.69:1
2	Jonathan Tavernier, 2006-10	698		2	Brandon Davies, 2009-13	135	246	1.8	2	Marty Perry, 1982-85	299	117	2.56:1
3	Jackson Emery, 2005-06, 08-11	659		3	Russell Larson, 1991-95	129	245	1.9	3	Jackson Emery, 2005-06, 08-11	312	132	2.36:1
4	Mark Bigelow, 1998-99, 01-04	601		4	Nate Austin, 2011-15	116	235	2.0	4	Ben Murdoch, 2006-08	157	67	2.34:1
5	Matt Carlino, 2011-14	468		5	Trent Plaisted, 2004-08	103	231	2.2	5	Nathan Call, 1986-88, 90-92	528	236	2.24:1
6	Tyler Haws, 2009-10, 12-15	427		6	Kyle Collinsworth, 2010-11, 13-15	103	221						



INDIVIDUAL CAREER RECORDS • CONTINUED

Assist-to-Turnover Ratio*

Table with columns: Rk, Name, Years, A, TO, A:TO. Lists players like Marty Perry, Nathan Call, Scott Rumia, etc.

*Minimum 50 Games Played and 3.0 APG

Turnovers

Table with columns: Rk, Name, Years, G, TO, Avg. Lists players like Danny Ainge, Fred Roberts, Michael Smith, etc.

Personal Fouls

Table with columns: Rk, Name, Years, G, Reb, Avg. Lists players like Russell Larson, Brandon Davies, Danny Ainge, etc.

Times Disqualified

Table with columns: Rk, Name, Years, DO. Lists players like Greg Kite, Jay Cheesman, Mark Durrant, etc.

Games Played

Table with columns: Rk, Name, Years, GP. Lists players like Charles Abouo, Jimmer Fredette, Tyler Haws, etc.

Consecutive Games Played

Table with columns: Rk, Name, Years, #. Lists players like Charles Abouo, Lee Cummdard, Mark Durrant, etc.

Games Started

Table with columns: Rk, Name, Years, GS. Lists players like Tyler Haws, Randy Reid, Jeff Chatman, etc.

Consecutive Games Started

Table with columns: Rk, Name, Years, #. Lists players like Jeff Chatman, Fred Roberts, Mark Bigelow, etc.

Most Overall Victories

Table with columns: Rk, Name, Years, Pts. Lists players like Charles Abouo, Jimmer Fredette, Noah Hartscock, etc.

Highest Winning Percentage (Min. 75 GP)*

Table with columns: Rk, Name, Years, GP, W, L, Pct. Lists players like James Anderson, Jimmer Fredette, Charles Abouo, etc.

Triple-Doubles

Table with columns: Rk, Name, Years, #. Lists players like Kyle Collinsworth, Fred Roberts, Danny Ainge, etc.

Double-Doubles

Table with columns: Rk, Name, Years, #. Lists players like Kresimir Cosic, John Fairchild, Alan Taylor, etc.

Consecutive Double-Doubles

Table with columns: Rk, Name, Years, #. Lists players like Brett Applegate, Kresimir Cosic, John Fairchild, etc.

Consecutive Free Throws Made

Table with columns: Rk, Name, Years, #. Lists players like Tyler Haws, Jimmer Fredette, Jimmer Fredette, etc.

Double-Figure Scoring Games

Table with columns: Rk, Name, Years, Pts. Lists players like Tyler Haws, Danny Ainge, Jimmer Fredette, etc.

Continuation of Most Overall Victories table.

Consecutive Double-Figure Scoring Games

Table with columns: Rk, Name, Years, #. Lists players like Danny Ainge, Michael Smith, Tyler Haws, etc.

Most 20-Point Games (Points-Rebounds)

Table with columns: Rk, Name, Years, #. Lists players like John Fairchild, Brandon Davies, Kresimir Cosic, etc.

Most 20-Point Games

Table with columns: Rk, Name, Years, #. Lists players like Tyler Haws, Michael Smith, Danny Ainge, etc.

Consecutive 20-Point Games

Table with columns: Rk, Name, Years, Pts. Lists players like Jimmer Fredette, Danny Ainge, Michael Smith, etc.

Most 30-Point Games

Table with columns: Rk, Name, Years, #. Lists players like Jimmer Fredette, Michael Smith, Devin Durrant, etc.

Most 40-Point Games

Table with columns: Rk, Name, Years, #. Lists players like Jimmer Fredette, Tyler Haws.

Consecutive 30-Point Games

Table with columns: Rk, Name, Years, #. Lists players like Devin Durrant, Jimmer Fredette, Kresimir Cosic, etc.

INDIVIDUAL CAREER RECORDS • CONTINUED

Most 15-Rebound Games

Rk	Name, Years	Pts
1	Kresimir Cosic, 1970-73	21
2	John Fairchild, 1963-65	17
3	Bruce Burton, 1960-63	10
	Alan Taylor, 1976-80	10
	Jim Eakins, 1965-68	10
	Steve Trumbo, 1978-82	10
7	Paul Ruffner, 1968-70	9
8	Mark Handy, 1973-77	7

Most 20-Rebound Games

Rk	Name, Years	Pts
1	John Fairchild, 1963-65	5
2	Kresimir Cosic, 1970-73	3
3	Alan Taylor, 1976-80	2
	Mel Hutchins, 1947-48, 49-51	2

Most 10-Assist Games

Rk	Name, Years	Pts
1	Matt Montague, 1996-97, 99-02	10
2	Kyle Collinsworth, 2010-11, 13-15	8
3	Nathan Call, 1986-88, 90-92	6
4	Danny Ainge, 1977-81	5
	Randy Reid, 1992-96	5
6	Mike May, 1976-78	4
7	Marty Haws, 1986-90	3
	Matt Carlino, 2011-14	3
	Scott Runia, 1976-80	3

Most 5-Blocks Games

Rk	Name, Years	Pts
1	Shawn Bradley, 1990-91	22
2	Greg Kite, 1979-83	12
3	Alan Taylor, 1976-80	3
	Trent Plaisted, 2004-08	3
5	Russell Larson, 1991-95	2
	Alan Pollard, 1984-86	2
	James Anderson, 2008-11	2

Most 3-Blocks Games

Rk	Name, Years	Pts
1	Greg Kite, 1979-83	35
2	Shawn Bradley, 1990-91	28
3	Noah Hartsock, 2008-12	24
4	Russell Larson, 1991-95	21
5	Alan Taylor, 1976-80	13
6	Alan Pollard, 1984-86	10
	Jeff Chatman, 1984-88	10
8	Trent Plaisted, 2004-08	9
9	Brandon Davies, 2009-13	8
	Lee Cummond, 2005-09	8
	Jim Usevitch, 1982-84, 86-88	8

Most 5-Steals Games

Rk	Name, Years	Pts
1	Jackson Emery, 2005-06, 08-11	13
2	Marty Haws, 1986-90	10
3	Danny Ainge, 1977-81	4
	Robbie Reid, 1993-95	4
5	Scott Sinek, 1981-85	3
	Brandon Davies, 2009-13	3
	Mike Hall, 2003-05	3
	Brett Applegate, 1982-84	3
	Kyle Collinsworth, 2010-11, 13-15	3

Most 3-Steals Games

Rk	Name, Years	Pts
1	Jackson Emery, 2005-06, 08-11	39
2	Danny Ainge, 1977-81	30
3	Matt Carlino, 2011-14	25
	Kyle Collinsworth, 2010-11, 13-15	25
5	Marty Haws, 1986-90	23
6	Jonathan Tavemari, 2006-10	21
7	Russell Larson, 1991-95	17
	Nathan Call, 1986-88, 90-92	17
	Jimmer Fredette, 2007-11	17
10	Scott Runia, 1976-80	16

Most 5 3-Pointers Games

Rk	Name, Years	Pts
1	Jonathan Tavemari, 2006-10	13
	Jimmer Fredette, 2007-11	13
3	Jackson Emery, 2005-06, 08-11	11
4	Chase Fischer, 2014-15	8
5	Matt Carlino, 2011-14	6
6	Terrill Lyday, 1999-01	5
	Mike Rose, 2003-07	5
8	Brock Zylstra, 2009-13	4
	Nick Sanderson, 1991-93	4

Most 3 3-Pointers Games

Rk	Name, Years	Pts
1	Jimmer Fredette, 2007-11	47
2	Jonathan Tavemari, 2006-10	46
3	Jackson Emery, 2005-06, 08-11	34
	Mark Bigelow, 1998-99, 01-04	34
5	Matt Carlino, 2011-14	25
6	Mike Rose, 2003-07	24
7	Nick Sanderson, 1991-93	22
8	Andy Toolson, 1984-85, 87-90	21
	Tyler Haws, 2009-10, 12-15	19
10	Chase Fischer, 2014-15	17

Highest Points Per Field Goal Attempt

(Minimum 500 Points)				
Rk	Name vs. Opponent, Date	Pts	FGA	Ratio
1	Jared Jensen, 2001-2005	845	506	1.670
2	Tom Gnetting, 1984-87	726	444	1.635
3	Gary Trost, 1987-88, 90-93	1205	742	1.624
4	Ken Roberts, 1990-91, 93-96	1652	1027	1.609
5	Russell Larson, 1991-95	1885	1188	1.587
6	Jim Usevitch, 1982-84, 86-88	905	578	1.566
7	Brian Taylor, 1982-84, 86-88	754	484	1.558
8	Mark Durrant, 1989-90, 92-95	687	458	1.500
9	Devin Durrant, 1978-80, 82-84	2285	1527	1.4964
10	Lee Cummond, 2005-09	1569	1049	1.4957

Highest Effective Field Goal Percentage

(Minimum 500 Points)				
Rk	Name vs. Opponent, Date	FG	3FG	eFG%
1	Lee Cummond, 2005-09	561-1049	153-355	.608
2	Mike Rose, 2003-07	205-487	163-381	.588
3	Jackson Emery, 2005-06, 08-11	409-899	230-601	.583
4	Nathan Call, 1986-88, 90-92	227-489	110-241	.5767
5	Alan Taylor, 1976-80	504-874	0-0	.5766
6	Rafael Araujo, 2002-04	366-646	11-41	.575
7	Mark Heslop, 1988-92	232-516	126-283	.572
8	Gary Trost, 1987-88, 90-93	420-742	6-16	.570
9	Noah Hartsock, 2008-12	461-847	39-99	.5673
10	Jared Jensen, 2001-2005	287-506	0-0	.5672
11	Russell Larson, 1991-95	660-1188	24-65	.566
12	Andy Toolson, 1984-85, 87-90	471-958	141-323	.565
13	Todd Christensen, 1995-96, 98-00	170-395	104-264	.5620
14	Skylar Halford, 2013-15	178-389	81-201	.5617
15	Jared Miller, 1990-93	306-550	0-2	.556

$$eFG\% = (FG + 0.5 * 3P) / FGA$$

JIMMER FREDETTE





YEAR-BY-YEAR SEASON LEADERS

INDIV. SCORING BY SEASON

YEAR	PLAYER	PTS.	AVG.
2015	Tyler Haws	776	22.2
2014	Tyler Haws	767	23.2
2013	Tyler Haws	780	21.7
2012	Noah Hartsock	762	16.8
2011	Jimmer Fredette	1078	28.9
2010	Jimmer Fredette	751	22.1
2009	Lee Cumnard	556	16.8
2008	Lee Cumnard	552	15.8
2007	Keena Young	590	17.4
2006	Trent Plaisted	394	13.6
2005	Mike Hall	416	13.9
2004	Rafael Araujo	552	18.4
2003	Travis Hansen	537	16.8
2002	Travis Hansen	469	15.6
2001	Mekeli Wesley	569	17.2
2000	Terrell Lyday	565	17.1
1999	Mark Bigelow	419	15.0
1998	Ron Selleaze	352	16.8
1997	Jeff Campbell	383	15.3
1996	Kenneth Roberts	539	19.3
1995	Russell Larson	573	17.9
1994	Russell Larson	637	19.9
1993	Gary Trost	516	15.2
1992	Gary Trost	441	14.2
1991	Shawn Bradley	503	14.8
1990	Marty Haws	556	18.5
1989	Michael Smith	765	26.4
1988	Michael Smith	679	21.2
1987	Michael Smith	643	20.1
1986	Jeff Chatman	559	17.5
1985	Timo Saarelainen	639	22.0
1984	Devin Durrant	866	27.9
1983	Devin Durrant	662	22.8
1982	Fred Trumbo	466	15.5
1981	Danny Ainge	782	24.4
1980	Danny Ainge	555	19.1
1979	Danny Ainge	498	18.4
1978	Danny Ainge	632	21.1
1977	Jay Cheesman	429	15.9
1976	Jay Cheesman	441	17.6
1975	Brian Frishman	354	15.4
1974	Doug Richards	527	20.3
1973	Kresimir Cosic	524	20.2
1972	Kresimir Cosic	581	22.3
1971	Bernie Fryer	558	19.2
1970	Doug Howard	472	18.2
1969	Doug Howard	430	15.4
1968	Kari Liimo	410	17.0
1967	Craig Raymond	342	14.2
1966	Dick Nemelka	599	24.0
1965	John Fairchild	602	21.5
1964	John Fairchild	507	20.3
1963	Bruce Burton	445	17.1
1962	Bob Skousen	363	15.9
1961	Gary Earnest	429	16.5
1960	Dave Eastis	483	20.1
1959	Bob Skousen	462	17.7
1958	John Nicoll	463	17.8
1957	John Benson	516	18.4
1956	Terry Tebbs	506	19.5
1955	Herschel Pedersen	421	16.1
1954	Dean Larsen	426	15.2
1953	Joe Richey	525	17.5
1952	Joe Richey	352	14.6
1951	Roland Minson	619	16.7
1950	Joe Nelson	420	14.5

INDIV. REBOUNDS BY SEASON

YEAR	PLAYER	RBS.	AVG.
2015	Kyle Collinsworth	286	8.7
2014	Kyle Collinsworth	275	8.1
2013	Brandon Davies	287	8.0
2012	Brandon Davies	269	7.7
2011	Noah Hartsock	220	5.9
2010	Noah Hartsock	184	5.1
2009	Jonathan Tavernari	239	7.2
2008	Trent Plaisted	269	7.7
2007	Keena Young	223	6.6
2006	Trent Plaisted	199	6.9
2005	Keena Young	140	5.6
2004	Rafael Araujo	303	10.1
2003	Rafael Araujo	286	8.9
2002	Travis Hansen	187	6.2
2001	Mekeli Wesley	181	5.5
2000	Mekeli Wesley	192	5.8
1999	Mark Bigelow	175	6.3
1998	Ron Selleaze	146	7.0
1997	Justin Weidauer	158	8.3
1996	Justin Weidauer	204	7.3
1995	Russell Larson	222	6.9
1994	Russell Larson	292	9.1
1993	Gary Trost	236	6.9
1992	Gary Trost	203	6.3
1991	Shawn Bradley	262	7.7
1990	Andy Toolson	198	6.6
1989	Michael Smith	248	8.6
1988	Michael Smith	248	7.8
1987	Michael Smith	273	8.5
1986	Tom Gneiting	230	7.4
1985	Alan Pollard	189	6.5
1984	Brett Applegate	352	11.4
1983	Greg Kite	255	8.8
1982	Steve Trumbo	335	11.5
1981	Steve Trumbo	342	10.7
1980	Alan Taylor	317	10.9
1979	Alan Taylor	266	9.5
1978	Alan Taylor	246	8.5
1977	Jay Cheesman	225	8.3
1976	Jay Cheesman	233	9.3
1975	Mark Handy	236	9.1
1974	Mark Handy	227	8.7
1973	Kresimir Cosic	246	9.5
1972	Kresimir Cosic	332	12.8
1971	Kresimir Cosic	341	12.6
1970	Paul Ruffner	254	9.8
1969	Paul Ruffner	268	9.6
1968	Jim Eakins	252	10.1
1967	Craig Raymond	183	7.6
1966	Craig Raymond	247	9.9
1965	John Fairchild	348	12.4
1964	John Fairchild	330	13.2
1963	Bruce Burton	271	10.4
1962	Bruce Burton	271	10.4
1961	Dave Eastis	243	9.3
1960	Dave Eastis	245	10.2
1959	Bob Skousen	239	9.2
1958	John Nicoll	307	11.8
1957	John Benson	317	11.3
1956	Herschel Pedersen	314	12.1
1955	Herschel Pedersen	293	11.3
1954	Nick Mateljan	276	10.6
1953	Nick Mateljan	292	9.7
1952	Joe Richey	167	7.0
1951	Mel Hutchins	471	12.7
1950	No Record Available		

INDIV. ASSISTS BY SEASON

YEAR	PLAYER	AST.	AVG.
2015	Kyle Collinsworth	197	6.0
2014	Kyle Collinsworth	156	4.6
2013	Matt Carlino	171	4.7
2012	Matt Carlino	115	4.6
2011	Jimmer Fredette	160	4.3
2010	Jimmer Fredette	159	4.7
2009	Jimmer Fredette	135	4.1
2008	Ben Murdock	125	3.6
2007	Austin Ainge	150	4.4
2006	Rashaun Broadus	104	3.6
2005	Austin Ainge	130	4.1
2004	Luiz Lemes	136	4.5
2003	Kevin Woodberry	80	2.5
2002	Matt Montague	217	7.2
2001	Matt Montague	97	2.9
2000	Matt Montague	125	3.8
1999	Michael Vranes	80	2.9
1998	Brian Dignan	109	4.0
1997	Matt Montague	131	5.0
1996	Randy Reid	142	5.1
1995	Robbie Reid	157	4.9
1994	Randy Reid	87	2.7
1993	Randy Reid	141	4.1
1992	Nathan Call	204	6.4
1991	Nathan Call	164	4.8
1990	Marty Haws	123	4.1
1989	Marty Haws	149	5.1
1988	Brian Taylor	151	4.7
1987	Brian Taylor	118	3.7
1986	Bob Capener	104	3.3
1985	Marty Perry	114	4.2
1984	Chris Nikchevich	117	3.9
1983	Marty Perry	91	3.4
1982	Scott Sinek	100	3.3
1981	Danny Ainge	127	4.0
1980	Danny Ainge	132	4.6
1979	Danny Ainge	122	4.5
1978	Danny Ainge	158	5.3
1977	Mike May	108	4.2
1976	Verne Thompson	78	3.0
1975-53	No Records Available		
1952	Jerry Romney	37	1.6
1951	Roland Minson	99	2.7
1950	No Record Available		



KEENA YOUNG LED BYU IN SCORING & REBOUNDING IN 2007

NOTE: Bolded items indicate all-time single-season leaders for cumulative totals and per-game averages.

INDIVIDUAL SEASON RECORDS

Points				3-Point Field Goal Attempts				Free-Throw Percentage*				
Rk	Name, Year	G	Pts	Avg	Rk	Name, Years	3FGA	Rk	Name, Year	FT	FTA	Pct
1	Jimmer Fredette, 2010-11	37	1,068	28.9	1	Jimmer Fredette, 2010-11	313	1	Michael Smith, 1988-89	160	173	.925
2	Devin Durrant, 1983-84	31	866	27.9	2	Jackson Emery, 2010-11	255	2	Tyler Haws, 2009-10	110	120	.917
3	Danny Ainge, 1980-81	32	782	24.4	3	Chase Fischer, 2014-15	248	3	Michael Smith, 1986-87	103	114	.904
4	Tyler Haws, 2012-13	36	780	21.7	4	Jonathan Tevernari, 2007-08	234	4	Jimmer Fredette, 2010-11	252	282	.894
5	Tyler Haws, 2014-15	35	776	22.2	5	Jonathan Tevernari, 2008-09	223	5	Jimmer Fredette, 2009-10	224	251	.892
6	Tyler Haws, 2013-14	33	767	23.2	6	Nick Sanderson, 1992-93	209	6	Tyler Haws, 2013-14	223	253	.881
7	Michael Smith, 1988-89	29	765	26.4	7	Jackson Emery, 2009-10	197	7	Tyler Haws, 2012-13	185	211	.877
8	Jimmer Fredette, 2009-10	34	751	22.1	8	Danny Bower, 1997-98	187	8	Gary Batchelor, 1962-63	104	119	.874
9	Michael Smith, 1987-88	32	679	21.2	9	Matt Carlino, 2013-14	177	9	Tyler Haws, 2014-15	206	236	.873
10	Devin Durrant, 1982-83	29	662	22.8	10	Jimmer Fredette, 2009-10	175	10	Lee Cummand, 2008-09	122	140	.871

*Minimum 100 FT Made

Scoring Average				3-Point Field Goal Percentage*				Rebounds						
Rk	Name, Year	G	Pts	Avg	Rk	Name, Year	FG	FGA	Pct	Rk	Name, Year	G	Reb	Avg
1	Jimmer Fredette, 2010-11	37	1,068	28.9	1	Nathan Call, 1991-92	45	85	.529	1	Mel Hutchins, 1950-51	37	471	12.7
2	Devin Durrant, 1983-84	31	866	27.9	2	Andy Toolson, 1989-90	74	151	.490	2	Brett Applegate, 1983-84	31	352	11.4
3	Michael Smith, 1988-89	29	765	26.4	3	Brock Reichner, 2005-06	53	110	.482	3	John Fairchild, 1964-65	28	348	12.4
4	Danny Ainge, 1980-81	32	782	24.4	4	Skyler Halford, 2014-15	52	108	.481	4	Steve Trumbo, 1980-81	32	342	10.7
5	Chase Fischer, 2014-15	33	767	23.2	5	Austin Ainge, 2006-07	56	117	.479	5	Kresimir Cosic, 1970-71	27	341	12.6
6	Tyler Haws, 2013-14	33	767	23.2	6	Lee Cummand, 2007-08	60	127	.472	6	Steve Trumbo, 1981-82	29	305	11.6
7	Devin Durrant, 1982-83	29	662	22.8	7	Mike Rose, 2006-07	61	131	.466	7	Kresimir Cosic, 1971-72	26	332	12.8
8	Kresimir Cosic, 1971-72	26	581	22.4	8	Mark Heslop, 1991-92	58	127	.457	8	John Fairchild, 1963-64	25	330	13.2
9	Tyler Haws, 2014-15	35	776	22.2	9	Jimmer Fredette, 2009-10	77	175	.440	9	John Benson, 1956-57	28	317	11.3
10	Jimmer Fredette, 2009-10	34	751	22.1	10	Lee Cummand, 2006-07	40	92	.435	10	Alan Taylor, 1979-80	29	317	10.9

*Minimum 30 3FG Made

Field Goals Made				3-Point Field Goal Percentage*				Rebounds Per Game*				
Rk	Name, Years	FG	Rk	Name, Year	FG	FGA	Pct	Rk	Name, Year	G	Reb	Avg
1	Jimmer Fredette, 2010-11	346	1	Andy Toolson, 1989-90	74	151	.490	1	John Fairchild, 1963-64	25	330	13.2
2	Devin Durrant, 1983-84	312	2	Jimmer Fredette, 2009-10	77	175	.440	2	Kresimir Cosic, 1971-72	26	332	12.8
3	Danny Ainge, 1980-81	309	3	Jackson Emery, 2009-10	85	197	.431	3	Mel Hutchins, 1950-51	37	471	12.7
4	Michael Smith, 1988-89	286	4	Chase Fischer, 2014-15	103	248	.415	4	Kresimir Cosic, 1970-71	27	341	12.6
5	Tyler Haws, 2012-13	276	5	Jimmer Fredette, 2010-11	124	313	.396	5	John Fairchild, 1964-65	28	348	12.4
6	Tyler Haws, 2014-15	258	6	Jonathan Tevernari, 2008-09	85	223	.381	6	Herschel Pedersen, 1955-56	26	314	12.1
7	Michael Smith, 1986-87	253	7	Jonathan Tevernari, 2007-08	88	234	.376	7	John Nichol, 1957-58	26	307	11.8
8	Jeff Chatman, 1987-88	253	7	Jackson Emery, 2010-11	92	255	.361	8	Steve Trumbo, 1981-82	29	335	11.6
9	Tyler Haws, 2013-14	252	9	Nick Sanderson, 1992-93	73	209	.349	9	Brett Applegate, 1983-84	31	352	11.4
10	Michael Smith, 1987-88	248	10	Lee Cummand, 2006-07	40	92	.435	10	John Benson, 1956-57	28	317	11.3

*Minimum 70 3FG Made

*Minimum 20 Games Played

Field Goal Attempts				3-Point Field Goals Per Game				Offensive Rebounds				
Rk	Name, Years	FGA	Rk	Name, Year	G	3FG	3FG/G	Rk	Name, Year	G	OReb	Avg
1	Jimmer Fredette, 2010-11	765	1	Jimmer Fredette, 2010-11	37	124	3.4	1	Eric Mika, 2013-14	33	93	2.8
2	Roland Minson, 1950-51	627	2	Chase Fischer, 2014-15	33	85	2.6	2	Rafael Araujo, 2002-03	32	91	2.8
3	Danny Ainge, 1980-81	596	3	Jonathan Tevernari, 2007-08	35	88	2.51	3	Nate Austin, 2013-14	35	90	2.6
4	Mel Hutchins, 1950-51	575	4	Jackson Emery, 2010-11	37	92	2.49	4	Jared Miller, 1992-93	34	90	2.6
5	Tyler Haws, 2012-13	571	4	Andy Toolson, 1989-90	30	74	2.47	5	Ken Roberts, 1994-95	32	89	2.8
6	Tom Steinke, 1956-57	565	5	Jackson Emery, 2009-10	35	85	2.43	6	Rafael Araujo, 2003-04	30	87	2.9
7	Joe Richey, 1952-53	554	6	Danny Bower, 1997-98	30	68	2.267	7	Kyle Collinsworth, 2013-14	34	85	2.5
8	Michael Smith, 1988-89	545	7	Jimmer Fredette, 2009-10	34	77	2.265	8	Russell Larson, 1993-94	32	84	2.6
9	Tyler Haws, 2013-14	544	8	Mark Bigelow, 2001-02	30	65	2.167	9	Trent Plaisted, 2006-07	34	84	2.5
10	Devin Durrant, 1983-84	543	9					10	Steve Schreiner, 1990-91	34	81	2.4

Field-Goal Percentage*				Free Throws Made				Offensive Rebounds Per Game*				
Rk	Name, Year	FG	FGA	Pct	Rk	Name, Years	FT	Rk	Name, Year	G	OReb	Avg
1	Russell Larson, 1992-93	135	214	.631	1	Jimmer Fredette, 2010-11	252	1	Ron Sellaize, 1997-98	21	66	3.1
2	Jim Usevitch, 1983-84	85	137	.620	2	Devin Durrant, 1983-84	242	2	Rafael Araujo, 2003-04	30	87	2.9
3	Tom Gneiting, 1986-87	90	146	.616	3	Jimmer Fredette, 2009-10	224	3	Rafael Araujo, 2002-03	32	91	2.84
4	Eric Nielsen, 2000-01	77	127	.606	4	Tyler Haws, 2013-14	223	4	Eric Mika, 2013-14	33	93	2.82
5	Alan Taylor, 1979-80	138	231	.5974	5	Tyler Haws, 2014-15	206	5	Ken Roberts, 1994-95	32	89	2.78
6	Gary Trost, 1990-91	80	134	.5970	6	Devin Durrant, 1982-83	200	6	Jared Miller, 1992-93	34	90	2.63
7	Jeff Chatman, 1987-88	253	425	.595	7	Ken Roberts, 1995-96	187	7	Russell Larson, 1993-94	32	84	2.63
8	Jared Jensen, 2001-02	88	149	.591	8	Tyler Haws, 2012-13	185	8	Russell Larson, 1993-94	32	84	2.63
9	Fred Roberts, 1979-80	151	257	.588	9	Russell Larson, 1993-94	181	9	Nate Austin, 2013-14	35	90	2.57
10	Alan Taylor, 1978-79	148	252	.587	10	Mekeli Wesley, 2000-01	179	10	Kyle Collinsworth, 2013-14	34	85	2.50

*Minimum 50 FG Made

*Minimum 20 Games Played

Field-Goal Percentage*				Free Throw Attempts				Assists				
Rk	Name, Year	FG	FGA	Pct	Rk	Name, Years	FTA	Rk	Name, Year	G	Ast	Avg
1	Russell Larson, 1992-93	135	214	.631	1	Devin Durrant, 1983-84	307	1	Matt Montague, 2001-02	30	217	7.2
2	Alan Taylor, 1979-80	138	231	.597	2	Jimmer Fredette, 2010-11	282	2	Nathan Call, 1991-92	32	204	6.4
3	Jeff Chatman, 1987-88	253	425	.595	3	Timo Saarelainen, 1984-85	262	3	Kyle Collinsworth, 2014-15	33	197	6.0
4	Fred Roberts, 1979-80	151	257	.588	4	Devin Durrant, 1982-83	261	4	Matt Carlino, 2012-13	36	171	4.8
5	Alan Taylor, 1978-79	148	252	.587	5	Trent Plaisted, 2007-08	260	5	Nathan Call, 1990-91	34	164	4.8
6	Fred Roberts, 1980-81	216	373	.579	6	Brandon Davies, 2012-13	255	6	Jimmer Fredette, 2010-11	37	160	4.3
7	Ken Roberts, 1993-94	142	246	.577	7	Tyler Haws, 2013-14	253	7	Jimmer Fredette, 2009-10	34	159	4.7
8	Devin Durrant, 1983-84	312	545	.575	8	Jimmer Fredette, 2009-10	251	8	Danny Ainge, 1977-78	30	158	5.3
9	Rafael Araujo, 2003-04	211	368	.5733	9	Tyler Haws, 2014-15	236	9	Robbie Reid, 1994-95	32	157	4.9
10	Jared Miller, 1992-93	161	281	.5729	10	Ken Roberts, 1995-96	230	10	Kyle Collinsworth, 2013-14	34	156	4.6

*Minimum 100 FG Made

3-Point Field Goals				Free Throw Percentage*				Assists Per Game*				
Rk	Name, Years	3FG	Rk	Name, Year	FT	FTA	Pct	Rk	Name, Year	G	Ast	Avg
1	Jimmer Fredette, 2010-11	124	1	Michael Smith, 1988-89	160	173	.925	1	Matt Montague, 2001-02	30	217	7.2
2	Chase Fischer, 2014-15	103	2	Tyler Haws, 2009-10	110	120	.917	2	Nathan Call, 1991-92	32	204	6.4
3	Jackson Emery, 2010-11	92	3	Michael Smith, 1986-87	103	114	.904	3	Kyle Collinsworth, 2014-15	33	197	6.0
4	Jonathan Tevernari, 2007-08	88	4	Bob Quinney, 1964-65	55	61	.902	4	Matt Carlino, 2012-13	36	171	4.8
5	Jackson Emery, 2009-10	85	5	Chris Nikchevich, 1983-84	55	61	.902	5	Nathan Call, 1990-91	34	164	4.8
6	Jimmer Fredette, 2010-11	85	6	Jimmer Fredette, 2010-11	252	282	.894	6	Jimmer Fredette, 2010-11	37	160	4.3
7	Jonathan Tevernari, 2008-09	85	7	Jimmer Fredette, 2009-10	224	251	.892	7	Jimmer Fredette, 2009-10	34	159	4.7
8	Jimmer Fredette, 2009-10	77	8	Tyler Haws, 2013-14	223	253	.8814	8	Danny Ainge, 1977-78	30	158	5.3
9	Andy Toolson, 1989-90	74	9	Skyler Halford, 2014-15	59	67	.8806	9	Marty Haws, 1988-89	29	149	5.14
10	Nick Sanderson, 1992-93	73	10	Scott Runia, 1978-79	50	57	.8772	10	Randy Reid, 1995-96	28	142	5.07
11	Danny Bower, 1997-98	68						11	Matt Montague, 1996-97	26	131	5.0

*Minimum 50 FT Made

*Minimum 100 FT Made

INDIVIDUAL SEASON RECORDS • CONTINUED

Blocks

Rk	Name, Year	G	Bk	Avg
1	Shawn Bradley, 1990-91	34	177	5.2
2	Greg Kite, 1982-83	29	81	2.8
3	Greg Kite, 1980-81	32	71	2.2
4	Noah Hartscock, 2010-11	37	61	1.6
5	Noah Hartscock, 2011-12	34	55	1.6
6	Alan Taylor, 1979-80	29	52	1.8
7	Brandon Davies, 2011-12	35	47	1.3
8	Trent Plaisted, 2006-07	34	46	1.4
	Noah Hartscock, 2009-10	36	46	1.3
10	Greg Kite, 1981-82	30	45	1.5

Blocks Per Game*

Rk	Name, Year	G	Bk	Avg
1	Shawn Bradley, 1990-91	34	177	5.2
2	Greg Kite, 1982-83	29	81	2.8
3	Greg Kite, 1980-81	32	71	2.2
4	Alan Taylor, 1979-80	29	52	1.8
5	Noah Hartscock, 2010-11	37	61	1.649
6	Noah Hartscock, 2011-12	34	55	1.618
7	Greg Kite, 1981-82	30	45	1.5
8	Alan Taylor, 1979-79	28	39	1.39
9	Russell Larson, 1994-95	32	44	1.38
10	Trent Plaisted, 2006-07	34	46	1.35

*Minimum 20 Games Played

Steals

Rk	Name, Year	G	Stl	Avg
1	Jackson Emery, 2010-11	37	101	2.7
2	Jackson Emery, 2009-10	35	91	2.6
3	Marty Haws, 1989-90	30	66	2.2
4	Matt Carlino, 2012-13	36	64	1.8
5	Terrell Lyday, 1999-00	33	62	1.9
6	Robbie Reid, 1994-95	32	61	1.9
	Matt Carlino, 2013-14	35	61	1.7
8	Danny Ainge, 1977-78	30	60	2.0
9	Kyle Collinworth, 2014-15	33	59	1.8
10	Kyle Collinworth, 2013-14	34	57	1.7

Steals Per Game*

Rk	Name, Year	G	Stl	Avg
1	Jackson Emery, 2010-11	37	101	2.7
2	Jackson Emery, 2009-10	35	91	2.6
3	Marty Haws, 1989-90	30	66	2.2
4	Danny Ainge, 1977-78	30	60	2.0
5	Robbie Reid, 1994-95	32	61	1.906
6	Terrell Lyday, 1999-00	33	62	1.879
7	Kyle Collinworth, 2014-15	33	59	1.788
8	Matt Carlino, 2012-13	36	64	1.778
9	Matt Carlino, 2013-14	35	61	1.743
10	Danny Ainge, 1978-79	27	46	1.704

*Minimum 20 Games Played

Assist-to-Turnover Ratio*

Rk	Name, Years	A	TO	A:TO
1	Nathan Call, 1991-92	204	65	3.14
2	Randy Reid, 1995-96	142	50	2.84
3	Jackson Emery, 2008-09	100	36	2.78
4	Marty Perry, 1982-83	91	34	2.68
5	Matt Montague, 2001-02	217	82	2.65
6	Scott Sinek, 1984-85	95	36	2.64
7	Kevin Santiago, 1988-89	92	35	2.63
8	Marty Perry, 1983-84	94	36	2.61
9	Bob Capener, 1986-87	110	45	2.44
10	Marty Perry, 1984-85	114	47	2.43

*Minimum 20 Games Played and 3.0 APG

Turnovers

Rk	Name, Years	TO
1	Jimmer Fredette, 2010-11	131
2	Michael Smith, 1988-89	130
3	Fred Roberts, 1981-82	109
4	Danny Ainge, 1977-78	104
	Matt Montague, 1996-97	104
	Fred Roberts, 1980-81	104
7	Danny Ainge, 1980-81	103
8	Michael Smith, 1987-88	101
9	Danny Ainge, 1978-79	100
	Brandon Davies, 2011-12	100

Personal Fouls

Rk	Name, Years	PF
1	Jared Miller, 1992-93	124
2	Nate Austin, 2013-14	119
3	Rafael Araujo, 2002-03	118
4	Corbin Kaufusi, 2014-15	117
5	Brandon Davies, 2011-12	114
	Greg Kite, 1980-81	114
	Glen Roberts, 1977-78	114
8	Danny Ainge, 1977-78	113
	Mekeli Wesley, 1999-00	113

Times Disqualified

Rk	Name, Years	DQ
1	Glen Roberts, 1977-78	11
2	Keith Rice, 1977-78	2
	Mel Hutchins, 1950-51	10
	Roy Thacker, 1958-59	10

Games Played

Rk	Name, Years	GP
1	Mel Hutchins, 1950-51	14
	Roland Minson, 1950-51	37
	Jerry Romney, 1950-51	37
	Charles Abou, 2010-11	37
	Jackson Emery, 2010-11	37
	Noah Hartscock, 2010-11	37
	Harold Christensen, 1950-51	37
	Jimmer Fredette, 2010-11	37

Games Started

Rk	Name, Years	GS
1	Jimmer Fredette, 2010-11	37
2	Noah Hartscock, 2010-11	36
	Brandon Davies, 2012-13	36
	Tyler Haws, 2012-13	36

Minutes Played

Rk	Name, Years	Min
1	Jimmer Fredette, 2010-11	1,323
2	Tyler Haws, 2012-13	1,235
3	Devin Durrant, 1983-84	1,225
4	Danny Ainge, 1980-81	1,213
5	Jackson Emery, 2010-11	1,202
6	Fred Roberts, 1980-81	1,187
7	Robbie Reid, 1994-95	1,158
8	Bob Capener, 1985-86	1,152
	Nathan Call, 1990-91	1,152
10	Tyler Haws, 2013-14	1,143

Double-Figure Scoring Games

Rk	Name, Years	#
1	Jimmer Fredette, 2010-11	37
2	Brandon Davies, 2012-13	35
3	Tyler Haws, 2012-13	34
	Tyler Haws, 2014-15	34
5	Tyler Haws, 2013-14	33
	Jeff Chatman, 1987-88	33
7	Danny Ainge, 1980-81	32
	Lee Cummard, 2007-08	32
	Michael Smith, 1987-88	32
	Mark Handy, 1976-77	32

Double-Doubles

Rk	Name, Years	#
1	John Fairchild, 1964-65	22
2	Brett Applegate, 1983-84	21
3	Kresimir Cosic, 1971-72	20
4	Steve Trumbo, 1981-82	18
5	John Fairchild, 1963-64	17
6	Russell Larson, 1993-94	16
	Rafael Araujo, 2003-04	16
8	Bruce Burton, 1962-63	15
	Kresimir Cosic, 1970-71	15
10	Kyle Collinworth, 2014-15	14

20-Point Games

Rk	Name, Years	#
1	Jimmer Fredette, 2010-11	33
2	Michael Smith, 1988-89	27
	Devin Durrant, 1983-84	27
4	Tyler Haws, 2012-13	25
5	Danny Ainge, 1980-81	24
	Tyler Haws, 2014-15	24
7	Michael Smith, 1987-88	22
	Jimmer Fredette, 2009-10	22
9	Tyler Haws, 2013-14	21
10	Devin Durrant, 1982-83	20

Consecutive 20-Point Games to Start a Season

Rk	Name, Years	#
1	Devin Durrant, 1983-84	7
2	Tyler Haws, 2012-13	6

30-Point Games

Rk	Name, Years	#
1	Jimmer Fredette, 2010-11	16
2	Devin Durrant, 1983-84	14
3	Michael Smith, 1988-89	11
4	Jimmer Fredette, 2009-10	8
5	Dick Nemelka, 1965-66	7
	Tyler Haws, 2013-14	7
7	Danny Ainge, 1980-81	6
8	Timo Saarelainen, 1984-85	5
	Kresimir Cosic, 1972-73	5
	Tyler Haws, 2014-15	5

Most 40-Point Games

Rk	Name, Years	#
1	Jimmer Fredette, 2010-11	4
2	Jimmer Fredette, 2009-10	2

Most 15-Rebound Games

Rk	Name, Years	#
1	Kresimir Cosic, 1971-72	9
	John Fairchild, 1963-64	9
3	John Fairchild, 1964-65	8
	Kresimir Cosic, 1970-71	8
5	Jim Eakins, 1967-68	6
	Alan Taylor, 1979-80	6

Most 20-Rebound Games

Rk	Name, Years	#
1	John Fairchild, 1963-64	3
	Kresimir Cosic, 1970-71	3
3	John Fairchild, 1964-65	2
	Mel Hutchins, 1950-51	2

Most 10-Assist Games

Rk	Name, Years	#
1	Kyle Collinworth, 2014-15	8
2	Matt Montague, 2000-01	7
3	Nathan Call, 1991-92	5
4	Mike May, 1976-77	4
5	Randy Reid, 1992-93	3

Most 5-Blocks Games

Rk	Name, Years	#
1	Shawn Bradley, 1990-91	22
2	Greg Kite, 1980-81	6
	Greg Kite, 1982-83	6
4	Alan Taylor, 1979-80	2
	Trent Plaisted, 2007-08	2

Most 3-Blocks Games

Rk	Name, Years	#
1	Shawn Bradley, 1990-91	28
2	Greg Kite, 1982-83	15
3	Greg Kite, 1980-81	12
4	Noah Hartscock, 2010-11	11
5	Noah Hartscock, 2011-12	9
6	Russell Larson, 1991-92	8
7	Alan Taylor, 1979-80	7
	Jeff Chatman, 1986-87	7
9	Greg Kite, 1981-82	6

Most 5-Steals Games

Rk	Name, Years	#
1	Jackson Emery, 2010-11	6
2	Jackson Emery, 2009-10	5
3	Robbie Reid, 1994-95	4

Most 3-Steals Games

Rk	Name, Years	#
1	Jackson Emery, 2010-11	19
2	Jackson Emery, 2009-10	17
3	Marty Haws, 1989-90	12
4	Matt Carlino, 2012-13	11
	Danny Ainge, 1977-78	11
	Kyle Collinworth, 2014-15	11
7	Robbie Reid, 1994-95	10
8	Terrell Lyday, 1999-00	9
	Kyle Collinworth, 2013-14	9

Most 5 3-Pointers Games

Rk	Name, Years	#
1	Jimmer Fredette, 2010-11	10
2	Chase Fischer, 2014-15	8
3	Jackson Emery, 2010-11	6
4	Jackson Emery, 2009-10	5
	Jonathan Tavarni, 2007-08	5

Most 3 3-Pointers Games

Rk	Name, Years	#
1	Jimmer Fredette, 2010-11	22
2	Jackson Emery, 2010-11	17
	Jonathan Tavarni, 2008-09	17
	Chase Fischer, 2014-15	17
5	Jackson Emery, 2009-10	15
6	Jonathan Tavarni, 2007-08	14
	Mark Bigelow, 2001-02	14
	Andy Toolson, 1989-90	14

Consecutive Games with a 3-Pointer

Rk	Name, Years	#
1	Jimmer Fredette, 12/8/10 to 3/24/11	28
2	Jonathan Tavarni, 11/29/08 to 2/24/09	22
3	Terrell Lyday, 11/20/00 to 2/12/01	21
4	Chase Fischer, 11/24/14 to 1/17/15	18
5	Skyler Halford, 1/10/15 to 3/17/15	17

INDIVIDUAL GAME RECORDS

Points

Rk	Name vs. Opponent, Date	Pts
1	Jimmer Fredette (Sr.) vs. New Mexico, 03/11/2011	52
2	Jimmer Fredette (Jr.) at Arizona, 12/28/2009	49
3	Jimmer Fredette (Sr.) at Utah, 01/11/2011	47
	Bob Skousen (Jr.) vs. UCLA, 12/02/1961	47
5	Jimmer Fredette (Jr.) vs. TCU, 03/11/2010	45
6	Dave Eastis (Jr.) vs. New Mexico, 02/05/1960	44
7	Jimmer Fredette (Sr.) vs. San Diego State, 01/26/2011	43
8	Jimmer Fredette (Sr.) at Colorado State, 01/22/2011	42
	Tyler Haws (So.) vs. Virginia Tech, 12/29/2012	42
10	Timo Saarelainen (Sr.) at New Mexico, 02/07/1985	41
11	Danny Ainge (So.) vs. Oral Roberts, 12/23/1978	40
	John Fairchild (Sr.) vs. Arizona, 02/26/1965	40
	Marty Haws (Sr.) vs. Siena, 11/24/1989	40
	Dick Nemelka (Sr.) vs. St. Bonaventure, 12/29/1965	40

Field Goals Made

Rk	Name vs. Opponent, Date	FG
1	Jimmer Fredette (Sr.) vs. New Mexico, 03/11/2011	22
2	Dave Eastis (Jr.) vs. New Mexico, 02/05/1960	21
3	Bob Skousen (Jr.) vs. UCLA, 12/02/1961	21
4	Dick Nemelka (Sr.) vs. Houston, 12/04/1965	18
5	Dick Nemelka (Sr.) vs. St. Bonaventure, 12/29/1965	17
	Dick Nemelka (Sr.) vs. Cornell, 12/30/1965	17
	Timo Saarelainen (Sr.) vs. La Salle, 11/30/1984	17
	Michael Smith (Jr.) vs. La Salle, 12/29/1987	17
	Bob Quinney (Sr.) vs. Michigan State, 12/23/1963	17
	Craig Raymond (Sr.) vs. Utah State, 01/06/1967	17

Field Goals Attempted

Rk	Name vs. Opponent, Date	FGA
1	Jimmer Fredette (Sr.) vs. New Mexico, 03/11/2011	37
2	John Nicoll (Jr.) vs. New Mexico, 02/07/1958	36
3	Dave Eastis (Jr.) vs. New Mexico, 02/05/1960	34
4	Danny Ainge (Sr.) vs. San Diego State, 01/08/1981	33
5	Bob Quinney (Jr.) vs. Michigan State, 12/23/1963	30
	John Fairchild (Jr.) vs. Wyoming, 01/11/1964	30
7	Timo Saarelainen (Sr.) vs. San Diego State, 01/31/1985	29
	Paul Ruffer (Sr.) vs. Georgia, 12/28/1969	29
	Jimmer Fredette (Sr.) vs. Florida, 03/24/2011	29
10	Jimmer Fredette (Sr.) at Utah, 01/11/2011	28
	Dick Nemelka (Sr.) at Wyoming, 01/15/1966	28

Most Field Goals Made, No Misses

Rk	Name vs. Opponent, Date	FG
1	Kresimir Cosic (Sr.) vs. Arizona, 02/26/1971	12
2	Jeff Chatman (So.) vs. Fordham, 12/07/1985	9
	Jim Usevitch (Sr.) at Utah State, 12/01/1987	9
	Trent Plaisted (Jr.) at Colorado State, 02/13/2008	9
5	Alan Taylor (Jr.) at Baylor, 12/01/1978	8
	Brock Zylstra (Jr.) vs. San Francisco, 01/07/2012	8
7	Tyler Haws (Fr.) vs. Nevada, 12/22/2009	7
	Robbie Reid (So.) vs. Fresno State, 02/23/1995	7
	Russell Larson (Fr.) vs. Cal St. Northridge, 03/03/1992	7
	Chris Nikchevich (Sr.) vs. Hofstra, 11/30/1983	7
	Keith Rice (Sr.) vs. Portland State, 11/25/1978	7
	Alan Taylor (So.) vs. McNeese State, 12/13/1977	7

Field-Goal Percentage*

Rk	Name, Year	FG	FGA	Pct
1	Kresimir Cosic (So.) vs. Arizona, 02/26/1971	12	12	1.000
2	Verne Thompson (Sr.) at Utah State, 12/04/1976	11	13	.846
	Mike Gardner (So.) at Oregon, 11/30/1962	11	13	.846
	Devin Durrant (Jr.) at Colorado State, 01/25/1979	11	13	.846
	Jimmer Fredette (So.) vs. Wyoming, 01/31/2009	11	13	.846
6	Marty Haws (Sr.) vs. Siena, 11/24/1989	16	19	.842
7	Alan Taylor (Sr.) vs. Clemson, 03/08/1980	10	12	.833
	Alan Taylor (Sr.) at Wyoming, 01/12/1978	10	12	.833
	Bernie Fryer (Sr.) at UTEP, 03/03/1972	10	12	.833
	Fred Roberts (Sr.) at UCLA, 11/27/1981	10	12	.833
	Jeff Campbell (Jr.) at Texas Tech, 12/22/1995	10	12	.833
	Sylester Rivers (Sr.) vs. Denver, 12/01/1998	10	12	.833
	Jay Cheesman (Sr.) vs. Wyoming, 01/15/1977	10	12	.833
	Lee Cummard (Jr.) vs. Pepperdine, 12/15/2007	10	12	.833

*Minimum 10 Field Goal Attempts

3-Point Field Goals Made

Rk	Name vs. Opponent, Date	3FG
1	Chase Fischer (Jr.) vs. Chaminade, 11/25/2014	10
2	Jimmer Fredette (Jr.) at Arizona, 12/28/2009	9
3	Mike Rose (Sr.) vs. UNLV, 02/03/2007	8
	Matt Carino (Jr.) vs. Portland, 02/22/2014	8
	Mike Rose (Fr.) vs. Southern Utah, 11/21/2003	8
6	Nick Sanderson (Sr.) at Utah State, 12/04/1992	7
	Jimmer Fredette (Sr.) vs. New Mexico, 03/11/2011	7
	Jimmer Fredette (Sr.) vs. Gonzaga, 03/19/2011	7
	Jimmer Fredette (Sr.) at UNLV, 01/05/2011	7
	Danny Bower (Jr.) vs. Ohio State, 12/30/1997	7

3-Point Field Goals Attempted

Rk	Name vs. Opponent, Date	3FGA
1	Jonathan Taverman (So.) vs. North Carolina, 11/24/2007	16
2	Nick Sanderson (Sr.) vs. Kansas, 03/20/1993	15
	Jimmer Fredette (Sr.) vs. Florida, 03/24/2011	15
4	Jimmer Fredette (Sr.) vs. New Mexico, 03/11/2011	14
	Danny Bower (Jr.) vs. Ohio State, 12/30/1997	14
	Jimmer Fredette (Sr.) vs. Utah State, 11/17/2010	14
	Bob Capener (Sr.) at Oklahoma, 11/21/1986	14
	Matt Carlinio (So.) vs. Baylor, 04/02/2013	14

3-Point Field Goals Made, No Misses

Rk	Name vs. Opponent, Date	3FG
1	Brock Zylstra (Jr.) vs. San Francisco, 01/07/2012	6
	Nathan Call (Jr.) vs. Utah, 03/02/1991	6
3	Danny Bower (Jr.) vs. Wyoming, 01/15/1998	5
	Jonathan Taverman (Jr.) vs. Colorado State, 02/11/2009	5

3-Point Field-Goal Percentage*

Rk	Name, Year	FG	FGA	Pct
1	Brock Zylstra (Jr.) vs. San Francisco, 01/07/2012	6	6	1.000
	Nathan Call (Jr.) vs. Utah, 03/02/1991	6	6	1.000
	Danny Bower (Jr.) vs. Wyoming, 01/15/1998	5	5	1.000
	Jonathan Taverman (Jr.) vs. Colo. State, 02/11/2009	5	5	1.000
5	Jonathan Taverman (Fr.) vs. TCU, 01/10/2007	6	7	.857
	Anson Winder (Fr.) vs. Buffalo, 12/20/2011	6	7	.857

*Minimum 5 3-Point Field Goal Attempts

Consecutive 3-Point Field Goals Made

Rk	Name vs. Opponent, Date	3FG
1	Chase Fischer (Jr.) vs. Chaminade, 11/25/2014	8
2	Brock Zylstra (Jr.) vs. San Francisco, 01/07/2012	6
	Nathan Call (Jr.) vs. Utah, 03/02/1991	6
	Jonathan Taverman (Fr.) vs. TCU, 01/10/2007	6

Free Throws Made

Rk	Name vs. Opponent, Date	FT
1	Jimmer Fredette (Jr.) vs. TCU, 03/11/2010	23
2	Mekeli Wesley (Fr.) at UTEP, 02/28/1998	22
	Jimmer Fredette (Sr.) at Colorado State, 01/22/2011	19
	Jimmer Fredette (Sr.) vs. Florida, 02/05/2011	16
	Kresimir Cosic (Jr.) vs. Cincinnati, 12/18/1971	16
6	Russell Larson (Jr.) vs. San Diego State, 02/10/1994	15
	Devin Durrant (Jr.) vs. Hawaii, 01/15/1983	15
	Steve Trumbo (Sr.) at Cal-State Fullerton, 11/28/1981	15
	Brandon Davies (Jr.) at Pepperdine, 01/21/2012	15
	Doug Howard (Jr.) vs. Utah, 02/09/1969	15
	John Benson (Sr.) vs. Montana, 01/04/1957	15

Free Throws Attempted

Rk	Name vs. Opponent, Date	FTA
1	Jimmer Fredette (Jr.) vs. TCU, 03/11/2010	24
2	Gary Dahlman (So.) at Arizona State, 01/11/1963	20
	John Nicoll (Jr.) at Utah, 01/24/1958	20
4	Timo Saarelainen (Sr.) vs. Hawaii, 02/02/1985	19
5	Mekeli Wesley (Fr.) at UTEP, 02/28/1998	18
	Brandon Davies (Jr.) at Pepperdine, 01/21/2012	18
	Mekeli Wesley (Jr.) vs. Arizona State, 12/07/1999	18
	Kenneth Roberts (Sr.) vs. Air Force, 01/08/1996	18
	Bob Skousen (So.) at Ohio State, 01/01/1959	18

Most Free Throws Made, No Misses

Rk	Name vs. Opponent, Date	FT
1	Jimmer Fredette (Sr.) vs. UNLV, 02/05/2011	16
2	Andy Toolson (Jr.) vs. California Berkeley, 02/14/1989	14
	Alan Taylor (Sr.) vs. Louisiana State, 03/02/2013	14
4	Marty Haws (Sr.) vs. Hawaii, 02/03/1990	13
	Russell Larson (Jr.) vs. Fresno State, 01/13/1994	13
	Kenneth Roberts (Jr.) vs. Southern Utah, 12/09/1994	13
	Verne Thompson (Sr.) at Wyoming, 02/10/1977	13
	Devin Durrant (Jr.) vs. St. Joseph's, 12/29/1982	13
	Doug Howard (Sr.) vs. Arizona, 02/14/1970	13

Rebounds

Rk	Name vs. Opponent, Date	Reb
1	Scott Warner (Sr.) at Texas Tech, 12/18/1969	27
2	John Benson (Jr.) vs. Washington, 12/01/1956	26
3	John Fairchild (Jr.) vs. Michigan State, 12/23/1963	25
	Bruce Burton (Jr.) vs. Denver, 02/02/1962	25
	Mel Hutchins (Sr.) at Denver, 01/05/1951	25
6	Steve Trumbo (Sr.) vs. Air Force, 01/21/1982	23
	Kresimir Cosic (So.) vs. UCLA, 03/18/1971	23
	Alan Taylor (Sr.) vs. San Diego State, 03/01/1980	23
	Mark Handy (So.) at Wyoming, 03/07/1975	23
	Mel Hutchins (Sr.) vs. Utah, 02/16/1951	23

Offensive Rebounds

Rk	Name vs. Opponent, Date	OReb
1	Steve Schreiner (Sr.) vs. New Mexico, 01/12/1991	9
	Ron Sellaize (Jr.) at Colorado State, 02/12/1998	9
	Jared Miller (Sr.) vs. New Mexico, 03/12/1993	9
	Kenneth Roberts (So.) vs. Fresno State, 01/13/1994	9
4	Jeff Applegate (Sr.) at UCLA, 12/28/1993	8
5	Bry Till (Jr.) at Air Force, 02/13/1982	8
	Rafael Araujo (Jr.) at San Francisco, 12/23/2002	8
	Trent Plaisted (Jr.) vs. TCU, 01/25/2006	8
	Mark Handy (So.) at UNLV, 01/18/1975	8
	Lee Cummard (Sr.) at Utah, 01/03/2010	8
	Josh Sharp (So.) vs. Loyola Marymount, 01/03/2013	8
	Kenneth Roberts (Sr.) vs. Weber State, 12/12/1995	8
	Fred Roberts (Fr.) at UTEP, 02/10/1979	8

Defensive Rebounds

Rk	Name vs. Opponent, Date	DReb
1	Brandon Davies (Jr.) vs. SAN DIEGO, 12/31/2011	16
2	Travis Hansen (Jr.) at Pepperdine, 01/05/2002	15
3	Jeff Chatman (Sr.) vs. UTEP, 03/05/1988	14
	Trent Plaisted (Jr.) vs. Pepperdine, 12/15/2007	14
	Russell Larson (Jr.) at North Carolina, 11/24/2007	14
	Trent Plaisted (Jr.) at Air Force, 02/17/1994	14
7	Russell Larson (Jr.) at San Diego State, 01/20/1994	13

Assists

Rk	Name vs. Opponent, Date	Ass
1	Mike May (Jr.) vs. Niagara, 12/11/1976	16
2	Matt Montague (Sr.) vs. Idaho, 12/15/2001	15
	Matt Montague (Sr.) vs. Wyoming, 02/02/2002	15
4	Randy Reid (Sr.) at Texas Tech, 12/22/1995	14
5	Nathan Call (Sr.) vs. New Mexico, 03/30/1992	13
	Danny Ainge (Fr.) vs. Long Beach State, 11/28/1977	13
	Scott Sinek (Fr.) vs. Utah State, 12/26/1981	13

Minutes Played

Rk	Name vs. Opponent, Date	Min
1	Marty Perry (Sr.) vs. Utah, 03/02/1985	55
	Devin Durrant (Jr.) vs. Utah, 03/05/1983	55
	Brett Applegate (Jr.) vs. Utah, 03/05/1983	55
4	Timo Saarelainen (Sr.) at UTEP, 02/09/1985	52
	Alan Pollard (Fr.) vs. Utah, 03/02/1985	52
	Devin Durrant (Jr.) vs. Utah, 01/14/1984	50
	Devin Durrant (Sr.) vs. Hawaii, 02/14/1984	50
	Devin Durrant (So.) vs. La Salle, 12/15/1979	50

Blocks

Rk	Name vs. Opponent, Date	Blk
1	Shawn Bradley (Fr.) vs. Eastern Kentucky, 12/07/1990	14
2	Shawn Bradley (Fr.) vs. Virginia, 03/14/1991	10
	Shawn Bradley (Fr.) at Wyoming, 01/19/1991	9
	Alan Taylor (Sr.) at New Mexico, 01/03/1980	9
	Shawn Bradley (Fr.) vs. Tulsa, 12/22/1990	9
6	Greg Kite (Sr.) vs. New Mexico, 01/29/1983	8
7	Shawn Bradley (Fr.) at Colorado State, 01/17/1991	7
	Shawn Bradley (Fr.) vs. Arizona State, 12/12/1990	7
	Shawn Bradley (Fr.) vs. South Carolina, 12/27/1990	7
	Shawn Bradley (Fr.) vs. Utah State, 11/24/1990	7
	Greg Kite (Sr.) vs. Colorado State, 02/17/1983	7

Steals

Rk	Name vs. Opponent, Date	Stl
1	Mark Bigelow (Fr.) vs. Arizona, 11/28/1998	9
	Brandon Davies (Jr.) at Portland, 02/04/2012	8
	Brandon Davies (Jr.) at Gonzaga, 02/23/2012	6
	Terrell Lyday (Jr.) at UNLV, 01/10/2000	6
	Jackson Emery (Sr.) vs. UTEP, 12/23/2010	6
	Marty Haws (Sr.) at Utah State, 11/30/1989	6
	Jackson Emery (So.) vs. Air Force, 03/07/2009	6
	Jackson Emery (Sr.) vs. UTAH, 02/12/2011	6
	Andy Toolson (Jr.) at Miami, 02/04/1989	6
	Robbie Reid (So.) vs. Nevada-Reno, 12/03/1994	6
	Nathan Call (Jr.) vs. Utah State, 11/24/1990	6
	Jackson Emery (Jr.) vs. Utah, 01/30/2010	6
	Scott Sinek (Sr.) vs. Washington, 02/22/1984	6
	Brent Stephenson (Jr.) at Hawaii, 02/08/1986	6
	Terrell Lyday (Jr.) at UC Santa Barbara, 12/29/1999	6
	Marty Perry (Jr.) vs. Oregon, 12/21/1983	6

TEAM SEASON RECORDS • CONTINUED

Highest Opponent Scoring Average		3-Point Field Goal Attempts			Rebound Average					
Rk	Season	OPPG	Rk	Season	3FGA	Rk	Season	G	Reb	Avg
1	1969-70	84.2	1	2010-11	^ 865	1	1955-56	26	1,451	55.8
2	1964-65	84.1	2	2007-08	764	2	1958-59	26	1,402	53.9
3	1973-74	84.0	3	2014-15	763	3	1965-66	25	1,346	53.8
4	1977-78	83.2	4	2009-10	700	4	1969-70	26	1,369	#52.7
5	1965-66	82.9	5	2011-12	679	5	1964-65	28	1,457	52.0
6	1968-69	80.7	6	1997-98	638	6	1968-69	28	1,438	51.4
7	1974-75	80.3	7	2012-13	630	7	1967-68	25	1,276	51.0
8	1963-64	80.2	8	2008-09	624	8	1961-62	26	1,293	49.7
9	1988-89	80.1	9	2006-07	617	9	1957-58	26	1,279	49.2
10	1996-97	79.3	10	2004-05	583	10	1962-63	26	1,273	49.0

Best Scoring Defense		3-Point Field Goals/Game			Rebound Margin							
Rk	Season	OPPG	Rk	Season	G	3FG	Avg	Rk	Season	RPg	ORPG	Margin
1	1949-50	49.9	1	2014-15	35	300	8.6	1	1952-53	46.4	33.1	+13.3
2	1950-51	55.7	2	2010-11	37	312	8.4	2	1972-73	47.7	38.8	+8.9
3	1952-53	56.5	3	2007-08	35	285	8.14	3	1950-51	39.4	30.6	+8.7
4	1981-82	58.4	4	2009-10	36	292	8.11	4	1981-82	37.3	29.3	+8.0
5	1951-52	58.8	5	2006-07	34	265	7.8	5	1953-54	47.7	40.0	+7.7
6	2000-01	62.7	6	2008-09	33	238	7.2	6	1991-92	36.8	29.6	+7.1
7	2007-08	63.2	7	2004-05	30	211	7.03	7	1955-56	55.8	49.0	+6.8
8	2002-03	63.5	8	2005-06	29	202	6.97	8	1992-93	38.9	32.3	+6.6
9	1999-00	63.8	9	1991-92	32	214	6.69	9	1990-91	37.0	30.7	+6.3
10	1953-54	64.9	10	2011-12	35	233	6.66	10	2006-07	37.4	31.3	+6.2

Biggest Scoring Margin		3-Point FG Percentage			Offensive Rebounds					
Rk	Season	Margin	Rk	Season	3FG	3FGA	Pct	Rk	Season	Off. Rebounds
1	2009-10	^ 16.7	1	1987-88	146	323	# 452	1	2013-14	463
2	2010-11	13.5	2	1989-90	140	311	450	2	2012-13	433
3	1965-66	12.6	3	1991-92	214	497	431	3	2014-15	431
4	2008-09	11.9	4	2006-07	265	617	429	4	2010-11	420
5	1952-53	11.87	5	2009-10	292	700	417	5	2006-07	414
6	1979-80	11.0	6	1986-87	127	318	3994	6	1992-93	405
7	1991-92	10.63	7	1990-91	121	303	3993	7	2011-12	381
8	2014-15	10.57	8	2001-02	170	428	397	8	2009-10	367
9	2007-08	10.54	9	2014-15	300	763	393	9	2007-08	365
10	2011-12	10.49	10	2005-06	202	521	388	10	2002-03	353

Field Goals		Free Throws Made			Offensive Rebound Average					
Rk	Season	FG	Rk	Season	FT	Rk	Season	G	ORB	Avg
1	2009-10	^ 1,025	1	2013-14	730	1	2013-14	35	463	13.2
2	2010-11	1,019	2	1992-93	#697	2	2006-07	34	414	12.2
3	1964-65	1,014	3	2014-15	679	3	2014-15	35	421	12,029
4	2013-14	1,012	4	2010-11	662	4	2012-13	36	433	12,028
5	2012-13	999	5	2000-01	651	5	1992-93	34	405	11.9
6	2011-12	977	6	2009-10	650	6	2004-05	30	347	11.6
7	1987-88	976	7	1993-94	647	7	2010-11	37	420	11.4
8	2014-15	976	8	1983-84	641	8	2005-06	29	325	11.2
9	2006-07	972	9	1987-88	637	9	2002-03	32	353	11.03
10	1986-87	965	10	1994-95	617	10	1995-96	28	307	10.96

Field Goal Attempts		Free Throw Attempts			Assists					
Rk	Season	FGA	Rk	Season	FTA	Rk	Season	G	Ast	Avg
1	1950-51	2,611	1	2013-14	1,055	1	1992-93	29	560	19.31
2	2010-11	^ 2,267	2	1992-93	909	2	2011-12	28	540	19.29
3	2012-13	2,188	3	1950-51	902	3	1987-88	30	565	18.8
4	2013-14	2,186	4	2014-15	886	4	2014-15	32	597	18.7
5	1964-65	2,122	5	1993-94	880	5	2007-08	34	613	18.0
6	2009-10	2,120	6	2010-11	865	6	2012-13	32	564	17.6
7	1954-55	2,104	7	1983-84	855	7	2009-10	26	445	17.12
8	2011-12	2,099	8	1980-81	840	8	1977-78	35	599	17.114
9	2014-15	2,090	9	2000-01	835	9	1990-91	28	479	17.107
10	1955-56	2,032	10	1987-88	835	10	1991-92	35	594	17.0

Field-Goal Percentage		Free-Throw Percentage			Assist Average							
Rk	Season	Pct (FG-FGA)	Rk	Season	FT	FTA	Pct	Rk	Season	G	Ast	Avg
1	1987-88	531 (976-1839)	1	1988-89	527	647	# 815	1	1979-80	29	560	19.31
2	1978-79	529 (940-1778)	2	2009-10	650	823	^ 790	2	1978-79	28	540	19.29
3	1979-80	522 (955-1830)	3	2000-01	651	835	780	3	1977-78	30	565	18.8
4	1983-84	509 (896-1762)	4	1994-95	617	798	773	4	1987-88	32	597	18.7
5	1988-89	500 (838-1675)	5	1992-93	697	909	767	5	1992-93	34	613	18.0
6	1989-90	499 (739-1482)	6	2014-15	679	886	766	6	1991-92	32	564	17.6
7	1965-66	4984 (946-1898)	7	1995-96	587	767	765319	7	1975-76	26	445	17.12
8	1991-92	4977 (877-1762)	8	2010-11	662	865	765318	8	2011-12	35	599	17.114
9	1992-93	4976 (948-1905)	9	1987-88	637	835	763	9	1995-96	28	479	17.107
10	1993-94	4924 (876-1779)	10	2001-02	523	688	760	10	2014-15	35	594	17.0

3-Point Field Goals		Rebounds			Assist Percentage					
Rk	Season	3FG	Rk	Season	Rebounds	Rk	Season	Ast	FGM	Pct
1	2010-11	312	1	1964-65	1,457	1	2007-08	587	906	648
2	2014-15	300	2	1950-51	1,457	2	1992-93	613	948	647
3	2009-10	292	3	1955-56	1,451	3	1981-82	450	697	646
4	2007-08	285	4	1968-69	1,438	4	1990-91	565	876	645
5	2006-07	265	5	2013-14	1,432	5	1991-92	564	877	643
6	2008-09	238	6	2010-11	^ 1,425	6	1989-90	467	739	632
7	2011-12	233	7	1958-59	1,402	7	1994-95	498	809	616
8	1991-92	214	8	2012-13	1,399	8	2011-12	599	977	613
9	2012-13	213	9	1952-53	1,392	9	1987-88	597	976	612
10	2004-05	211	10	1969-70	1,369	10	2014-15	594	976	609



TEAM SEASON RECORDS • CONTINUED

Assist/Turnover Ratio

Rk	Season	Ast	TO	Ratio	Highest Turnover Margin Rk Season	TO	OTO	Margin
1	2008-09	537	375	1.43	1	2009-10	11.6	15.7 +4.1
2	2014-15	594	417	1.42	2	2010-11	10.9	14.4 +3.5
3	2013-14	544	395	1.38	3	1984-85	12.6	15.7 +3.2
4	2009-10	567	417	1.36	4	2008-09	11.4	13.9 +2.5
5	1987-88	597	442	1.35	5	2011-12	13.5	15.8 +2.3
6	2012-13	575	432	1.33	6	1977-78	15.8	17.6 +1.73
7	2010-11	538	404	1.30	7	2012-13	12.0	13.7 +1.70
8	1986-87	540	423	1.28	8	1999-00	13.7	15.3 +1.6
9	2011-12	599	473	1.2654	9	2013-14	11.3	12.6 +1.3
10	1989-90	467	369	1.2656	10	2000-01	13.8	15.0 +1.2

Blocks

Rk	Season	Bk	Fewest Turnovers Per Game Rk Season	G	TO	Avg	
1	1990-91	246	1	2010-11	37	404	10.9
2	2011-12	154	2	2013-14	35	395	11.3
3	2010-11	150	3	2008-09	33	375	11.4
4	2007-08	135	4	2009-10	36	417	11.6
5	1982-83	133	5	2014-15	35	417	11.9
6	1992-93	127	6	2012-13	36	432	12.0
7	2009-10	126	7	1989-90	30	369	12.3
8	2008-09	119	8	1984-85	29	364	12.6
9	2006-07	118	9	1986-87	32	423	13.2
10	1980-81	117	10	2006-07	34	456	13.4

Blocks Average

Rk	Season	G	Bk	Avg	Personal Fouls Rk Season	PF	
1	1990-91	34	246	7.2	1	1992-93	721
2	1982-83	29	133	4.6	2	2014-15	721
3	2011-12	35	154	4.4	3	1950-51	709
4	2010-11	37	150	4.1	4	2000-01	691
5	2007-08	35	135	3.9	5	1993-94	691
6	1992-93	34	127	3.74	6	2013-14	690
7	2005-06	29	108	3.72	7	2002-03	688
8	1980-81	32	117	3.7	8	2012-13	678
9	2008-09	33	119	3.61	9	1986-87	673
10	1979-80	29	103	3.55	10	1984-85	671

Steals

Rk	Season	Stl	Players to Foul Out Rk Season	F	FO
1	2009-10	307	1	1977-78	39
2	2010-11	298	2	1975-76	31
3	2011-12	296	3	1984-85	29
4	2012-13	291	4	1980-81	29
5	2014-15	257	5	1978-79	29
6	2013-14	251	6	1998-99	28
7	2008-09	241	7	1982-83	27
8	1999-00	236	8	1950-51	25
9	1994-95	225	9	1976-77	24
10	2002-03	222	10	1974-75	24

Steals Average

Rk	Season	G	Stl	Avg	^ Mountain West Conference Record # Western Athletic Conference Record
1	2009-10	36	307	8.52	
2	2011-12	35	296	8.46	
3	2012-13	36	291	8.08	
4	2010-11	37	298	8.05	
5	2014-15	35	257	7.34	
6	2008-09	33	241	7.30	
7	2013-14	35	251	7.17	
8	1999-00	33	236	7.15	
9	1994-95	32	225	7.031	
10	2002-03	32	222	6.938	

Turnovers Caused

Rk	Season	OTO
1	2009-10	565
2	2011-12	554
3	2010-11	533
4	1977-78	527
5	1999-00	506
6	2000-01	495
7	2012-13	493
8	1985-86	488
9	2007-08	477
10	1994-95	473

Turnovers Caused Per Game

Rk	Season	G	OTO	Avg
1	1977-78	30	527	17.6
2	1978-79	28	467	16.7
3	2011-12	35	554	15.8
4	1984-85	29	456	15.72
5	2009-10	36	565	15.69
6	2005-06	29	447	15.4
7	1999-00	33	506	15.33
8	1985-86	32	488	15.25
9	1983-84	31	468	15.10
10	1979-80	29	437	15.07

TEAM SEASON SCORING

Year	Offense		Defense	
	Pts.	Avg.	Pts.	Avg.
2015	2931	83.7	2561	73.2
2014	2931	83.7	2706	77.3
2013	2777	77.1	2502	69.5
2012	2727	77.9	2358	67.4
2011	3012	81.4	2512	67.9
2010	2992	83.1	2392	66.4
2009	2544	77.1	2150	65.2
2008	2580	73.7	2213	63.2
2007	2654	78.1	2347	69.0
2006	2209	76.2	2078	71.7
2005	1972	65.7	2070	69.0
2004	2200	73.3	1966	65.5
2003	2299	71.8	2032	63.5
2002	2115	70.5	1951	65.0
2001	2324	70.4	2069	62.7
2000	2328	70.5	2107	63.8
1999	2009	71.8	2055	73.4
1998	1906	63.5	2093	69.8
1997	1547	59.5	2061	79.3
1996	2303	82.3	2194	78.4
1995	2405	75.2	2214	69.2
1994	2540	79.4	2382	74.4
1993	2754	81.0	2445	71.9
1992	2567	80.2	2227	69.6
1991	2454	72.2	2336	68.7
1990	2110	70.3	1971	65.7
1989	2338	80.6	2322	80.1
1988	2735	85.5	2437	76.2
1987	2634	82.3	2469	77.2
1986	2328	72.8	2159	74.4
1985	2175	75.0	2159	74.4
1984	2433	78.5	2325	75.0
1983	2014	69.5	1919	66.2
1982	1885	62.8	1752	58.4
1981	2525	78.8	2275	71.1
1980	2421	83.5	2103	72.5
1979	2381	85.0	2144	76.6
1978	2429	81.0	2495	83.2
1977	2013	74.6	2027	75.1
1976	2015	77.5	2183	83.9
1975	2062	79.3	2088	80.3
1974	2015	77.5	2183	83.9
1973	2068	79.5	1940	74.6
1972	2128	81.8	1927	74.1
1971	2401	82.8	2294	79.1
1970	2096	80.7	2188	84.1
1969	2325	83.0	2259	80.7
1968	2064	82.6	1956	78.2
1967	1960	81.7	1827	76.1
1966	2388	95.5	2073	82.9
1965	2639	94.3	2356	83.1
1964	1974	79.0	2004	80.2
1963	1985	77.1	2035	78.3
1962	1834	70.5	1947	74.9
1961	1923	73.9	1870	71.9
1960	1676	67.0	1877	75.1
1959	1965	75.5	1854	71.2
1958	1697	65.3	1735	66.7
1957	1985	77.1	1888	67.1
1956	2006	77.2	1743	67.0
1955	1892	72.7	1847	71.0
1954	1991	68.6	1897	64.8
1953	2052	68.4	1696	56.5
1952	1451	60.4	1412	58.8
1951	2355	65.3	2012	55.7
1950	1903	55.0	1696	49.9

TEAM GAME RECORDS

Points		Field Goals Made		Free-Throw Percentage*					
1	vs. Sacramento State, 02/25/1993	128	1	vs. Houston, 12/04/1965	51	1	at Denver, 01/30/1965	(24-24) 1.000	
2	at Americas, 12/10/1965	123	2	vs. Hofstra, 11/30/1983	50	1	vs. San Francisco, 12/05/2009	(12-12) 1.000	
	at San Diego State, 01/24/1980	123	3	at San Diego State, 01/24/1980	50		at Utah, 01/12/1974	(12-12) 1.000	
4	vs. Utah State, 12/19/1987	121		vs. Utah State, 01/30/1969	49		at Wichita State, 12/11/1964	(12-12) 1.000	
	vs. Chaminade, 11/25/2014	121		at Air Force, 01/29/1965	49		vs. Wisconsin, 11/26/2011	(11-11) 1.000	
6	vs. Oral Roberts, 12/23/1978	120	6	vs. Harvard, 12/21/1978	47		at Chaminade, 11/24/2004	(10-10) 1.000	
7	vs. Hofstra, 11/30/1983	119		vs. Portland State, 11/25/1978	47	7	vs. Nevada, 12/22/2009	(27-28) .964	
8	at Utah State, 02/01/1968	118		vs. Colorado State, 02/26/1972	47	8	vs. UNLV, 02/05/2011	(24-25) .960	
9	vs. Xavier, 12/30/1964	115	9	vs. San Diego State, 03/01/1980	46	9	vs. Oregon, 12/04/1964	(23-24) .958	
	vs. Utah State, 01/22/1966	115		vs. Hawaii, 02/28/1980	46	10	vs. Wyoming, 02/28/1974	(22-23) .957	
	vs. Utah, 03/05/1966	115		at Colorado State, 02/21/1980	46	11	vs. New Mexico, 02/18/1989	(21-22) .955	
				vs. Illinois, 12/03/1965	46		*Minimum 10 Free Throw Attempts		
				vs. Creighton, 12/28/1964	46				
Points, 1st Half		Field Goal Attempts		Rebounds					
1	vs. Hofstra, 11/30/1983	66	1	vs. Montana, 01/30/1953	108	1	vs. St. Mary's, 12/10/1966	77	
	vs. Chaminade, 11/25/2014	66	2	vs. St. Bonaventure, 12/29/1965	100	3	vs. Utah State, 01/06/1968	77	
3	vs. Utah, 03/05/1966	64	3	vs. Oklahoma City, 03/14/1965	99	3	vs. Santa Clara, 12/19/1964	74	
4	vs. Sacramento State, 02/25/1993	62	4	vs. Utah, 03/05/1966	98	5	vs. Denver, 02/12/1966	74	
	vs. Arizona State, 02/27/1965	62	5	vs. Utah, 02/24/1962	96	5	vs. Denver, 02/02/1962	71	
6	vs. Utah State, 12/19/1987	61	7	vs. Michigan State, 12/23/1963	94	6	vs. Santa Clara, 12/23/1967	70	
				vs. Utah, 02/24/1962	96	7	at La Salle, 12/26/1962	69	
						8	vs. Arizona State, 02/27/1971	69	
						9	vs. Pacific, 12/22/1961	68	
Points, 2nd Half		Field-Goal Percentage		Offensive Rebounds					
1	vs. North Texas State, 12/12/1980	69	1	vs. St. Mary's, 12/10/1983	(39-53) .736	1	vs. Louisiana State, 03/19/1992	27	
2	vs. Miami, 12/10/1960	67	1	vs. Elon, 11/21/2000	(34-48) .708	2	at San Francisco, 12/13/1974	24	
3	vs. Sacramento State, 02/25/1993	66	3	vs. Fort Lewis, 12/12/2001	(39-56) .696	3	at Gonzaga, 02/23/2012	23	
	at San Diego State, 01/24/1980	66	4	vs. Arizona State, 12/01/1992	(38-55) .691	3	vs. Colorado State, 03/09/1995	23	
	vs. New Mexico, 12/02/1966	66	5	vs. Nicholls State, 12/10/1993	(40-58) .690	5	vs. Hawaii, 03/11/1993	22	
				6	vs. Fordham, 12/07/1985	(30-45) .667	5	vs. Florida State, 11/16/2012	22
				6	vs. Utah, 02/04/1988	(28-42) .667			
				8	at Tulsa, 12/05/1991	(35-53) .660			
				8	vs. New Mexico, 01/13/1979	(35-53) .660			
				10	at Arizona State, 12/05/1989	(25-38) .658			
Points Allowed		3-Point Field Goals		Assists					
1	at Oklahoma, 11/21/1986	119	1	vs. Chaminade, 11/25/2014	17	1	vs. San Diego State, 03/01/1980	34	
2	at Arizona, 02/21/1974	118	2	at Air Force, 02/09/2011	15	3	vs. Northeast Louisiana, 01/04/1975	34	
3	at Portland, 01/23/2014	114		vs. UNLV, 02/03/2007	15	3	vs. Colorado State, 02/26/1972	34	
4	at UCLA, 12/06/1963	113		vs. Longwood, 11/18/2011	15	5	vs. Wyoming, 01/15/1977	34	
	at Utah State, 02/04/1967	113		at San Francisco, 01/03/2015	15	5	at San Diego State, 01/24/1980	33	
	at North Carolina, 12/20/1976	113		vs. Eastern Kentucky, 11/29/2014	15	8	vs. Portland State, 11/25/1978	33	
	at Arizona, 01/22/1977	113		vs. Ole Miss, 03/17/2015	15	8	vs. Idaho State, 11/26/1976	31	
				vs. Santa Clara, 01/31/2015	15	10	vs. Niagara, 01/17/1973	31	
8	vs. Oklahoma City, 03/14/1965	112				10	vs. San Diego State, 02/27/1982	30	
	vs. Utah State, 12/19/1987	112					vs. Utah State, 12/06/1978	30	
Fewest Points Allowed (since 1950)		3-Point Field Goal Attempts		Blocks					
1	vs. Wyoming, 01/23/1982	27	1	vs. Florida, 03/24/2011	37	1	vs. Eastern Kentucky, 12/07/1990	15	
2	at Wyoming, 02/23/1980	30	2	vs. Louisiana State, 03/19/1992	33	2	at Wyoming, 01/19/1991	13	
3	vs. Princeton, 12/31/1982	32		vs. Loyola Marymount, 01/03/2008	33	3	vs. Virginia, 03/14/1991	13	
4	vs. Air Force, 02/03/2003	33	5	at UNLV, 01/22/1998	33	4	at Utah State, 12/04/1992	11	
	at Hawaii, 01/26/1980	33		vs. Pepperdine, 02/11/2022	32	4	at Weber State, 11/29/1990	11	
	vs. Eastern Washington, 12/19/2009	34		vs. Oregon, 11/21/1997	32	11	vs. San Diego State, 01/06/2007	11	
	at Long Beach State, 11/10/2007	34		vs. Wake Forest, 01/03/2009	32	11	vs. Weber State, 12/17/2005	11	
8	vs. Utah State, 02/25/1950	35				8	vs. San Diego State, 03/01/1980	10	
9	vs. Miss. Valley State, 11/23/2010	36					vs. Utah State, 12/27/1980	10	
							vs. Stetson, 12/21/1990	10	
							vs. New Mexico, 01/29/1983	10	
							at Utah State, 12/01/1990	10	
							vs. Tulsa, 12/22/1990	10	
Margin of Victory (since 1950)		3-Point Field-Gol Percentage*		Steals					
1	vs. Western Oregon, 12/12/2006	(102-40) 62	1	vs. Texas, 11/25/2013	(10-12) 833	1	vs. Southern Virginia, 11/19/2014	19	
2	vs. Eastern Washington, 12/19/2009	(91-34) 57	1	vs. New Mexico, 01/26/2008	(13-16) 813	2	at Portland, 02/04/2012	18	
2	at Americas, 12/10/1965	(123-66) 57	3	at Air Force, 01/16/1993	(11-15) 733	3	vs. James Madison, 12/19/1990	17	
4	vs. Southern, 11/24/2009	(107-51) 56	4	vs. Prairie View A&M, 12/11/2013	(10-14) 714	4	at Colorado State, 01/28/2006	17	
5	vs. Southern Virginia, 11/19/2014	(101-48) 53	5	vs. Southern Utah, 12/11/1992	(7-10) 700	6	vs. Southern, 11/24/2009	17	
6	vs. Saint Mary's, 12/10/1966	(108-57) 51	6	vs. Wyoming, 03/09/2001	(9-13) 692	7	at Portland, 02/26/2015	17	
7	vs. Miss. Valley State, 11/23/2010	(86-36) 50	7	vs. UNLV, 02/03/2007	(15-22) 682	7	vs. Western Oregon, 12/22/2006	16	
	vs. Sacramento State, 02/25/1993	(128-78) 50	8	vs. Louisiana Tech, 12/11/1998	(12-18) 667	7	at Arizona State, 01/20/1977	16	
9	vs. Chicago State, 11/20/2010	(109-60) 49	8	at UCLA, 11/15/2006	(10-15) 667	7	vs. Chicago State, 11/20/2010	16	
10	vs. Fort Lewis, 12/12/2001	(101-53) 48	10	vs. Southern Utah, 11/26/2005	(11-17) 647	8	vs. Yale, 12/29/1984	16	
	vs. Prairie View A&M, 12/11/2013	(100-52) 48		*Minimum 10 Attempts					
Margin of Defeat (since 1950)		Free Throws Made		Turnovers Committed					
1	at Washington, 11/26/1996	(44-95) -51	1	vs. Weber State, 12/12/1997	40	1	at North Carolina, 12/20/1976	36	
2	vs. Indiana, 12/26/1973	(52-96) -44	2	vs. Utah State, 01/25/1957	39	1	at Arizona State, 02/15/1975	35	
3	at New Mexico, 02/03/1997	(32-74) -42	3	at Portland, 02/04/2012	38	3	vs. Indiana, 12/26/1973	31	
	vs. New Mexico, 02/27/1997	(48-90) -42	4	at Air Force, 01/07/1995	37	3	vs. North Carolina, 12/28/1977	30	
	at UCLA, 12/06/1963	(71-113) -42	4	vs. Southern Utah, 11/24/1999	37	5	at Washington, 11/26/1996	30	
6	at Arizona State, 12/30/1961	(54-94) -40		vs. Utah, 01/14/1984	37				
	at TCU, 01/16/1997	(61-101) -40		8	vs. Alabama-Birmingham, 12/09/1989	35			
					vs. Hawaii, 01/07/1988	35			
					vs. Southern Utah, 12/14/2000	35			
					vs. Colorado State, 02/23/2011	35			
					vs. Santa Clara, 12/23/1967	35			
Combined Score		Free Throw Attempts		Personal Fouls					
1	vs. Utah State, 12/19/1987	(121-112) 233	1	at Portland, 02/04/2012	53	1	vs. Idaho State, 11/26/1976	36	
2	at Oklahoma, 11/21/1986	(110-119) 229	2	vs. Weber State, 12/12/1997	52	3	at UTEP, 02/09/1985	36	
3	at Portland, 01/23/2014	(110-114) 224	3	vs. Santa Clara, 12/19/1964	49	3	at Arizona State, 11/27/1993	35	
5	vs. Oral Roberts, 12/23/1978	(120-104) 224	4	vs. Southern Utah, 11/24/1999	47	3	vs. Oregon State, 12/29/1992	35	
	at Utah State, 02/01/1968	(118-103) 221		vs. Tulsa, 12/22/1990	47	6	vs. Wyoming, 03/11/1964	35	
6	vs. Utah, 01/14/1984	(113-105) 218		6	vs. Southern Utah, 12/14/2000	46	6	at Utah State, 01/06/1979	34
	vs. Xavier, 12/30/1964	(115-103) 218			vs. Arizona State, 03/03/1967	46	6	vs. North Carolina, 12/04/1993	34
8	at Stanford, 11/11/2013	(112-103) 215			vs. Washington, 12/22/1984	46		at Weber State, 11/27/1976	34
	vs. Utah, 03/05/1966	(115-100) 215			vs. North Texas State, 12/12/1980	46			
					at Arizona, 03/02/1968	46			
Smallest Combined Score (since 1950)									
1	vs. Wyoming, 01/23/1982	(25-27) 52							
2	at Hawaii, 01/26/1980	(34-33) 67							
3	at Wyoming, 02/23/1980	(39-30) 69							
4	at Colorado State, 02/11/1950	(30-40) 70							
5	at Princeton, 12/18/1981	(39-38) 77							
6	at Wyoming, 01/14/1950	(27-33) 60							
7	at Denver, 01/06/1951	(41-42) 83							
	vs. Princeton, 12/31/1982	(51-32) 83							
9	at Pepperdine, 12/15/1949	(39-45) 84							
10	at Wyoming, 01/13/1950	(39-46) 85							



FRESHMAN SEASON RECORDS

Points

Rk	Name, Year	G	Pts	Avg
1	Danny Ainge, 1977-78	30	632	21.1
2	Shawn Bradley, 1990-91	34	503	14.8
3	Mark Bigelow, 1998-99	28	419	15.0
4	Mekeli Wesley, 1997-98	30	406	13.5
5	Fred Roberts, 1978-79	28	399	14.3
6	Tyler Haws, 2009-10	35	397	11.3
7	Trent Plaisted, 2005-06	29	394	13.6
8	Eric Mika, 2013-14	33	389	11.8
9	Devin Durrant, 1978-79	28	370	13.2
10	Russell Larson, 1991-92	32	317	9.9

Scoring Average

Rk	Name, Year	G	Pts	Avg
1	Danny Ainge, 1977-78	30	632	21.1
2	Mark Bigelow, 1998-99	28	419	15.0
3	Shawn Bradley, 1990-91	34	503	14.8
4	Fred Roberts, 1978-79	28	399	14.3
5	Trent Plaisted, 2005-06	29	394	13.6
6	Mekeli Wesley, 1997-98	30	406	13.5
7	Devin Durrant, 1978-79	28	370	13.2
8	Matt Carlino, 2011-12	25	305	12.2
9	Eric Mika, 2013-14	33	389	11.8
10	Tyler Haws, 2009-10	35	397	11.3

Field Goals Made

Rk	Name, Year	FG
1	Danny Ainge, 1977-78	243
2	Shawn Bradley, 1990-91	187
3	Fred Roberts, 1978-79	158
4	Trent Plaisted, 2005-06	144
5	Devin Durrant, 1978-79	142
6	Eric Mika, 2013-14	139
7	Mark Bigelow, 1998-99	132
8	Tyler Haws, 2009-10	131
9	Mekeli Wesley, 1997-98	129
10	Matt Carlino, 2011-12	110

Field Goal Attempts

Rk	Name, Year	FGA
1	Danny Ainge, 1977-78	473
2	Shawn Bradley, 1990-91	361
3	Mekeli Wesley, 1997-98	313
4	Mark Bigelow, 1998-99	301
5	Fred Roberts, 1978-79	291
6	Trent Plaisted, 2005-06	276
7	Matt Carlino, 2011-12	274
8	Eric Mika, 2013-14	264
9	Devin Durrant, 1978-79	263
10	Tyler Haws, 2009-10	263

Field-Goal Percentage*

Rk	Name, Year	FG	FGA	Pct
1	Jared Jensen, 2001-02	88	149	59.1
2	Fred Roberts, 1978-79	158	291	54.3
3	Nate Austin, 2011-12	58	107	54.2
4	Russell Larson, 1991-92	101	187	54.01
5	Devin Durrant, 1978-79	142	263	53.99
6	Brandon Davies, 2009-10	69	128	53.9
7	Eric Mika, 2013-14	139	264	52.7
8	Trent Plaisted, 2005-06	144	276	52.2
9	Shawn Bradley, 1990-91	187	361	51.8
10	Eric Nielsen, 1996-97	81	157	51.6

3-Point Field Goals

Rk	Name, Year	3FG
1	Mark Bigelow, 1998-99	44
2	Jimmer Fredette, 2007-08	43
3	Matt Carlino, 2011-12	41
4	Michael Vranes, 1998-99	40
5	Robbie Reid, 1993-94	35
6	Jonathan Tavemari, 2006-07	29
7	Mike Rose, 2003-04	28
8	Tyler Haws, 2009-10	25
9	Anson Winder, 2011-12	25

3-Point Field Goal Attempts

Rk	Name, Year	3FGA
1	Jimmer Fredette, 2007-08	128
2	Matt Carlino, 2011-12	124
3	Mark Bigelow, 1998-99	113
4	Robbie Reid, 1993-94	100
5	Michael Vranes, 1998-99	96
6	Anson Winder, 2011-12	84
7	Jonathan Tavemari, 2006-07	78
8	Tyler Haws, 2009-10	68

3-Point Field-Goal Percentage*

Rk	Name, Year	FG	FGA	Pct
1	Ryan Cuff, 1992-93	20	42	47.6
2	Mike Rose, 2003-04	28	61	45.9
3	Michael Vranes, 1998-99	40	96	41.7
4	Todd Christensen, 1995-96	23	59	39.0
5	Mark Bigelow, 1998-99	44	113	38.9
6	Jonathan Tavemari, 2006-07	29	78	37.2
7	Tyler Haws, 2009-10	25	68	36.8
8	Randy Reid, 1992-93	23	65	35.4

3-Point Field Goals Per Game

Rk	Name, Year	G	3FG	3FG/G
1	Matt Carlino, 2011-12	25	41	1.64
2	Mark Bigelow, 1998-99	28	44	1.57
3	Michael Vranes, 1998-99	28	40	1.4
4	Jimmer Fredette, 2007-08	35	43	1.2
5	Robbie Reid, 1993-94	32	35	1.09
6	Mike Rose, 2003-04	26	28	1.08
7	Jonathan Tavemari, 2006-07	28	29	1.0

Free Throws Made

Rk	Name, Year	FT
1	Danny Ainge, 1977-78	146
2	Mekeli Wesley, 1997-98	130
3	Shawn Bradley, 1990-91	128
4	Russell Larson, 1991-92	115
5	Mark Bigelow, 1998-99	111
6	Eric Mika, 2013-14	111
7	Tyler Haws, 2009-10	110
8	Trent Plaisted, 2005-06	106

Free Throw Attempts

Rk	Name, Year	FTA
1	Shawn Bradley, 1990-91	185
2	Eric Mika, 2013-14	180
3	Trent Plaisted, 2005-06	172
4	Danny Ainge, 1977-78	169
5	Mekeli Wesley, 1997-98	168
6	Russell Larson, 1991-92	141
7	Mark Bigelow, 1998-99	140
8	Devin Durrant, 1978-79	122

Free-Throw Percentage*

Rk	Name, Year	FT	FTA	Pct
1	Tyler Haws, 2009-10	110	120	91.7
2	Danny Ainge, 1977-78	146	169	86.4
3	Randy Reid, 1992-93	71	83	85.5
4	Jared Jensen, 2001-02	82	97	84.5
5	Scott Sinek, 1981-82	90	109	82.6
6	Russell Larson, 1991-92	115	141	81.6
7	Mark Bigelow, 1998-99	111	140	79.3
8	Fred Roberts, 1978-79	83	106	78.3

Rebounds

Rk	Name, Year	G	Reb	Avg
1	Shawn Bradley, 1990-91	34	262	7.7
2	Mark Handy, 1973-74	26	227	8.7
3	Eric Mika, 2013-14	33	211	6.4
4	Trent Plaisted, 2005-06	29	199	6.9
5	Fred Roberts, 1978-79	28	191	6.8
6	Alan Pollard, 1984-85	29	189	6.5
7	Kyle Collinsworth, 2010-11	36	183	5.1
8	Mark Bigelow, 1998-99	28	175	6.3
9	Danny Ainge, 1977-78	30	173	5.8
10	Chris Collinsworth, 2007-08	35	169	4.8

Rebounds Per Game*

Rk	Name, Year	G	Reb	Avg
1	Mark Handy, 1973-74	26	227	8.7
2	Shawn Bradley, 1990-91	34	262	7.7
3	Trent Plaisted, 2005-06	29	199	6.9
4	Fred Roberts, 1978-79	28	191	6.8
5	Alan Pollard, 1984-85	29	189	6.5
6	Eric Mika, 2013-14	33	211	6.4
7	Mark Bigelow, 1998-99	28	175	6.3
8	Danny Ainge, 1977-78	30	173	5.8
9	Michael Smith, 1983-84	29	153	5.3
10	Devin Durrant, 1978-79	28	146	5.2

Offensive Rebounds

Rk	Name, Year	G	OReb	Avg
1	Eric Mika, 2013-14	33	93	2.8
2	Shawn Bradley, 1990-91	34	79	2.3
3	Trent Plaisted, 2005-06	29	70	2.4
4	Corbin Kaufusi, 2014-15	34	57	1.7
5	Kyle Collinsworth, 2010-11	36	55	1.5
6	Mekeli Wesley, 1997-98	30	55	1.8
7	Nate Austin, 2011-12	35	53	1.5
8	Nathan Cooper, 1995-96	28	50	1.8
9	Jared Jensen, 2001-02	30	50	1.7
10	Tyler Haws, 2009-10	35	49	1.4

Assists

Rk	Name, Year	G	Ast	Avg
1	Danny Ainge, 1977-78	30	158	5.3
2	Randy Reid, 1992-93	34	141	4.1
3	Matt Montague, 1996-97	26	131	5.0
4	Matt Carlino, 2011-12	25	115	4.6
5	Scott Sinek, 1981-82	30	100	3.3
6	Marty Haws, 1986-87	32	99	3.1
7	Ken Roberts, 1990-91	34	96	2.8
8	Ryan Cuff, 1992-93	33	86	2.6
9	Michael Vranes, 1998-99	28	80	2.9
10	Michael Smith, 1983-84	29	77	2.7

Assists Per Game*

Rk	Name, Year	G	Ast	Avg
1	Danny Ainge, 1977-78	30	158	5.3
2	Matt Montague, 1996-97	26	131	5.0
3	Matt Carlino, 2011-12	25	115	4.6
4	Randy Reid, 1992-93	34	141	4.1
5	Scott Sinek, 1981-82	30	100	3.3
6	Marty Haws, 1986-87	32	99	3.1
8	Ken Roberts, 1990-91	34	96	2.8
9	Steve Craig, 1975-76	26	70	2.69
10	Michael Smith, 1983-84	29	77	2.66

Blocks

Rk	Name, Year	G	Blk	Avg
1	Shawn Bradley, 1990-91	34	177	5.2
2	Russell Larson, 1991-92	32	41	1.3
3	Corbin Kaufusi, 2014-15	34	34	1.0
4	Alan Pollard, 1984-85	29	30	1.0
5	Chris Miles, 2004-05	28	30	1.1
6	Trent Plaisted, 2005-06	29	27	0.9
7	Eric Mika, 2013-14	33	24	0.7
8	Fred Roberts, 1978-79	28	23	0.8
9	Mekeli Wesley, 1997-98	30	21	0.7
10	Eric Nielsen, 1996-97	26	19	0.7

Blocks Per Game*

Rk	Name, Year	G	Blk	Avg
1	Shawn Bradley, 1990-91	34	177	5.2
2	Russell Larson, 1991-92	32	41	1.3
3	Chris Miles, 2004-05	28	30	1.1
4	Alan Pollard, 1984-85	29	30	1.03
5	Corbin Kaufusi, 2014-15	34	34	1.00
6	Trent Plaisted, 2005-06	29	27	0.9
7	Fred Roberts, 1978-79	28	23	0.8
8	Eric Nielsen, 1996-97	26	19	0.731
9	Eric Mika, 2013-14	33	24	0.727
10	Mekeli Wesley, 1997-98	30	21	0.700

Steals

Rk	Name, Year	G	Stl	Avg
1	Danny Ainge, 1977-78	30	60	2.0
2	Kyle Collinsworth, 2010-11	36	39	1.1
3	Mark Bigelow, 1998-99	28	38	1.4
4	Matt Carlino, 2011-12	25	36	1.4
5	Anson Winder, 2011-12	34	35	1.0
6	Robbie Reid, 1993-94	32	33	1.0
7	Randy Reid, 1992-93	34	30	0.9
8	Michael Vranes, 1998-99	28	29	1.0
9	Scott Sinek, 1981-82	30	27	0.9
10	Jimmer Fredette, 2007-08	35	27	0.8

Steals Per Game*

Rk	Name, Year	G	Stl	Avg
1	Danny Ainge, 1977-78	30	60	2.0
2	Matt Carlino, 2011-12	25	36	1.44
3	Mark Bigelow, 1998-99	28	38	1.36
4	Kyle Collinsworth, 2010-11	36	39	1.1
5	Michael Vranes, 1998-99	28	29	1.036
6	Robbie Reid, 1993-94	32	33	1.031
7	Anson Winder, 2011-12	34	35	1.029
8	Matt Montague, 1996-97	26	26	1.0
9	Scott Sinek, 1981-82	30	27	0.9
10	Alan Pollard, 1984-85	29	26	0.896

Assist-to-Turnover Ratio*

Rk	Name, Year	A	TO	A:TO
1	Nathan Call, 1986-87	64	25	2.56
2	Marty Haws, 1986-87	99	42	2.36
3				

FRESHMAN GAME RECORDS

Points				3-Point Field Goals Attempted				Offensive Rebounds				
Rk	Name vs. Opponent, Date	Pts		Rk	Name vs. Opponent, Date	3FGA		Rk	Name vs. Opponent, Date	Oreb		
1	Danny Ainge at Idaho State, 12/03/1977	36		1	Mike Rose vs. Southern Utah, 11/21/2003	13		1	Trent Plaisted vs. TCU, 01/25/2006	8		
2	Danny Ainge vs. Arizona State, 01/21/1978	33		2	Michael Vranes at UC-Irvine, 12/22/1998	9		9	Fred Roberts at UTEP, 02/10/1979	8		
	Mark Bigelow at Washington State, 12/08/1998	33		3	Jonathan Tavernari at San Diego State, 02/24/2007	9		3	Russell Larson at Utah State, 11/26/1991	7		
4	Mekeli Wesley at UTEP, 02/28/1998	31		4	Jimmer Fredette at Wake Forest, 01/08/2008	9		9	Eric Mika at Utah, 12/14/13	7		
	Mekeli Wesley vs. Washington, 12/09/1997	31		5	Michael Vranes vs. Arizona, 11/28/1998	9		7	Trent Plaisted vs. Air Force, 02/04/2006	7		
6	Matt Carlino at San Francisco, 02/16/2012	30			Matt Carlino at Gonzaga, 02/23/2012	9		5	Trent Plaisted at TCU, 02/25/2006	6		
	Fred Roberts at UTEP, 02/10/1979	30							Jared Jensen vs. Cal State Northridge, 12/27/2001	6		
8	Danny Ainge vs. Arizona, 01/19/1978	29							Trent Plaisted at USC, 12/03/2005	6		
	Shawn Bradley vs. Eastern Kentucky, 12/07/1990	29							Chris Collinsworth vs. Colorado State, 01/12/2008	6		
	Russell Larson vs. Utah State, 12/13/1991	29							Nate Austin vs. Pepperdine, 02/11/12	6		
									Jared Jensen at UNLV, 02/09/12	6		
									Kyle Collinsworth vs. San Diego State, 03/12/11	6		
									Shawn Bradley at Wyoming, 01/19/1991	6		
Field Goals Made				3-Point Field Goals Made, No Misses				Defensive Rebounds				
Rk	Name vs. Opponent, Date	FG		Rk	Name vs. Opponent, Date	3FG		Rk	Name vs. Opponent, Date	DReb		
1	Danny Ainge at Idaho State, 12/03/1977	14		1	Robbie Reid vs. Nicholls State, 12/10/1993	4		1	Trent Plaisted at TCU, 02/25/2006	12		
2	Matt Carlino at San Francisco, 02/16/2012	13		2	Todd Christensen at Wyoming, 02/10/1996	3		2	Kyle Collinsworth vs. Florida, 03/24/2011	12		
	Fred Roberts at UTEP, 02/10/1979	13			Mike Rose vs. USC, 12/13/2003	3			Shawn Bradley vs. East Tennessee St, 11/14/1990	12		
	Danny Ainge at San Diego State, 12/23/1977	13			Nathan Cooper vs. UTEP, 02/03/1996	3			Shawn Bradley vs. Arizona State, 12/12/1990	11		
5	Danny Ainge vs. Arizona, 01/19/1978	12			Frank Bartley IV vs. Texas, 11/25/13	3			Mark Bigelow vs. Denver, 12/01/1998	11		
	Danny Ainge at Bradley, 12/17/1977	12			Randy Reid vs. Utah, 01/09/1993	3			Mark Bigelow vs. CS-Northridge, 12/12/1998	11		
7	Danny Ainge vs. Arizona State, 01/21/1978	11							Mark Bigelow vs. CS-Northridge, 12/12/1998	11		
	Mark Bigelow at Washington State, 12/08/1998	11							Kenneth Roberts vs. Utah State, 11/24/1990	11		
	Shawn Bradley at Wyoming, 01/19/1991	11							Trent Plaisted at Houston, 03/15/2006	11		
	Danny Ainge vs. North Carolina, 12/28/1977	11							Shawn Bradley vs. Colorado State, 03/07/1991	10		
	Danny Ainge at Arizona, 02/18/1978	11							Shawn Bradley vs. Utah, 03/09/1991	10		
	Steve Craig at New Mexico, 02/28/1976	11							Mark Handy at New Mexico State, 12/08/1973	10		
	Devin Durrant at Colorado State, 01/25/1979	11							Shawn Bradley vs. Utah, 03/09/1991	10		
									Mark Handy at New Mexico State, 12/08/1973	10		
									Chris Collinsworth at UNLV, 01/15/2008	10		
									Shawn Bradley at Colorado State, 01/17/1991	10		
Field Goals Attempted				3-Point Field Goal Percentage*				Free Throws Made				
Rk	Name vs. Opponent, Date	FGA		Rk	Name, Year	FG	FGA	Pct	Rk	Name vs. Opponent, Date	FT	
1	Danny Ainge at Idaho State, 12/03/1977	23		1	Jonathan Tavernari vs. TCU, 01/10/2007	6	7	.857	1	Mekeli Wesley at UTEP, 02/28/1998	16	
2	Matt Carlino at Gonzaga, 02/23/2012	22		2	Anson Winder vs. Buffalo, 12/20/2011	6	7	.857	2	Russell Larson vs. Utah State, 12/13/1991	13	
3	Danny Ainge at Utah, 03/04/1978	23		3	Jimmer Fredette vs. Hartford, 11/20/2007	4	5	.800	3	Mekeli Wesley at Utah, 02/05/1998	11	
4	Danny Ainge at Bradley, 12/17/1977	21		4	Tyler Haws vs. Wyoming, 01/20/2010	4	5	.800	4	Mekeli Wesley vs. UTEP, 01/31/1998	11	
	Danny Ainge vs. Arizona State, 01/21/1978	21		5	Mike Rose vs. Western Oregon, 12/10/2003	4	5	.800	5	Eric Mika vs. Oregon, 03/20/2014	11	
	Alan Taylor at Arizona, 01/22/1977	21		6	Michael Vranes vs. TCU, 03/02/1999	5	7	.714	6	Mark Bigelow vs. Arizona, 11/28/1998	11	
	Shawn Bradley vs. Utah, 03/09/1991	21		7	Michael Vranes at UC-Irvine, 12/22/1998	6	9	.667	7	Mark Bigelow vs. California, 12/19/1998	11	
8	Mark Bigelow at Washington State, 12/08/1998	20			Frank Bartley IV vs. Texas, 11/25/13	6	9	.667	8	Mekeli Wesley vs. Washington, 12/09/1997	11	
	Danny Ainge vs. Long Beach State, 11/28/1977	20			Randy Reid vs. Utah, 01/08/1994	4	6	.667	9	Fred Roberts vs. Colorado State, 02/24/1979	11	
10	Matt Carlino at San Francisco, 02/16/2012	19							10	Danny Ainge vs. Arizona State, 01/21/1978	11	
	Danny Ainge at Colorado State, 01/14/1978	19							11	Danny Ainge at Utah State, 12/21/1977	11	
	Danny Ainge at UTEP, 01/28/1978	19							11	Danny Ainge vs. Rhode Island, 12/29/1977	11	
	Mark Bigelow at San Diego State, 01/14/1999	19										
	Danny Ainge at UCLA, 11/26/1977	19										
Most Field Goals Made, No Misses				Free Throws Attempted				Minutes Played				
Rk	Name vs. Opponent, Date	FG		Rk	Name vs. Opponent, Date	FTA		Rk	Name vs. Opponent, Date	Min		
1	Tyler Haws vs. Nevada, 12/22/2009	7		1	Mekeli Wesley at UTEP, 02/28/1998	18		1	Danny Ainge vs. Long Beach State, 11/28/1977	13		
	Russell Larson vs. Cal St. Northridge, 03/03/1992	7		2	Shawn Bradley vs. Arizona State, 12/12/1990	16		2	Danny Ainge vs. Utah State, 12/26/1981	13		
3	Matt Montague vs. SMU, 02/15/1997	6		3	Eric Mika vs. Oregon, 03/20/2014	15		3	Scott Sinek vs. Utah State, 12/26/1981	13		
	Russell Larson at Tulsa, 12/05/1991	6		4	Russell Larson vs. Utah State, 12/13/1991	15		4	Danny Ainge vs. Utah State, 01/07/1978	47		
5	Jacob Chrisman vs. Elon, 11/21/2000	5		5	Fred Roberts vs. Colorado State, 02/24/1979	14		5	Brian Taylor vs. Utah, 03/05/1983	45		
	Brandon Davies vs. Eastern Washington, 12/19/2009	5		6	Robbie Reid at Air Force, 02/17/1994	13		6	Danny Ainge at UTEP, 01/28/1978	45		
	Trent Plaisted vs. Eastern Washington, 12/27/2005	5		7	Mekeli Wesley vs. Washington, 12/09/1997	12		7	Chris Nikchevich vs. Utah, 03/05/1983	44		
8	Todd Christensen at Wyoming, 02/10/1996	4			Mekeli Wesley vs. Washington, 12/09/1997	12		8	Mark Montague vs. San Diego State, 12/31/1996	44		
	Jared Jensen vs. Idaho, 12/15/2001	4			Danny Ainge vs. Rhode Island, 12/29/1977	12		9	Steve Craig vs. Arizona, 02/14/1976	42		
	Mike Rose vs. USC, 12/13/2003	4			Danny Ainge vs. McNeese State, 12/13/1977	12			Mark Bigelow vs. Arizona, 11/28/1998	42		
	Kyle Collinsworth vs. TCU, 01/18/2011	4			Fred Roberts vs. Wyoming, 02/22/1979	12			Danny Ainge vs. Utah, 01/14/1984	41		
	Mark Durrant vs. Air Force, 02/24/1990	4			Danny Ainge at Hawaii, 12/30/1977	12			Shawn Bradley vs. Utah, 03/09/1991	41		
	Jonathan Tavernari vs. Utah, 03/03/2007	4			Robbie Reid vs. Nicholls State, 12/10/1993	12			Andy Toolson at UTEP, 02/03/1985	41		
	Dalton Nixon at San Diego, 01/24/2015	4			Shawn Bradley vs. Utah State, 11/24/1990	12			Mark Handy at Wyoming, 02/02/1974	41		
					Shawn Bradley vs. Eastern Kentucky, 12/07/1990	12						
					Jared Jensen vs. San Diego State, 01/12/2002	12						
					Devin Durrant vs. UTEP, 01/11/1979	12						
Field-Goal Percentage*				Free Throws Made, No Misses				Blocks				
Rk	Name, Year	FG	FGA	Pct	Rk	Name vs. Opponent, Date	FT		Rk	Name vs. Opponent, Date	Blk	
1	Fred Roberts vs. Utah State, 12/06/1978	9	10	.900	1	Mekeli Wesley at Utah, 02/05/1998	11		1	Shawn Bradley vs. Eastern Kentucky, 12/07/1990	14	
	Eric Mika vs. Mount St. Mary's, 11/15/13	9	10	.900	2	Mark Bigelow vs. Arizona, 11/28/1998	10		2	Shawn Bradley vs. Virginia, 03/14/1991	10	
3	Devin Durrant at Colorado State, 01/25/1979	11	13	.846	3	Mark Bigelow vs. California, 12/19/1998	10		3	Shawn Bradley at Wyoming, 01/19/1991	9	
4	Shawn Bradley vs. James Madison, 12/19/1990	8	10	.800	4	Danny Ainge vs. Arizona State, 01/21/1978	11			Shawn Bradley vs. Tulsa, 12/22/1990	9	
	Russell Larson at Utah State, 11/26/1991	8	10	.800	5	Danny Ainge at Utah State, 12/21/1977	11			Shawn Bradley at Colorado State, 01/17/1991	7	
	Mark Bigelow vs. UTEP, 02/27/1999	8	10	.800	6	Tyler Haws at Wyoming, 02/20/2010	10			Shawn Bradley vs. Arizona State, 12/12/1990	7	
	Jimmy Balderson vs. Fort Lewis, 12/12/2001	8	10	.800		Scott Sinek at Air Force, 02/13/1982	10			Shawn Bradley vs. South Carolina, 12/27/1990	7	
8	Fred Roberts at UTEP, 02/10/1979	13	17	.765						Shawn Bradley vs. Utah State, 11/24/1990	7	
										Alan Pollard vs. UCLA, 12/19/1984	6	
										Shawn Bradley vs. Stetson, 12/21/1990	6	
										Shawn Bradley at Utah, 02/16/1991	6	
										Shawn Bradley vs. Colorado State, 01/31/1991	6	
										Shawn Bradley at LaSalle, 12/04/1990	6	
3-Point Field Goals Made				Rebounds				Steals				
Rk	Name vs. Opponent, Date	3FG		Rk	Name vs. Opponent, Date	Reb		Rk	Name vs. Opponent, Date	Stl		
1	Mike Rose vs. Southern Utah, 11/21/2003	8		1	Trent Plaisted at TCU, 02/25/2006	18		1	Mark Bigelow vs. Arizona, 11/28/1998	9		
2	Anson Winder vs. BUFFALO, 12/20/2011	8		2	Mark Handy vs. Army, 12/28/1973	17		2	Shawn Bradley vs. Arizona State, 12/12/1990	5		
	Jonathan Tavernari vs. TCU, 01/10/2007	6		3	Trent Plaisted vs. TCU, 01/25/2006	16			Danny Ainge vs. Cal-State Fullerton, 12/10/1977	5		
	Michael Vranes at UC-Irvine, 12/22/1998	6		4	Shawn Bradley vs. Arizona State, 12/12/1990	16			Shawn Bradley vs. Arizona State, 12/12/1990	5		
5	Jonathan Tavernari at San Diego State, 02/24/2007	5		5	Kyle Collinsworth vs. Florida, 03/24/2011	15			Danny Ainge vs. Montana, 12/09/1977	5		
	Mark Bigelow vs. Louisiana Tech, 12/11/1998	5		6	Mark Handy at Denver, 12/13/1973	15			Nathan Call at New Mexico, 01/10/1987	5		
	Robbie Reid at San Diego State, 01/20/1994	5		7	Mark Bigelow vs. Denver, 12/01/1998	14			Danny Ainge at Idaho State, 12/03/1977	5		
	Michael Vranes vs. TCU, 03/02/1999	5			Kenneth Roberts vs. Utah State, 11/24/1990	14						
	Jake Toolson vs. Southern Virginia, 11/19/2014	5			Shawn Bradley vs. East Tennessee State, 11/14/1990	14						
					Mark Bigelow vs. CS-Northridge, 12/12/1998	14						



100-POINT GAMES

Ordered by Date

Date	Season	G	W/L	Avg
12/10/60	Miami	H	W	112-80
02/24/62	Utah	H	L	101-106
02/23/63	Utah	A	L	100-106
02/28/64	Arizona State	H	W	106-90
12/18/64	Santa Clara	H	W	102-82
12/19/64	Santa Clara	H	W	109-80
12/22/64	Ohio State	H	W	112-71
12/28/64	Creighton	N	W	109-74
12/30/64	Xavier	N	W	115-103
01/16/65	Arizona State	A	W	111-102
01/29/65	Air Force	A	W	110-77
02/20/65	Utah	A	W	108-99
02/27/65	Arizona State	H	W	104-91
03/05/65	Wyoming	H	W	102-87
03/14/65	Oklahoma City	H	L	102-112
12/03/65	Illinois	H	W	109-98
12/04/65	Houston	H	W	111-82
12/10/65	Americas	A	W	123-66
12/17/65	Santa Clara	A	W	103-85
12/21/65	St. Joseph	H	W	103-83
12/30/65	Cornell	N	W	105-92
01/15/66	Wyoming	A	L	101-107
01/22/66	Utah State	H	W	115-81
02/12/66	Denver	H	W	102-76
03/05/66	Utah	H	W	115-100
12/10/66	St. Mary's	H	W	108-57
12/20/66	Loyola	H	W	113-98
03/03/67	Arizona State	H	W	110-93
01/06/68	Utah State	H	W	104-98
02/01/68	Utah State	A	W	118-103
02/17/68	Wyoming	H	W	101-77
12/07/68	Seattle	H	W	102-90
01/30/69	Utah State	H	W	113-82
02/13/69	Arizona State	H	W	102-89
12/16/70	Denver	H	W	100-72
12/19/70	Utah State	H	W	111-83
12/29/70	Villanova	N	W (OT)	102-93
02/06/71	Utah	H	W	103-89
01/07/72	Arizona State	H	W	111-102
01/22/72	Utah State	H	W	101-82
01/29/72	Wyoming	A	W	101-74
02/26/72	Colorado State	H	W	105-85
12/09/72	Wisconsin-Milwaukee	H	W	101-83
12/30/74	Bradley	H	W	100-87
01/04/75	Northeast Louisiana	H	W	100-81
11/26/76	Idaho State	H	W	102-84
11/28/77	Long Beach State	H	W	100-91
11/25/78	Portland State	H	W	111-82
12/21/78	Harvard	H	W	113-72
12/23/78	Oral Roberts	H	W	120-104
01/13/79	New Mexico	H	W	100-83
12/01/79	Baylor	H	W	100-58
12/15/79	La Salle	H	W (3OT)	108-106
12/29/79	NC-Charlotte	N	W	104-91
01/19/80	Colorado State	H	W	104-82
01/24/80	San Diego State	A	W	123-91
02/21/80	Colorado State	A	W	111-86
02/28/80	Hawaii	H	W	107-82
03/01/80	San Diego State	H	W	114-81
12/12/80	North Texas State	H	W	108-92
12/27/80	Utah State	H	W	104-89
02/27/82	San Diego State	H	W	106-66
11/30/83	Hofstra	H	W	119-84
12/10/83	St. Mary's	H	W	106-74
01/14/84	Utah	H	W (2OT)	113-105
11/21/86	Oklahoma	A	L	110-119
12/03/86	Utah State	H	W	100-86
02/28/87	Hawaii	A	W	100-80
12/11/87	Weber State	H	W	104-71
12/19/87	Utah State	H	W (OT)	121-112
01/02/88	Central Connecticut	H	W	109-76
12/05/91	Tulsa	A	W	102-86
12/19/91	McNeese State	H	W	104-64
03/03/92	Cal St. Northridge	H	W	100-68
12/01/92	Arizona State	H	W	108-98
12/11/92	Southern Utah	H	W	108-62
01/16/93	Air Force	A	W	103-68
02/25/93	Sacramento State	H	W	128-78
12/10/93	Nicholls State	H	W	111-96
12/28/93	W. Washington	H	W	106-74
02/10/94	San Diego State	H	W	101-87
12/28/95	Morgan State	H	W	110-69
11/21/00	Elon	H	W	100-63
12/12/01	Fort Lewis	H	W	101-53
01/11/05	Montana State-Billings	H	W	110-70
02/22/06	San Diego State	H	W	100-90
12/22/06	Western Oregon	H	W	102-40
11/16/07	Jackson State	H	W	100-61
11/24/09	Southern	H	W	107-51
12/22/09	Nevada	N	W	110-104
03/06/10	TCU	A	W	107-77
01/11/11	Chicago State	H	W	109-60
01/11/11	Utah	A	W	104-79

03/05/11	Wyoming	H	W	102-78
11/11/13	Stanford	A	W	112-103
11/15/13	Mount St. Mary's	H	W	108-76
12/11/13	Prairie View A&M	H	W	100-52
01/23/14	Portland	A	L (3OT)	110-114
11/19/14	Southern Virginia	H	W	101-48
11/25/14	Chaminade	N	W	121-85

Ordered by Score

Date	Season	G	W/L	Avg
02/25/93	Sacramento State	H	W	128-78
12/10/65	Americas	A	W	123-66
01/24/80	San Diego State	A	W	123-91
11/25/14	Chaminade	N	W	121-85
12/19/87	Utah State	H	W (OT)	121-112
12/23/78	Oral Roberts	H	W	120-104
11/30/83	Hofstra	H	W	119-84
02/01/68	Utah State	A	W	118-103
01/22/66	Utah	H	W	115-81
03/05/66	Utah	H	W	115-100
12/30/64	Xavier	N	W	115-103
03/01/80	San Diego State	H	W	114-81
12/20/66	Loyola	H	W	113-98
01/30/69	Utah State	H	W	113-82
12/21/78	Harvard	H	W	113-72
01/14/84	Utah	H	W (2OT)	113-105
12/10/60	Miami	H	W	112-80
12/22/64	Ohio State	H	W	112-71
11/11/13	Stanford	A	W	112-103
01/16/65	Arizona State	A	W	111-102
02/21/80	Colorado State	A	W	111-86
12/04/65	Houston	H	W	111-82
12/19/70	Utah State	H	W	111-83
01/07/72	Arizona State	H	W	111-102
11/25/78	Portland State	H	W	111-82
12/10/93	Nicholls State	H	W	111-96
01/29/65	Air Force	A	W	110-77
11/21/86	Oklahoma	A	L	110-119
03/03/67	Arizona State	H	W	110-93
12/28/95	Morgan State	H	W	110-69
01/11/05	Montana State-Billings	H	W	110-70
12/22/09	Nevada	N	W	110-104
01/23/14	Portland	A	L (3OT)	110-114
12/19/64	Santa Clara	H	W	109-80
12/03/65	Illinois	H	W	109-98
01/02/88	Central Connecticut	H	W	109-76
11/20/10	Chicago State	H	W	109-60
12/28/64	Creighton	N	W	109-74
11/15/13	Mount St. Mary's	H	W	108-76
02/20/65	Utah	A	W	108-99
12/10/66	St. Mary's	H	W	108-57
12/15/79	La Salle	H	W (3OT)	108-106
12/12/80	North Texas State	H	W	108-92
12/01/92	Arizona State	H	W	108-98
12/11/92	Southern Utah	H	W	108-62
03/06/10	TCU	A	W	107-77
01/19/80	Hawaii	H	W	107-82
11/24/09	Southern	H	W	107-51
02/28/64	Arizona State	H	W	106-90
02/27/82	San Diego State	H	W	106-66
12/10/83	St. Mary's	H	W	106-74
12/28/93	W. Washington	H	W	106-74
02/26/72	Colorado State	H	W	105-85
12/30/65	Cornell	N	W	105-92
01/11/11	Utah	A	W	104-79
02/27/65	Arizona State	H	W	104-91
01/06/68	Utah State	H	W	104-98
01/19/80	Colorado State	H	W	104-82
12/27/80	Utah State	H	W	104-89
12/11/87	Weber State	H	W	104-71
12/19/91	McNeese State	H	W	104-64
12/29/79	NC-Charlotte	N	W	104-91
12/17/65	Santa Clara	A	W	103-85
01/16/93	Air Force	A	W	103-68
12/21/65	St. Joseph	H	W	103-83
02/06/71	Utah	H	W	103-89
12/05/91	Tulsa	A	W	102-86
12/18/64	Santa Clara	H	W	102-82
03/05/65	Wyoming	H	W	102-87
03/14/65	Oklahoma City	H	L	102-112
02/12/66	Denver	H	W	102-76
12/07/68	Seattle	H	W	102-90
02/13/69	Arizona State	H	W	102-89
11/26/76	Idaho State	H	W	102-84
12/22/06	Western Oregon	H	W	102-40
03/05/11	Wyoming	H	W	102-78
12/29/70	Villanova	N	W (OT)	102-93
01/15/66	Wyoming	A	L	101-107
01/29/72	Wyoming	A	W	101-74
02/24/62	Utah	H	L	101-106
02/17/68	Wyoming	H	W	101-77
01/22/72	Utah State	H	W	101-82
12/09/72	Wisconsin-Milwaukee	H	W	101-83
02/10/94	San Diego State	H	W	101-87
12/12/01	Fort Lewis	H	W	101-53

11/19/14	Southern Virginia	H	W	101-48
02/23/63	Utah	A	L	100-106
02/28/87	Hawaii	A	W	100-80
12/16/70	Denver	H	W	100-72
12/30/74	Bradley	H	W	100-87
01/04/75	Northeast Louisiana	H	W	100-81
11/28/77	Long Beach State	H	W	100-91
01/13/79	New Mexico	H	W	100-83
12/01/79	Baylor	H	W	100-58
12/03/86	Utah State	H	W	100-86
03/03/92	Cal St. Northridge	H	W	100-68
11/21/00	Elon	H	W	100-63
02/22/06	San Diego State	H	W	100-90
11/16/07	Jackson State	H	W	100-61
12/11/13	Prairie View A&M	H	W	100-52

BUV in 100-Point Games

BUV 100-point game record	94-6
Home 100-point game record	72-2
Away 100-point game record	15-4
Neutral 100-point game record	7-0
Overtime 100-point games	4-1
Consecutive wins when scoring 100 points	43 (1/22/66 - 1/14/84)
	31 (12/3/86 - 12/11/13)

Most frequent 100-point game opponent

	Utah State, 9 times (last 1987)
Most 100-point games in a season	11, 1964-65
Under Dave Rose	14-1

Record vs. Opponent in 100-Point Games

Utah State	9-0
Arizona State	7-0
San Diego State	5-0
Utah	5-2
Wyoming	4-1
Colorado State	3-0
Santa Clara	3-0
Air Force	2-0
Denver	2-0
Hawaii	2-0
Saint Mary's	2-0
Americas	2-0
Baylor	1-0
Bradley	1-0
Cal St. Northridge	1-0
Central Connecticut	1-0
Chaminade	1-0
Chicago State	1-0
Cornell	1-0
Creighton	1-0
Elon	1-0
Fort Lewis	1-0
Harvard	1-0
Hofstra	1-0
Houston	1-0
Idaho State	1-0
Illinois	1-0
Jackson State	1-0
La Salle	1-0
Long Beach State	1-0
Loyola	1-0
McNeese State	1-0
Miami	1-0
Montana State-Billings	1-0
Morgan State	1-0
Mount St. Mary's	1-0
NC-Charlotte	1-0
Nevada	1-0
New Mexico	1-0
Nicholls State	1-0
North Texas State	1-0
Northeast Louisiana	1-0
Ohio State	1-0
Oklahoma	0-1
Oklahoma City	0-1
Oral Roberts	1-0
Portland	0-1
Portland State	1-0
Prairie View A&M	1-0
Sacramento State	1-0
Seattle	1-0
Southern	1-0
Southern Utah	1-0
Southern Virginia	1-0
St. Joseph	1-0
Stanford	1-0
TCU	1-0
Tulsa	1-0
Villanova	1-0
W. Washington	1-0
Weber State	1-0
Western Oregon	1-0
Wisconsin-Milwaukee	1-0
Xavier	1-0

COACHING RECORDS

Most Victories

Rk	Name vs. Opponent, Date	Seasons	W-L
1	Stan Watts, 1950-72	23	371-254
2	Dave Rose, 2005-14	10	257-88
3	Roger Reid, 1989-97	8	152-78
4	G. Ott Romney, 1928-35	7	139-71
5	Steve Cleveland, 1999-05	8	138-108
6	Frank Arnold, 1975-83	8	137-94
7	Ladell Andersen, 1983-89	6	114-71
8	Floyd Millet, 1941-49	8	104-77

Highest Winning Percentage*

Rk	Name, Years	Seasons	W-L	Pct.
1	Dave Rose, 2005-14	10	257-88	.745
2	Alvin Twitchell, 1920-25	5	50-20	.714
3	G. Ott Romney, 1928-35	7	139-71	.662
4	Roger Reid, 1989-97	8	152-78	.661
5	E.L. Roberts, 1911-20, 26-28	12	88-49	.642
6	Ladell Andersen, 1983-89	6	114-71	.616
7	Edwin R. Kimball, 1935-36, 38-41	4	59-38	.608

*Minimum 50 Games Coached

Most Seasons at BYU

Rk	Name vs. Opponent, Date	Seasons
1	Stan Watts, 1950-72	23
2	E.L. Roberts, 1911-20, 26-28	12
3	Dave Rose, 2005-14	10
4	Roger Reid, 1989-97	8
	Frank Arnold, 1975-83	8
	Floyd Millet, 1941-49	8
	Steve Cleveland, 1999-05	8

Most Games Coached at BYU

Rk	Name vs. Opponent, Date	Seasons	Games
1	Stan Watts, 1950-72	23	625
2	Dave Rose, 2005-14	10	345
3	Steve Cleveland, 1999-05	8	246
4	Frank Arnold, 1975-83	8	231
5	Roger Reid, 1989-97	8	230
6	G. Ott Romney, 1928-35	7	210

Most Conference Victories

Rk	Name vs. Opponent, Date	Seasons	Games
1	Stan Watts, 1950-72	23	194-112
2	Dave Rose, 2005-14	10	126-38
3	Roger Reid, 1989-97	8	83-37
4	Frank Arnold, 1975-83	8	71-45
5	Ladell Andersen, 1983-89	6	64-32

Highest Conference Winning Percentage*

Rk	Name, Years	Seasons	W-L	Pct.
1	Dave Rose, 2005-14	10	126-38	.768
2	Roger Reid, 1989-97	8	83-37	.692
3	Alvin Twitchell, 1920-25	5	22-10	.688
4	Ladell Andersen, 1983-89	6	64-32	.667
5	Stan Watts, 1950-72	23	194-112	.634

*Minimum 30 Games Coached

Most 20-Win Seasons

Rk	Name vs. Opponent, Date	Seasons	No.
1	Dave Rose, 2005-14	10	10
2	Roger Reid, 1989-97	8	6
3	Stan Watts, 1950-72	23	6
4	G. Ott Romney, 1928-35	7	5
5	Steve Cleveland, 1999-05	8	4

Most Conference Titles

Rk	Name vs. Opponent, Date	Seasons	No.
1	Stan Watts, 1950-72	23	8
2	Dave Rose, 2005-14	10	4
3	Roger Reid, 1989-97	8	3
	G. Ott Romney, 1928-35	7	3
	Frank Arnold, 1975-83	8	3
	Alvin Twitchell, 1920-25	5	3

BYU Head Coaches

Coach	Years	Seasons	Games	Overall W/L	Conference W/L	Home W/L	Away W/L	Neutral W/L	NCAA W/L	NIT W/L	20-wins	25-wins	Conf Titles
W.A. Colton	1902-05	3	27	16-11 (.593)	0-0 (.000)	8-6 (.571)	8-5 (.615)	0-0 (.000)	0-0 (.000)	0-0 (.000)	0	0	0
C.T. Teetzel	1905-08	3	28	22-6 (.786)	0-0 (.000)	14-3 (.824)	8-2 (.800)	0-1 (.000)	0-0 (.000)	0-0 (.000)	0	0	0
Fred Bennion	1908-10	2	22	16-6 (.727)	0-0 (.000)	9-3 (.750)	7-3 (.700)	0-0 (.000)	0-0 (.000)	0-0 (.000)	0	0	0
Henry Rose	1910-11	1	8	8-0 (1.000)	0-0 (.000)	5-0 (1.000)	3-0 (1.000)	0-0 (.000)	0-0 (.000)	0-0 (.000)	0	0	0
E.L. Roberts	1911-20, 26-28	12	137	88-49 (.642)	13-31 (.295)	58-24 (.707)	27-24 (.529)	3-1 (.750)	0-0 (.000)	0-0 (.000)	0	0	0
Alvin Twitchell	1920-25	5	70	50-20 (.714)	22-10 (.688)	38-8 (.826)	12-12 (.500)	0-0 (.000)	0-0 (.000)	0-0 (.000)	0	0	3
G. Ott Romney	1928-35	7	210	139-71 (.662)	51-33 (.607)	74-23 (.763)	62-45 (.579)	3-3 (.500)	0-0 (.000)	0-0 (.000)	5	0	3
Edwin R. Kimball	1935-36, 38-41	4	97	59-38 (.608)	23-25 (.479)	35-11 (.761)	22-24 (.478)	2-3 (.400)	0-0 (.000)	0-0 (.000)	0	0	0
Fred 'Buck' Dixon	1938-38	2	48	25-23 (.521)	9-15 (.375)	15-9 (.625)	9-13 (.409)	1-1 (.500)	0-0 (.000)	0-0 (.000)	0	0	0
Floyd Millet	1941-49	8	181	104-77 (.575)	45-29 (.608)	50-16 (.758)	43-51 (.457)	11-10 (.524)	0-0 (.000)	0-0 (.000)	1	0	2
Stan Watts	1950-72	23	625	371-254 (.594)	194-112 (.634)	223-55 (.802)	111-170 (.395)	37-29 (.561)	4-10 (.286)	6-2 (.750)	6	1	8
Glenn Potter	1972-75	3	78	42-36 (.538)	20-22 (.476)	26-13 (.667)	11-21 (.344)	5-2 (.714)	0-0 (.000)	0-0 (.000)	0	0	0
Frank Arnold	1975-83	8	231	137-94 (.593)	71-45 (.612)	81-28 (.743)	46-57 (.447)	10-9 (.526)	3-3 (.500)	0-1 (.000)	3	0	3
Ladell Andersen	1983-89	6	185	114-71 (.616)	64-32 (.667)	71-21 (.772)	35-40 (.467)	8-10 (.444)	2-3 (.400)	2-1 (.667)	3	1	1
Roger Reid	1989-97	8	230	152-78 (.661)	83-37 (.692)	93-18 (.838)	41-42 (.494)	18-18 (.500)	2-5 (.286)	1-1 (.500)	6	2	3
Tony Ingle	1996-97	1	18	0-18 (.000)	0-16 (.000)	0-9 (.000)	0-9 (.000)	0-0 (.000)	0-0 (.000)	0-0 (.000)	0	0	0
Steve Cleveland	1999-05	8	246	138-108 (.561)	58-54 (.518)	90-26 (.776)	30-66 (.313)	18-16 (.529)	0-3 (.000)	3-2 (.600)	4	0	2
Dave Rose	2005-15	10	345	257-88 (.745)	126-38 (.768)	144-15 (.906)	76-46 (.623)	37-27 (.578)	4-8 (.333)	3-2 (.600)	10	7	4



DAVE ROSE



1. TYLER HAWS • 2009-10, 12-15, G, 6-5 • 2,720 CAREER POINTS

YEAR	G	GS	MIN	AVG	FG	FGA	PCT	3FG	FGA	PCT	FT	FTA	PCT	REB	RPG	A	APG	TO	BLK	STL	PTS	PPG
2009-10	35	33	924	26.4	131	263	.498	25	68	.368	110	120	.917	146	4.2	54	1.5	41	5	26	397	11.3
2012-13	36	36	1235	34.3	276	571	.483	43	113	.381	185	211	.877	165	4.6	71	2.0	71	5	45	780	21.7
2013-14	33	33	1143	34.6	252	544	.463	40	99	.404	223	253	.881	126	3.8	49	1.5	63	9	34	767	23.2
2014-15	35	35	1125	32.1	258	538	.480	54	147	.367	206	236	.873	156	4.5	83	2.4	69	9	33	776	22.2
TOTAL	139	137	4427	31.8	917	1916	.479	162	427	.379	724	820	.883	593	4.3	257	1.8	244	28	138	2720	19.6

- Led BYU to the NIT semifinals as a sophomore in 2013
- WCC Player of the Year in 2014
- Honorable Mention AP All-American in 2014, 2015
- Top-10 in scoring in the NCAA in 2013, 2014, 2015

2. JIMMER FREDETTE • 2007-2011, G, 6-2 • 2,599 CAREER POINTS

YEAR	G	GS	MIN	AVG	FG	FGA	PCT	3FG	FGA	PCT	FT	FTA	PCT	REB	RPG	A	APG	TO	BLK	STL	PTS	PPG
2007-08	35	0	647	18.5	83	204	.407	43	128	.336	35	41	.854	37	1.1	61	1.7	41	3	27	244	7.0
2008-09	33	32	1090	33.0	184	383	.480	52	136	.382	116	137	.847	98	3.0	135	4.1	85	3	50	536	16.2
2009-10	34	33	1059	31.1	225	491	.458	77	175	.440	224	251	.892	105	3.1	159	4.7	93	5	41	751	22.1
2010-11	37	37	1323	35.8	346	765	.452	124	313	.396	252	282	.894	127	3.4	160	4.3	131	1	49	1068	28.9
Totals	139	102	4119	29.6	838	1843	.455	296	752	.394	627	711	.882	367	2.6	515	3.7	350	12	167	2599	18.7

- 2011 Consensus National Player of the Year (Wooden, Rasmussen, Naismith, etc.)
- 2011 MWC Player of the Year, three-time first-team All-MWC
- A consensus All-American in 2011
- Led the nation in scoring in 2010-11

3. DANNY AINGE • 1977-81, G, 6-5, 2,467 CAREER POINTS

YEAR	G	GS	MIN	AVG	FG	FGA	PCT	3FG	FGA	PCT	FT	FTA	PCT	REB	RPG	A	APG	TO	BLK	STL	PTS	PPG
1977-78	30	30	1140	38.0	243	473	.514	—	—	—	146	169	.864	173	5.8	158	5.3	104	6	60	632	21.1
1978-79	27	27	922	34.1	206	376	.548	—	—	—	86	112	.768	102	3.8	122	4.5	100	8	46	498	18.4
1979-80	29	29	984	33.9	229	430	.533	—	—	—	97	124	.782	114	3.9	132	4.6	72	3	43	555	19.1
1980-81	32	32	1213	37.9	309	596	.518	—	—	—	164	199	.824	152	4.8	127	4.0	103	4	46	782	24.4
Totals	118	118	4259	36.1	987	1875	.526	—	—	—	493	604	.816	541	4.6	539	4.6	379	21	195	2467	20.9

- Won Eastman and John Wooden Award in his senior season
- Drafted by both Toronto (MLB) and Boston (NBA)
- Scored game winning lay-up in Sweet Sixteen against Notre Dame
- NCAA record, scoring in double figures in 112 consecutive games

4. MICHAEL SMITH • 1983-84, 1986-89, F, 6-10 • 2,319 CAREER POINTS

YEAR	G	GS	MIN	AVG	FG	FGA	PCT	3FG	FGA	PCT	FT	FTA	PCT	REB	RPG	A	APG	TO	BLK	STL	PTS	PPG
1983-84	29	—	734	25.3	99	218	.454	—	—	—	34	45	.756	153	5.3	77	2.7	63	9	12	232	8.0
1986-87	32	24	986	30.8	253	497	.509	34	70	.486	103	114	.904	273	8.5	55	1.7	65	6	13	643	20.1
1987-88	32	32	1078	33.7	248	489	.507	49	113	.434	134	159	.843	248	7.8	100	3.1	101	3	24	679	21.2
1988-89	29	29	1079	37.2	286	545	.525	33	87	.379	160	173	.925	248	8.6	85	2.9	130	4	21	765	26.4
Totals	122	85	3877	31.8	886	1749	.507	116	270	.430	431	491	.878	922	7.6	317	2.6	359	22	70	2319	19.0

- Second-team UPI and third-team AP All-America as a junior
- Grabbed 922 rebounds in his career, the most by any Cougar
- Third-team Basketball Weekly, Sporting News All-America HM as a senior
- Drafted in the first round by the Boston Celtics

5. DEVIN DURRANT • 1978-80, 1982-84, F, 6-7 • 2,285 CAREER POINTS

YEAR	G	GS	MIN	AVG	FG	FGA	PCT	3FG	FGA	PCT	FT	FTA	PCT	REB	RPG	A	APG	TO	BLK	STL	PTS	PPG
1978-79	28	28	795	28.4	142	263	.540	—	—	—	86	122	.705	146	5.2	66	2.4	75	10	20	370	13.2
1979-80	29	29	836	28.8	147	265	.555	—	—	—	93	130	.715	170	5.9	89	3.1	75	5	17	387	13.3
1982-83	29	29	1093	37.7	231	456	.507	—	—	—	200	261	.766	167	5.8	69	2.4	99	18	17	662	22.8
1983-84	31	31	1225	39.5	312	543	.575	—	—	—	242	307	.788	160	5.2	44	1.4	90	17	23	866	27.9
Totals	117	117	3949	33.8	832	1527	.545	—	—	—	621	820	.757	643	5.5	268	2.3	339	50	77	2285	19.5

- AP All-America Second Team, UPI All-America Third Team
- WAC Player of the Year his junior year
- Holds the BYU record for scoring average of 27.9 in his senior season
- Drafted in the second round by the Indiana Pacers

6. RUSSELL LARSON • 1992-95, F/C, 6-11 • 1,885 CAREER POINTS

YEAR	G	GS	MIN	AVG	FG	FGA	PCT	3FG	FGA	PCT	FT	FTA	PCT	REB	RPG	A	APG	TO	BLK	STL	PTS	PPG
1991-92	32	1	656	20.5	101	187	.540	0	0	.000	115	141	.816	162	5.1	16	0.5	36	41	25	317	9.9
1992-93	33	19	651	19.7	135	214	.631	0	2	.000	88	120	.733	145	4.4	34	1.0	47	41	26	358	10.8
1993-94	32	32	946	29.6	223	403	.553	10	35	.286	181	221	.819	292	9.1	44	1.4	75	40	46	637	19.9
1994-95	32	32	970	30.3	201	384	.523	14	28	.500	157	191	.822	222	6.9	40	1.3	73	44	34	573	17.9
Totals	129	84	3223	25.0	660	1188	.556	24	65	.369	541	673	.804	821	6.4	134	1.0	231	166	131	1885	14.6

- First-team All-WAC by Coaches and Writers
- GTE/CoSida Second Team Academic All-America

7. FRED ROBERTS • 1978-82, F, 6-10 • 1,841 CAREER POINTS

YEAR	G	GS	MIN	AVG	FG	FGA	PCT	3FG	FGA	PCT	FT	FTA	PCT	REB	RPG	A	APG	TO	BLK	STL	PTS	PPG
1978-79	28	28	861	30.8	158	291	.543	—	—	—	83	106	.783	191	6.8	63	2.3	72	23	24	399	14.3
1979-80	29	29	891	30.7	151	257	.588	—	—	—	71	98	.724	177	6.1	72	2.5	75	19	10	373	12.9
1980-81	32	32	1187	37.1	216	373	.579	—	—	—	171	220	.777	255	8.0	110	3.4	104	14	26	603	18.8
1981-82	30	30	1119	37.3	162	338	.479	—	—	—	142	178	.798	215	7.2	96	3.2	109	19	21	466	15.5
Totals	119	119	4058	34.1	687	1259	.546	—	—	—	467	602	.776	838	7.0	341	2.9	360	75	81	1841	15.5

- First-team All-WAC
- Basketball Writers District VII Team

8. JEFF CHATMAN • 1984-88, F, 6-6 • 1,824 CAREER POINTS

YEAR	G	GS	MIN	AVG	FG	FGA	PCT	3FG	FGA	PCT	FT	FTA	PCT	REB	RPG	A	APG	TO	BLK	STL	PTS	PPG
1984-85	26	26	390	15.0	45	85	.529	—	—	—	12	29	.414	106	4.1	7	0.3	21	12	12	102	3.9
1985-86	32	32	1037	32.4	230	422	.545	—	—	—	99	147	.673	165	5.2	26	0.8	41	27	22	559	17.5
1986-87	32	32	1034	32.3	223	437	.510	0	3	.000	94	131	.718	183	5.7	23	0.7	56	40	20	540	16.9
1987-88	32	32	1094	34.2	253	425	.595	0	0	.000	117	170	.688	242	7.6	36	1.1	51	28	28	623	19.5
Totals	122	122	3555	29.1	751	1369	.549	0	3	.000	322	477	.675	696	5.7	92	0.8	169	107	82	1824	15.0

- Honorable Mention All-America by Sporting News his senior season
- Twice selected to the USBWA All-District VII Team

9. MEKELI WESLEY • 1997-01, F, 6-9 • 1,740 CAREER POINTS

YEAR	G	GS	MIN	AVG	FG	FGA	PCT	3FG	FGA	PCT	FT	FTA	PCT	REB	RPG	A	APG	TO	BLK	STL	PTS	PPG
1997-98	30	29	891	29.7	129	313	.412	18	61	.295	130	168	.774	151	5.0	33	1.1	63	21	23	406	13.5
1998-99	19	17	509	26.8	70	168	.417	12	42	.286	57	68	.838	93	4.9	24	1.3	44	9	21	209	11.0
1999-00	33	33	1004	30.4	192	397	.484	29	78	.372	143	193	.741	192	5.8	52	1.6	71	25	34	556	16.8
2000-01	33	33	987	29.9	179	349	.513	32	76	.421	179	222	.806	181	5.5	45	1.4	77	27	19	569	17.2
Totals	115	112	3391	29.5	570	1227	.465	91	257	.354	509	651	.782	617	5.4	154	1.3	255	82	97	1740	15.1

• Conference Player of the Year his senior season

• Associated Press All-America honorable mention as a senior

10. MARK BIGELOW • 1998-99, 2001-04, G/F, 6-7 • 1,715 CAREER POINTS

YEAR	G	GS	MIN	AVG	FG	FGA	PCT	3FG	FGA	PCT	FT	FTA	PCT	REB	RPG	A	APG	TO	BLK	STL	PTS	PPG
1998-99	28	27	907	32.4	132	301	.439	44	113	.389	111	140	.793	175	6.3	57	2.0	76	13	38	419	15.0
2001-02	30	30	954	31.8	138	317	.435	65	154	.422	106	132	.803	82	2.7	44	1.5	62	11	21	447	14.9
2002-03	32	32	1025	32.0	145	332	.437	63	151	.417	93	112	.838	118	3.7	74	2.3	56	12	33	446	13.9
2003-04	30	30	956	31.9	129	300	.430	41	141	.291	104	129	.806	113	3.8	85	2.8	50	13	24	403	13.4
Totals	120	119	3842	32.0	544	1250	.435	213	559	.381	414	513	.807	488	4.1	260	2.2	244	49	116	1715	14.3

• Earned All-MWC Second Team honors in senior season

11. BRANDON DAVIES • 2009-13, F, 6-9 • 1,680 CAREER POINTS

YEAR	G	GS	MIN	AVG	FG	FGA	PCT	3FG	FGA	PCT	FT	FTA	PCT	REB	RPG	A	APG	TO	BLK	STL	PTS	PPG
2009-10	35	1	474	13.5	69	128	.539	0	1	.000	50	88	.568	104	3.0	9	0.3	47	14	13	188	5.4
2010-11	29	26	721	24.9	115	219	.525	0	0	.000	93	138	.674	180	6.2	43	1.5	44	27	20	323	11.1
2011-12	35	35	1002	28.6	196	380	.516	1	3	.333	139	210	.662	269	7.7	73	2.1	100	47	51	532	15.2
2012-13	36	36	1054	29.3	229	439	.522	5	14	.357	174	255	.682	287	8.0	88	2.4	92	35	48	637	17.7
TOTAL	135	98	3251	24.1	609	1166	.522	6	18	.333	456	691	.660	840	6.2	213	1.6	283	123	132	1680	12.4

• All-MWC Third Team as a sophomore

• All-WCC Team and NABC All-District as a junior and senior

12. KENNETH ROBERTS • 1990-91, 1993-96, F, 6-8, 1,652 CAREER POINTS

YEAR	G	GS	MIN	AVG	FG	FGA	PCT	3FG	FGA	PCT	FT	FTA	PCT	REB	RPG	A	APG	TO	BLK	STL	PTS	PPG
1990-91	34	34	897	26.4	78	158	.494	4	10	.400	50	76	.658	151	4.4	96	2.8	54	14	20	210	6.2
1993-94	32	28	993	31.0	142	246	.577	1	2	.500	124	156	.795	192	6.0	61	1.9	49	21	25	409	12.8
1994-95	32	31	1037	32.4	171	307	.557	2	3	.667	150	179	.838	212	6.6	47	1.5	60	12	30	494	15.4
1995-96	28	28	983	35.1	170	316	.538	12	27	.444	187	230	.813	198	7.1	68	2.4	63	26	29	539	19.3
Totals	126	121	3910	31.0	561	1027	.546	19	42	.452	511	641	.797	753	6.0	272	2.2	226	73	104	1652	13.1

• Twice named All-WAC First Team

• Voted top WAC rebounder

13. LEE CUMMARD • 2006-09, G, 6-7 • 1,569 CAREER POINTS

YEAR	G	GS	MIN	AVG	FG	FGA	PCT	3FG	FGA	PCT	FT	FTA	PCT	REB	RPG	A	APG	TO	BLK	STL	PTS	PPG
2006-06	29	14	430	14.8	50	110	.455	17	43	.395	26	34	.765	68	2.3	45	1.6	31	12	16	143	4.9
2006-07	34	34	990	29.1	114	206	.553	40	92	.435	50	63	.794	191	5.6	93	2.7	49	29	50	318	9.4
2007-08	35	35	1101	31.5	198	348	.569	60	127	.472	96	112	.857	222	6.3	123	3.5	79	35	33	552	15.8
2008-09	33	33	1081	32.8	199	385	.517	36	93	.387	122	140	.871	205	6.2	111	3.4	54	30	30	556	16.8
Totals	131	116	3602	27.5	561	1049	.535	153	355	.431	294	349	.842	686	5.2	372	2.8	213	106	129	1569	12.0

• 2009 All-America Fourth Team by FOXSports.com

• 2009 All-MWC First Team, 2008 MWC Co-Player of the Year

14. JONATHAN TAVERNARI • 2006-10, F, 6-6 • 1,519 CAREER POINTS

YEAR	G	GS	MIN	AVG	FG	FGA	PCT	3FG	FGA	PCT	FT	FTA	PCT	REB	RPG	A	APG	TO	BLK	STL	PTS	PPG
2006-07	28	0	343	12.3	68	143	.476	29	78	.372	16	23	.696	80	2.9	17	0.6	17	8	18	181	6.5
2007-08	35	29	966	27.6	166	420	.395	88	234	.376	39	45	.867	184	5.3	53	1.5	59	16	48	459	13.1
2008-09	33	33	1042	31.6	195	451	.432	85	223	.381	42	55	.764	239	7.2	58	1.8	44	11	49	517	15.7
2009-10	36	7	849	23.6	132	318	.415	63	163	.387	35	43	.814	157	4.4	54	1.5	44	7	50	362	10.1
Totals	132	69	3200	24.2	561	1332	.421	265	698	.380	132	166	.795	660	5.0	182	1.4	164	42	165	1519	11.5

• 2007, 2008, 2009 All-MWC Third Team

• 2007 MWC Freshman of the Year and 2010 MWC Sixth Man of the Year

15. KRESIMIR COSIC • 1970-73, C, 6-11 • 1,513 CAREER POINTS

YEAR	G	GS	MIN	AVG	FG	FGA	PCT	3FG	FGA	PCT	FT	FTA	PCT	REB	RPG	A	APG	TO	BLK	STL	PTS	PPG
1970-71	27	—	—	—	153	317	.483	—	—	—	101	137	.737	341	12.6	—	—	—	—	—	407	15.1
1971-72	26	—	—	—	207	415	.499	—	—	—	167	207	.807	332	12.8	—	—	—	—	—	581	22.3
1972-73	26	—	—	—	206	430	.479	—	—	—	113	140	.807	246	9.5	—	—	—	—	—	525	20.2
Totals	79	—	—	—	566	1162	.487	—	—	—	381	484	.787	919	11.6	—	—	—	—	—	1513	19.2

• Named first-team Converse, Helms and UPI All-America

• Named All-Conference during his sophomore, junior and senior seasons

16. JAY CHEESMAN • 1973-77, F/C, 6-9 • 1,408 CAREER POINTS

YEAR	G	GS	MIN	AVG	FG	FGA	PCT	3FG	FGA	PCT	FT	FTA	PCT	REB	RPG	A	APG	TO	BLK	STL	PTS	PPG
1973-74	25	—	—	—	65	156	.417	—	—	—	29	41	.707	92	3.7	—	—	—	—	—	159	6.4
1974-75	26	—	—	—	151	290	.521	—	—	—	77	115	.670	172	6.6	—	—	—	—	—	379	14.6
1975-76	25	—	750	30.0	172	349	.493	—	—	—	97	129	.752	223	8.9	47	1.9	—	—	—	441	17.6
1976-77	27	—	837	31.0	170	357	.476	—	—	—	89	116	.767	225	8.3	31	1.1	—	—	—	429	15.9
Totals	103	—	1587	15.4	558	1152	.484	—	—	—	292	401	.728	712	6.9	78	0.8	—	—	—	1408	13.7

• First-team All-WAC as a junior, second team as a senior

17. ROLAND MINSON • 1948-51, F, 6-0 • 1,407 CAREER POINTS

YEAR	G	GS	MIN	AVG	FG	FGA	PCT	3FG	FGA	PCT	FT	FTA	PCT	REB	RPG	A	APG	TO	BLK	STL	PTS	PPG
1948-49	35	—	—	—	149	—	—	—	—	—	73	110	.664	—	—	—	—	—	—	—	371	10.6
1949-50	34	—	—	—	173	452	.383	—	—	—	71	127	.559	—	—	—	—	—	—	—	417	12.3
1950-51	37	—	—	—	239	627	.381	—	—	—	141	203	.695	186	5.0	—	—	—	—	—	619	16.7
Totals	106	—	—	—	561	—	—	—	—	—	285	440	.648	186	1.8	—	—	—	—	—	1407	13.3

• MVP in the NIT tourney won by the Cougars in 1951

• Drafted in the first round by the New York Knicks



18. ANDY TOOLSON • 1984-85, 1987-90, F, 6-6 • 1,388 CAREER POINTS

YEAR	G	GS	MIN	AVG	FG	FGA	PCT	3FG	FGA	PCT	FT	FTA	PCT	REB	RPG	A	APG	TO	BLK	STL	PTS	PPG
1984-85	29	—	548	18.9	97	193	.503	—	—	—	53	73	.726	77	2.7	32	1.1	22	3	12	247	8.5
1987-88	32	22	611	19.1	64	149	.430	25	63	.397	39	53	.736	88	2.8	41	1.3	23	3	15	192	6.0
1988-89	26	26	905	34.8	126	265	.475	42	109	.385	105	126	.833	171	6.6	45	1.7	37	8	27	399	15.3
1989-90	30	30	1095	36.5	184	351	.524	74	151	.490	108	141	.766	198	6.6	80	2.7	48	11	30	550	18.3
Totals	117	78	3159	27.0	471	958	.492	141	323	.437	305	393	.776	534	4.6	198	1.7	130	25	84	1388	11.9

• Named first-team Academic All-America during his senior year

19. TRENT PLAISTED • 2004-08, C, 6-11 • 1,372 CAREER POINTS

YEAR	G	GS	MIN	AVG	FG	FGA	PCT	3FG	FGA	PCT	FT	FTA	PCT	REB	RPG	A	APG	TO	BLK	STL	PTS	PPG
*2004-05	5	0	44	8.8	0	3	.000	0	0	.000	3	6	.500	8	1.6	1	0.2	2	0	0	3	0.6
2005-06	29	29	819	28.2	144	276	.522	0	0	.000	106	172	.616	199	6.9	28	1.0	71	27	12	394	13.6
2006-07	34	33	977	28.7	167	306	.546	0	0	.000	96	195	.492	210	6.2	40	1.2	56	46	15	430	12.6
2007-08	35	35	958	27.4	202	373	.542	0	0	.000	141	260	.542	269	7.7	54	1.5	84	34	15	545	15.6
Totals	103	97	2798	27.2	513	958	.535	0	0	.000	346	633	.547	686	6.7	123	1.2	213	107	42	1372	13.3

*received medical redshirt

• 2008 NABC All-District 13 and USBWA All-District VIII
 • 2006 Scout.com Freshman All-America Second Team

• 2008 MWC First Team and 2007 MWC Second Team

20. JOE NELSON • 1947-50, F, 6-3 • 1,360 CAREER POINTS

YEAR	G	GS	MIN	AVG	FG	FGA	PCT	3FG	FGA	PCT	FT	FTA	PCT	REB	RPG	A	APG	TO	BLK	STL	PTS	PPG
1947-48	24	—	—	—	131	—	—	—	—	—	106	—	—	—	—	—	—	—	—	—	368	15.3
1948-49	34	—	—	—	204	—	—	—	—	—	121	161	.752	—	—	—	—	—	—	—	529	15.6
1949-50	31	—	—	—	171	528	.324	—	—	—	121	154	.786	—	—	—	—	—	—	—	463	14.9
Totals	89	—	—	—	506	—	—	—	—	—	348	—	—	—	—	—	—	—	—	—	1360	15.3

• Named Helms All-America as a sophomore
 • Led BYU in scoring all three years

• Named all-conference all three years at BYU

21. MARTY HAWS • 1986-90, G, 6-2 • 1,337 CAREER POINTS

YEAR	G	GS	MIN	AVG	FG	FGA	PCT	3FG	FGA	PCT	FT	FTA	PCT	REB	RPG	A	APG	TO	BLK	STL	PTS	PPG
1986-87	32	12	490	15.3	39	90	.433	0	7	.000	30	52	.577	29	0.9	99	3.1	42	2	23	108	3.4
1987-88	32	32	883	27.6	98	181	.541	16	32	.500	56	74	.757	61	1.9	131	4.1	64	5	45	268	8.4
1988-89	29	29	1088	37.5	144	307	.469	18	52	.346	99	125	.792	77	2.7	149	5.1	79	2	48	405	14.0
1989-90	30	30	1101	36.7	198	398	.497	19	51	.373	141	179	.788	69	2.3	123	4.1	59	4	66	556	18.5
Totals	123	103	3561	29.0	479	976	.491	53	142	.373	326	430	.758	236	1.9	502	4.1	244	13	182	1337	10.9

• First-team All-WAC selection his senior year

• Led the Cougars in both points and assists his senior season

22. DICK NEMELKA • 1962-66, G, 6-2 • 1,299 CAREER POINTS

YEAR	G	GS	MIN	AVG	FG	FGA	PCT	3FG	FGA	PCT	FT	FTA	PCT	REB	RPG	A	APG	TO	BLK	STL	PTS	PPG
1963-64	25	—	—	—	109	242	.450	—	—	—	51	79	.646	71	2.8	—	—	—	—	—	269	10.8
1964-65	28	—	—	—	170	385	.442	—	—	—	91	127	.717	84	3.0	—	—	—	—	—	431	15.4
1965-66	25	—	—	—	242	463	.523	—	—	—	115	156	.737	119	4.8	—	—	—	—	—	599	24.0
Totals	78	—	—	—	521	1090	.478	—	—	—	257	362	.710	274	3.5	—	—	—	—	—	1299	16.7

• Named All-America by Look and Converse as a senior
 • Named Scholastic All-American

• Led the Cougars to the 1966 NIT Championship
 • Named first-team All-WAC in senior season

23. ALAN TAYLOR • 1976-80, C, 6-10 • 1,284 CAREER POINTS

YEAR	G	GS	MIN	AVG	FG	FGA	PCT	3FG	FGA	PCT	FT	FTA	PCT	REB	RPG	A	APG	TO	BLK	STL	PTS	PPG
1976-77	24	—	336	14.0	48	90	.533	—	—	—	30	45	.667	90	3.8	4	0.2	—	—	—	126	5.3
1977-78	29	—	957	33.0	170	301	.565	—	—	—	76	127	.598	246	8.5	50	1.7	85	28	10	416	14.3
1978-79	28	—	868	31.0	148	252	.587	—	—	—	84	140	.600	266	9.5	30	1.1	59	39	12	380	13.6
1979-80	29	—	919	31.7	138	231	.597	—	—	—	86	142	.606	317	10.9	31	1.1	56	52	13	362	12.5
Totals	110	—	3080	28.0	504	874	.577	—	—	—	276	454	.608	919	8.4	115	1.0	200	119	35	1284	11.7

• Set a Marriott Center record in his season finale with 23 rebounds
 • Second all-time in rebounds at BYU
 • Named All-WAC First Team

• Named All-WAC First Team

24. JACKSON EMERY • 2005-06, 2008-11, G, 6-3 • 1,235 CAREER POINTS

YEAR	G	GS	MIN	AVG	FG	FGA	PCT	3FG	FGA	PCT	FT	FTA	PCT	REB	RPG	A	APG	TO	BLK	STL	PTS	PPG
2005-06	28	6	279	10.0	28	70	.400	13	43	.302	10	13	.769	41	1.5	19	0.7	19	7	10	79	2.8
2008-09	33	32	942	28.5	85	177	.480	40	106	.377	48	65	.738	125	3.8	100	3.0	36	10	47	258	7.8
2009-10	35	35	1011	28.9	145	298	.487	85	197	.431	61	82	.744	156	4.5	96	2.7	42	11	91	436	12.5
2010-11	37	32	1202	32.5	151	354	.427	92	255	.361	68	82	.829	131	3.5	97	2.6	35	8	101	462	12.5
TOTAL	133	105	3434	25.8	409	899	.455	230	601	.383	187	242	.773	453	3.4	312	2.3	132	36	249	1235	9.3

• BYU's all-time steals leader (season and career)
 • Two-time second-team All-MWC

• Three-time MWC All-Defensive Team and 2011 MWC Defensive Player of the Year

25. DOUG RICHARDS • 1971-74, G, 6-3 • 1218 CAREER POINTS

YEAR	G	GS	MIN	AVG	FG	FGA	PCT	3FG	FGA	PCT	FT	FTA	PCT	REB	RPG	A	APG	TO	BLK	STL	PTS	PPG
1971-72	26	—	—	—	110	207	.531	—	—	—	58	77	.753	106	4.1	—	—	—	—	—	278	10.7
1972-73	26	—	—	—	165	327	.505	—	—	—	83	113	.735	119	4.6	—	—	—	—	—	413	15.9
1973-74	26	—	—	—	211	448	.471	—	—	—	105	133	.789	159	6.1	—	—	—	—	—	527	20.3
Totals	78	—	—	—	486	982	.495	—	—	—	246	323	.762	384	4.9	—	—	—	—	—	1218	15.6

• Leading scorer his senior season

• Two-time second-team all-conference

26. GARY TROST • 1987-88, 1990-93, C, 6-10 • 1,205 CAREER POINTS

YEAR	G	GS	MIN	AVG	FG	FGA	PCT	3FG	FGA	PCT	FT	FTA	PCT	REB	RPG	A	APG	TO	BLK	STL	PTS	PPG
1987-88	16	0	70	4.4	6	14	.429	0	0	.000	8	12	.667	16	1.0	2	0.1	7	0	3	20	1.3
1990-91	33	0	544	16.5	80	134	.597	2	5	.400	66	91	.725	145	4.4	24	0.7	39	23	18	228	6.9
1991-92	31	31	919	29.6	160	284	.563	2	4	.500	119	185	.643	203	6.5	58	1.9	70	18	14	441	14.2
1992-93	34	34	1034	30.4	174	310	.561	2	7	.286	166	218	.761	236	6.9	102	3.0	67	13	19	516	15.2
Totals	114	65	2567	22.5	420	742	.566	6	16	.375	359	506	.709	600	5.3	186	1.6	183	54	54	1205	10.6

• All-WAC First Team as a junior and senior

• Honorable Mention All-America by the Associated Press his senior season

27. MATT CARLINO • 2011-14, G, 6-2 • 1,201 CAREER POINTS

YEAR	G	GS	MIN	AVG	FG	FGA	PCT	3FG	FGA	PCT	FT	FTA	PCT	REB	RPG	A	APG	TO	BLK	STL	PTS	PPG
2011-12	25	24	692	27.7	110	274	.401	41	124	.331	44	58	.759	75	3.0	115	4.6	75	7	36	305	12.2
2012-13	36	32	1034	28.7	154	377	.408	56	167	.335	51	71	.718	128	3.6	171	4.8	98	2	64	415	11.5
2013-14	35	16	954	27.3	164	426	.385	60	177	.339	93	135	.689	118	3.4	151	4.3	70	5	61	481	13.7
Totals	96	72	2680	27.9	428	1077	.397	157	468	.335	188	264	.712	321	3.3	437	4.6	243	14	161	1201	12.5

• Honorable Mention All-WCC as a freshman and junior • WCC All-Freshman

28. ELDON BRINLEY • 1927-31 • 1,195 CAREER POINTS

29. NOAH HARTSOCK • 2008-12, F, 6-8 • 1,191 CAREER POINTS

YEAR	G	GS	MIN	AVG	FG	FGA	PCT	3FG	FGA	PCT	FT	FTA	PCT	REB	RPG	A	APG	TO	BLK	STL	PTS	PPG
2008-09	27	0	304	11.3	25	43	.581	0	0	.000	16	27	.593	63	2.3	7	0.3	14	15	6	66	2.4
2009-10	36	30	878	24.4	97	175	.554	1	4	.250	38	44	.864	184	5.1	42	1.2	21	46	18	233	6.5
2010-11	37	36	1100	29.7	123	247	.498	26	60	.433	48	58	.828	220	5.9	59	1.6	35	61	21	320	8.6
2011-12	34	32	1049	30.9	216	382	.565	12	35	.343	128	152	.842	171	5.0	50	1.5	53	55	29	572	16.8
Totals	134	98	3331	24.9	461	847	.544	39	99	.394	230	281	.819	638	4.8	274	1.2	123	177	74	1191	8.9

• Named All-WCC Team and All-District as a senior • Tied for second all-time in blocks at BYU

30. JOE RICHEY • 1950-52, F, 6-1 • 1,177 CAREER POINTS

YEAR	G	GS	MIN	AVG	FG	FGA	PCT	3FG	FGA	PCT	FT	FTA	PCT	REB	RPG	A	APG	TO	BLK	STL	PTS	PPG
1950-51	36	—	—	—	126	367	.343	—	—	—	62	109	.569	196	5.4	—	—	—	—	—	314	8.7
1951-52	24	—	—	—	145	411	.353	—	—	—	62	84	.738	167	7.0	—	—	—	—	—	352	14.7
1952-53	29	—	—	—	194	554	.350	—	—	—	123	156	.788	217	7.5	—	—	—	—	—	511	17.6
Totals	89	—	—	—	465	1332	.349	—	—	—	247	349	.708	580	6.5	—	—	—	—	—	1177	13.2

• Led BYU to the NIT Championship in his sophomore season • First-team All-America by Look and second-team All-America by Colliers

31. RANDY REID • 1992-96, G, 6-2 • 1,170 CAREER POINTS

YEAR	G	GS	MIN	AVG	FG	FGA	PCT	3FG	FGA	PCT	FT	FTA	PCT	REB	RPG	A	APG	TO	BLK	STL	PTS	PPG
1992-93	34	33	923	27.1	59	155	.381	23	65	.354	71	83	.855	76	2.2	141	4.1	89	2	30	212	6.2
1993-94	32	32	876	27.4	125	242	.517	34	100	.340	93	117	.795	68	2.1	87	2.7	52	2	21	377	11.8
1994-95	31	29	966	31.2	76	206	.369	30	91	.330	86	101	.851	82	2.6	88	2.8	41	4	26	268	8.6
1995-96	28	28	907	32.4	99	238	.416	27	99	.273	88	106	.830	61	2.2	142	5.1	50	0	41	313	11.2
Totals	125	122	3672	29.4	359	841	.427	114	355	.321	338	407	.830	287	2.3	458	3.7	232	8	118	1170	9.4

• Selected to be on the GTE/CoSida Academic All-District VIII Team • Voted to the All-Defensive Team by the coaches

32. KARI LIIMO • 1966-69, F, 6-7 • 1,156 CAREER POINTS

YEAR	G	GS	MIN	AVG	FG	FGA	PCT	3FG	FGA	PCT	FT	FTA	PCT	REB	RPG	A	APG	TO	BLK	STL	PTS	PPG
1966-67	24	—	—	—	117	226	.518	—	—	—	93	116	.802	176	7.3	—	—	—	—	—	327	13.6
1967-68	24	—	—	—	159	333	.477	—	—	—	92	129	.713	231	9.6	—	—	—	—	—	410	17.1
1968-69	28	—	—	—	164	349	.470	—	—	—	91	140	.650	248	8.9	—	—	—	—	—	419	15.0
Totals	76	—	—	—	440	908	.485	—	—	—	276	385	.717	655	8.6	—	—	—	—	—	1156	15.2

• Played on the Finnish Olympic team averaging 29 points per game

33. ELWOOD ROMNEY • 1929-33 • 1,150 CAREER POINTS

• Named to the Helms All-America Team in 1932 • BYU's first basketball player to score over 1,100 points during his career
 • Named to the all-conference team for three years • Played semi-professional ball with the Denver Athletic Club for three years

34. DOUG HOWARD • 1967-70, G, 6-3 • 1,143 CAREER POINTS

YEAR	G	GS	MIN	AVG	FG	FGA	PCT	3FG	FGA	PCT	FT	FTA	PCT	REB	RPG	A	APG	TO	BLK	STL	PTS	PPG
1967-68	25	—	—	—	95	242	.393	—	—	—	51	70	.729	114	4.6	—	—	—	—	—	241	9.6
1968-69	28	—	—	—	158	324	.488	—	—	—	114	140	.814	111	4.0	—	—	—	—	—	430	15.4
1969-70	26	—	—	—	175	399	.439	—	—	—	122	143	.853	136	5.2	—	—	—	—	—	472	18.2
Totals	79	—	—	—	428	965	.444	—	—	—	287	353	.813	361	4.6	—	—	—	—	—	1143	14.5

• Was a two-sport star at BYU (Basketball & Baseball)

35. MEL HUTCHINS • 1947-51, C, 6-5 • 1,141 CAREER POINTS

YEAR	G	GS	MIN	AVG	FG	FGA	PCT	3FG	FGA	PCT	FT	FTA	PCT	REB	RPG	A	APG	TO	BLK	STL	PTS	PPG
1947-48	26	—	—	—	67	—	—	—	—	—	36	—	—	—	—	—	—	—	—	—	170	6.5
1949-50	34	—	—	—	153	374	.409	—	—	—	94	147	.639	—	—	—	—	—	—	—	400	11.8
1950-51	37	—	—	—	227	575	.395	—	—	—	117	180	.650	471	12.7	—	—	—	—	—	571	15.4
Totals	97	—	—	—	447	—	—	—	—	—	247	—	—	471	—	—	—	—	—	—	1141	11.8

• First-team All-American by Look, Converse, Helms, Sporting News • Led BYU to 1951 NIT Championship

36. KYLE COLLINSWORTH • 2010-11, 13-15, G, 6-6 • 1,140 CAREER POINTS

YEAR	G	GS	MIN	AVG	FG	FGA	PCT	3FG	FGA	PCT	FT	FTA	PCT	REB	RPG	A	APG	TO	BLK	STL	PTS	PPG
2010-11	36	27	926	25.7	78	162	.481	7	27	.259	46	81	.568	183	5.1	75	2.1	56	16	39	209	5.8
2013-14	34	34	1136	33.4	175	352	.497	8	22	.364	117	203	.576	275	8.1	156	4.6	89	15	57	475	14.0
2014-15	33	33	1019	30.9	158	335	.472	6	21	.286	134	182	.736	286	8.7	197	6.0	96	11	59	456	13.8
TOTAL	103	94	3081	29.9	411	849	.484	21	70	.300	297	466	.637	744	7.2	428	4.2	241	42	155	1140	11.1

• Two-time first-team All-WCC • NCAA record holder for triple-doubles in a single-season
 • AP Honorable Mention All-American, Lute Olson All-American in 2015

37. TRAVIS HANSEN • 2000-03, G/F, 6-6 • 1,137 CAREER POINTS

YEAR	G	GS	MIN	AVG	FG	FGA	PCT	3FG	FGA	PCT	FT	FTA	PCT	REB	RPG	A	APG	TO	BLK	STL	PTS	PPG
2000-01	24	9	398	16.6	49	120	.408	5	17	.294	28	39	.718	73	3.0	27	1.1	17	4	15	131	5.5
2001-02	30	30	933	31.3	148	340	.435	35	83	.422	138	182	.758	187	6.2	46	1.5	68	13	19	469	15.6
2002-03	32	32	1025	32.0	169	383	.441	36	106	.340	163	204	.799	152	4.8	77	2.4	84	20	29	537	16.8
Totals	86	71	2356	27.4	366	843	.434	76	206	.370	329	425	.774	412	4.8	150	1.7	169	37	63	1137	13.2

• 2003 Consensus first-team All-MWC • 2003 MWC Co-Defensive Player of the Year
 • 2003 USBWA District VIII First Team • BYU earned a 44-1 home record in his three years



38. STEVE SCHREINER • 1988-91, F, 6-7 • 1,128 CAREER POINTS

YEAR	G	GS	MIN	AVG	FG	FGA	PCT	3FG	FGA	PCT	FT	FTA	PCT	REB	RPG	A	APG	TO	BLK	STL	PTS	PPG
1988-89	29	25	719	24.8	131	258	.508	6	21	.286	58	82	.707	136	4.7	18	0.6	34	5	15	326	11.2
1989-90	30	30	867	28.9	135	238	.567	0	1	.000	48	68	.706	157	5.2	29	1.0	58	11	17	318	10.6
1990-91	34	32	1028	30.2	188	340	.553	0	0	.000	108	160	.675	227	6.7	38	1.1	67	8	15	484	14.2
Totals	93	87	2614	28.1	454	836	.543	6	22	.273	214	310	.690	520	5.6	85	0.9	159	24	47	1128	12.1

• First-team All-WAC as a senior

• Helped Cougars win WAC Tournament and advance to second round at NCAAs

39. JOHN FAIRCHILD • 1963-65, C, 6-8 • 1,109 CAREER POINTS

YEAR	G	GS	MIN	AVG	FG	FGA	PCT	3FG	FGA	PCT	FT	FTA	PCT	REB	RPG	A	APG	TO	BLK	STL	PTS	PPG
1963-64	25	—	—	—	192	425	.452	—	—	—	123	166	.741	330	13.2	—	—	—	—	—	507	20.3
1964-65	28	—	—	—	218	444	.491	—	—	—	166	206	.806	348	12.4	—	—	—	—	—	602	21.5
Totals	53	—	—	—	410	869	.472	—	—	—	289	372	.777	678	12.8	—	—	—	—	—	1109	20.9

• Helms and Look All-American

• Two-time All-WAC First Team honoree and WAC Player of the Year as a senior

40. GARY EARNEST • 1958-61, G, 6-0 • 1,108 CAREER POINTS

YEAR	G	GS	MIN	AVG	FG	FGA	PCT	3FG	FGA	PCT	FT	FTA	PCT	REB	RPG	A	APG	TO	BLK	STL	PTS	PPG
1958-59	26	—	—	—	142	357	.398	—	—	—	76	113	.673	95	3.7	—	—	—	—	—	360	13.8
1959-60	25	—	—	—	119	380	.313	—	—	—	81	102	.794	80	3.2	—	—	—	—	—	319	12.8
1960-61	26	—	—	—	161	377	.427	—	—	—	107	137	.781	60	2.3	—	—	—	—	—	429	16.5
Totals	77	—	—	—	422	1114	.379	—	—	—	264	352	.750	235	3.1	—	—	—	—	—	1108	14.4

• First-team all-conference as a senior

• All-Skyline recognition as a sophomore

41. TERRELL LYDAY • 1999-01, G, 6-3 • 1,105 CAREER POINTS

YEAR	G	GS	MIN	AVG	FG	FGA	PCT	3FG	FGA	PCT	FT	FTA	PCT	REB	RPG	A	APG	TO	BLK	STL	PTS	PPG
1999-00	33	33	1098	33.3	183	405	.452	67	170	.394	132	178	.742	133	4.0	61	1.8	78	12	62	565	17.1
2000-01	33	33	1082	32.8	159	395	.403	60	151	.397	162	197	.822	92	2.8	66	2.0	76	13	37	540	16.4
Totals	66	66	2180	33.0	342	800	.428	127	321	.396	294	375	.784	225	3.4	127	1.9	154	25	99	1105	16.7

• First-team All-MWC and all-tournament as a senior

• MWC Newcomer of the Year as a junior

42. MARK HANDY • 1973-77, F, 1,098 CAREER POINTS

YEAR	G	GS	MIN	AVG	FG	FGA	PCT	3FG	FGA	PCT	FT	FTA	PCT	REB	RPG	A	APG	TO	BLK	STL	PTS	PPG
1973-74	26	—	—	—	105	216	.486	—	—	—	45	65	.692	227	8.7	—	—	—	—	—	255	9.8
1974-75	26	—	—	—	119	222	.536	—	—	—	67	97	.691	236	9.1	—	—	—	—	—	305	11.7
1975-76	19	—	595	31.3	105	208	.505	—	—	—	40	56	.714	168	8.8	45	2.4	—	—	—	250	13.2
1976-77	25	—	750	30.0	113	207	.546	—	—	—	62	81	.765	170	6.8	26	1.0	—	—	—	288	11.5
Totals	96	—	1345	14.0	442	853	.518	—	—	—	214	299	.716	801	8.3	71	0.7	—	—	—	1098	11.4

• A four-year starter

43. BRUCE BURTON • 1960-63, F, 6-4 • 1,089 CAREER POINTS

YEAR	G	GS	MIN	AVG	FG	FGA	PCT	3FG	FGA	PCT	FT	FTA	PCT	REB	RPG	A	APG	TO	BLK	STL	PTS	PPG
1960-61	26	—	—	—	122	302	.404	—	—	—	38	72	.528	234	9.0	—	—	—	—	—	282	10.8
1961-62	26	—	—	—	160	363	.441	—	—	—	42	74	.568	271	10.4	—	—	—	—	—	362	13.9
1962-63	26	—	—	—	192	408	.471	—	—	—	61	97	.629	271	10.4	—	—	—	—	—	445	17.1
Totals	78	—	—	—	474	1073	.442	—	—	—	141	243	.580	776	9.9	—	—	—	—	—	1089	14.0

• First-team All-WAC as a senior

44. KEENA YOUNG • 2005-07, F, 6-6 • 1,068 CAREER POINTS

YEAR	G	GS	MIN	AVG	FG	FGA	PCT	3FG	FGA	PCT	FT	FTA	PCT	REB	RPG	A	APG	TO	BLK	STL	PTS	PPG
2004-05	25	15	555	22.2	74	149	.497	0	3	.000	31	51	.608	140	5.6	17	0.7	23	17	15	179	7.2
2005-06	29	14	679	23.4	113	216	.523	0	1	.000	73	94	.777	167	5.8	32	1.1	43	11	18	299	10.3
2006-07	34	34	984	28.9	236	435	.543	0	0	.000	118	147	.803	223	6.6	50	1.5	75	5	15	590	17.4
Totals	88	63	2218	25.2	423	800	.529	0	4	.000	222	292	.760	530	6.0	99	1.1	141	33	48	1068	12.1

• 2007 AP All-America Honorable Mention

• 2007 MWC Player of the Year

45. SCOTT RUNIA • 1976-80, G, 6-1 • 1,051 CAREER POINTS

YEAR	G	GS	MIN	AVG	FG	FGA	PCT	3FG	FGA	PCT	FT	FTA	PCT	REB	RPG	A	APG	TO	BLK	STL	PTS	PPG
1976-77	26	—	572	22.0	61	153	.399	—	—	—	28	37	.757	48	1.8	65	2.5	—	—	—	150	5.8
1977-78	30	—	1080	36.0	150	280	.536	—	—	—	40	50	.800	63	2.1	145	4.8	67	2	35	340	11.3
1978-79	25	—	820	32.8	120	247	.486	—	—	—	50	57	.877	62	2.5	100	4.0	62	2	31	290	11.6
1979-80	29	—	788	27.2	114	248	.460	—	—	—	43	51	.843	38	1.3	95	3.3	56	4	26	271	9.3
Totals	110	—	3260	29.6	445	928	.480	—	—	—	161	195	.826	211	1.9	405	3.7	185	8	92	1051	9.6

• Second-team All-WAC as a junior

46. BERNIE FRYER • 1970-72, G, 6-3 • 1,030 CAREER POINTS

YEAR	G	GS	MIN	AVG	FG	FGA	PCT	3FG	FGA	PCT	FT	FTA	PCT	REB	RPG	A	APG	TO	BLK	STL	PTS	PPG
1970-71	29	—	—	—	196	433	.453	—	—	—	165	222	.743	130	4.5	—	—	—	—	—	557	19.2
1971-72	26	—	—	—	168	353	.476	—	—	—	137	180	.761	82	3.2	—	—	—	—	—	473	18.2
Totals	55	—	—	—	364	786	.463	—	—	—	302	402	.751	212	3.9	—	—	—	—	—	1030	18.7

• First-team All-WAC as a senior

47. DAVE EASTIS • 1958-61, C, 6-5 • 1,015 CAREER POINTS

YEAR	G	GS	MIN	AVG	FG	FGA	PCT	3FG	FGA	PCT	FT	FTA	PCT	REB	RPG	A	APG	TO	BLK	STL	PTS	PPG
1958-59	19	—	—	—	59	137	.431	—	—	—	28	53	.528	109	5.7	—	—	—	—	—	146	7.7
1959-60	24	—	—	—	181	397	.456	—	—	—	121	174	.695	245	10.2	—	—	—	—	—	483	20.1
1960-61	26	—	—	—	132	330	.400	—	—	—	122	158	.772	243	9.3	—	—	—	—	—	386	14.8
Totals	69	—	—	—	372	864	.431	—	—	—	271	385	.704	593	8.7	—	—	—	—	—	1015	14.7

• First-team all-conference as a senior

MARRIOTT CENTER RECORDS

TEAM SINGLE GAME

MOST FIELD GOALS ATTEMPTED

102 North Texas vs. BYU, Dec. 12, 1980

MOST FIELD GOALS MADE

58 Southern Utah vs. South Alabama, Dec. 10, 1994

BEST FIELD-GOAL PERCENTAGE

.744 Georgetown vs. Oregon State, Mar. 19, 1982

MOST 3-POINT FIELD GOALS ATTEMPTED

51 Arizona State vs. BYU, Dec. 1, 1992

MOST 3-POINT FIELD GOALS MADE

16 Arizona State vs. BYU, Dec. 1, 1992

BEST 3-POINT FIELD-GOAL PERCENTAGE

.813 BYU vs. New Mexico, 13/16, Jan. 26, 2008

MOST FREE THROWS ATTEMPTED

52 BYU vs. Weber State, Dec. 12, 1997

MOST FREE THROWS MADE

40 BYU vs. Weber State, Dec. 12, 1997

BEST FREE-THROW PERCENTAGE

1.000 SW Mo. vs. Santa Clara, 15/15, Dec. 14, 1984

.960 UNLV, 24/25, Feb. 5, 2011

.955 BYU vs. New Mexico, 21/22, Feb. 18, 1989

MOST REBOUNDS

76 UCLA vs. Weber State, Mar. 16, 1972

BIGGEST REBOUND MARGIN OVER OPPONENT

38 BYU vs. Morgan State, 59-21, Dec. 28, 1995

MOST PERSONAL FOULS

34 North Texas vs. BYU, Dec. 12, 1980

34 Washington vs. BYU, Dec. 22, 1984

FEWEST PERSONAL FOULS

5 BYU vs. Michigan State, Dec. 16, 1980

ASSISTS

36 Southern Utah vs. South Alabama, Dec. 10, 1994

34 BYU vs. Northeast Louisiana, Jan. 4, 1975

34 BYU vs. Wyoming, Jan. 15, 1977

34 BYU vs. San Diego State, Mar. 1, 1980

POINTS

140 Southern Utah vs. South Alabama, Dec. 10, 1994

POINTS IN FIRST HALF

61 Southern Utah vs. South Alabama, Dec. 10, 1994

POINTS IN SECOND HALF

79 Southern Utah vs. South Alabama, Dec. 10, 1994

LARGEST SCORING MARGIN

68 Southern Utah vs. South Alabama, Dec. 10, 1994

FEWEST POINTS IN A GAME

25 BYU vs. Wyoming, Jan. 23, 1982

FEWEST POINTS IN FIRST HALF

10 Air Force vs. BYU, Feb. 3, 2003

10 Mississippi Valley State, Nov. 23, 2010

FEWEST POINTS IN SECOND HALF

12 BYU vs. Wyoming, Jan 18, 1980

FEWEST FIELD GOALS ATTEMPTED

29 Wyoming vs. BYU, Jan. 23, 1982

FEWEST FIELD GOALS MADE

10 BYU vs. Wyoming, Jan. 23, 1982

10 BYU vs. Southern Utah, Dec. 14, 2000

FEWEST FREE THROWS ATTEMPTED

2 UTEP vs. BYU, Feb. 15, 1973

FEWEST FREE THROWS MADE

1 UTEP vs. BYU, Feb. 15, 1973

1 BYU vs. Niagara, Dec. 11, 1976

MOST TURNOVERS COMMITTED

32 New Mexico vs. BYU, Jan. 30, 1976

MOST BLOCKED SHOTS

15 BYU vs. E. Kentucky, Dec. 7, 1990

MOST STEALS

17 BYU vs. James Madison, Dec. 19, 1990

17 BYU vs. Southern, Nov. 24, 2009

INDIVIDUAL SINGLE GAME

FIELD GOALS ATTEMPTED

36 Michael Brooks, La Salle vs. BYU, Dec. 15, 1979

FIELD GOALS MADE

24 Michael Brooks, La Salle vs. BYU, Dec. 15, 1979

FIELD-GOAL PERCENTAGE (12 ATT)

.917 Scott Runia, BYU vs. Wyo., 11/12, Feb. 11, 1978

.917 Devin Durrant, BYU vs. St. Mary's, 11/12, Dec. 10, '83

3-POINT FIELD GOALS ATTEMPTED

18 Jack Hurd, La Salle vs. BYU, Feb. 15, 1992

3-POINT FIELD GOALS MADE

9 Jay Goodman, Utah St. vs. BYU, Nov. 24, 1990

3-POINT FIELD GOAL PCT. (MIN. 5 ATT)

1.000 Brock Zylstra, BYU vs. Utah, 6/6, Jan. 7, 2012

1.000 Nathan Call, BYU vs. Utah, 6/6, Mar. 3, 1991

1.000 D. Praylow, Wichita St. vs. BYU, 5/5, Jan. 28, 1989

1.000 Paris Bryant, Wyo. vs. BYU, 5/5, Jan. 26, 1991

1.000 Danny Bower, Wyo. vs. Wyoming, 5/5, Jan. 15, 1998

1.000 Jonathani Tavemari, BYU vs. CSU, 5/5, Feb. 11, 2009

FREE THROWS ATTEMPTED

19 Timo Saarelainen, BYU vs. Hawaii, Feb. 1, 1985

FREE THROWS MADE

16 K. Van Horn, Utah vs. BYU, 16/16, Mar. 2, 1996

16 David Rivers, Notre Dame vs. BYU, Jan. 13, 1986

16 Jimmer Fredette, BYU vs. UNLV, Feb. 5, 2011

FREE-THROW PERCENTAGE (12 ATT.)

1.000 Jimmer Fredette, BYU vs. UNLV, 16/16, Feb. 5, 2011

1.000 Keith Van Horn, Utah vs. BYU, 16/16, Mar. 2, 1996

1.000 Andy Toolson, BYU vs. Calif., 14/14, Feb. 14, 1989

1.000 (13/13) – 4 times

1.000 (12/12) – 5 times

REBOUNDS

23 Alan Taylor, BYU vs. San Diego State, Mar. 1, 1980

23 Steve Trumbo, BYU vs. Air Force, Jan. 21, 1982

POINTS SCORED

51 Michael Brooks, La Salle vs. BYU, Dec. 15, 1979

ASSISTS

16 Mike May, BYU vs. Niagara, Dec. 11, 1976

15 Matt Montague, BYU vs. Idaho, Dec. 5, 2001

15 Matt Montague, BYU vs. Wyoming, Feb. 2, 2002

BLOCKED SHOTS

14 Shawn Bradley, BYU vs. East. Kentucky, Dec. 7, 1990

COMBINED TEAM SINGLE GAME

FIELD GOALS ATTEMPTED

175 Utah St. (97) vs. BYU (78), Jan. 22, 1972

175 N. Texas (102) vs. BYU (73), Dec. 12, 1980

FIELD GOALS MADE

91 La Salle (47) vs. BYU (44), Dec. 15, 1979

3-POINT FIELD GOALS ATTEMPTED

63 CS Northridge (38) vs. S. F. Austin (25), Dec. 9, 1995

3-POINT FIELD GOALS MADE

24 MSU-Billings (14) vs. BYU (10), Jan. 11, 2005

23 New Mexico (12) vs. BYU (11), Feb. 1, 2003

23 New Mexico (14) vs. BYU (9), Feb. 21, 2004

23 New Mexico (14) vs. BYU (9), Feb. 14, 2007

FREE THROWS ATTEMPTED

87 BYU (46) vs. Washington (41), Dec. 22, 1984

FREE THROWS MADE

60 BYU (31) vs. Utah State (29), Nov. 24, 1990

REBOUNDS

130 UCLA (76) vs. Weber State (54), Mar. 16, 1972

PERSONAL FOULS

63 Washington (34) vs. BYU (29), Dec. 22, 1984

63 Utah (32) vs. BYU (31), Mar. 2, 1985

PLAYERS DISQUALIFIED

6 BYU (3) vs. Colorado State (3), Mar. 5, 1976


6 BYU (4) vs. Utah State (2), Dec. 27, 1980

POINTS SCORED

233 BYU (121) vs. Utah St. (112), OT, Dec. 19, 1987

TURNOVERS

60 New Mexico (32) vs. BYU (28), Jan. 30, 1976



ALAN TAYLOR
23 REBOUNDS
31/80



POINTS

- 37, Jimmer Fredette vs. Florida (3/18/10)-20T
- 37, Danny Ainge vs. UCLA (3/14/81)
- 34, Jimmer Fredette vs. Gonzaga (3/19/11)
- 33, Tyler Haws vs. Ole Miss (3/17/15)
- 32, Jimmer Fredette vs. Florida (3/24/11)-OT
- 32, Jimmer Fredette vs. Wofford (3/17/11)
- 30, Kresimir Cosic vs. Utah State (3/13/71)
- 30, Joe Nelson vs. UCLA (3/25/50)
- 29, Michael Smith vs. NC Charlotte (3/17/88)
- 28, Devin Durrant vs. Kentucky (3/17/84)
- 27, Harry Anderson vs. Idaho St. (3/16/57)
- 27, Kresimir Cosic vs. Long Beach (3/11/72)
- 27, Alan Taylor vs. Clemson (3/8/80)
- 26, Michael Loyd Jr. vs. Florida (3/18/10)-20T
- 26, Gary Trost vs. SMU (3/18/93)
- 25, Jeff Chatman vs. New Orleans (3/12/87)
- 25, Mekeli Wesley vs. Cincinnati (3/15/01)
- 25, Bernie Fryer at Utah State (3/13/71)
- 24, Bob Quinney vs. OCU (3/13/65)
- 24, Steve Kelly vs. UCLA (3/18/71)
- 24, Nick Sanderson vs. Kansas (3/20/93)
- 24, Rafael Araujo vs. Syracuse (3/18/04)
- 24, Keena Young vs. Xavier (3/15/07)
- 24, Doug Richards vs. Long Beach State (3/11/72)
- 23, Chase Fischer vs. Ole Miss (3/17/15)
- 23, John Fairchild vs. UCLA (3/12/65)
- 23, Noah Hartsock vs. Iona (3/13/12)
- 23, Michael Smith vs. UAB (3/15/84)
- 23, Devin Durrant vs. New Orleans (3/12/87)
- 21, Jimmer Fredette vs. Kansas State (3/20/10)
- 21, Danny Ainge vs. Princeton (3/12/81)
- 21, Michael Smith vs. Louisville (3/19/88)
- 21, Travis Hansen vs. UConn (3/20/03)
- 20, Russell Larson vs. Tulane (3/16/95)
- 20, Kenneth Roberts vs. Tulane (3/16/95)
- 20, Dick Nemelka vs. Oklahoma City (3/14/65)

FIELD GOALS

- 14, Danny Ainge vs. UCLA (3/14/81)
- 13, Jimmer Fredette vs. Florida (3/18/10)-20T
- 12, Joe Nelson vs. UCLA (3/25/50)
- 11, Devin Durrant vs. Kentucky (3/17/84)
- 11, Jimmer Fredette vs. Florida (3/24/11)-OT
- 11, Jeff Chatman vs. New Orleans (3/12/87)
- 11, Michael Smith vs. NC Charlotte (3/17/88)
- 11, Jimmer Fredette vs. Gonzaga (3/19/11)
- 10, Mel Hutchins vs. San Jose St. (3/21/51)
- 10, Alan Taylor vs. Clemson (3/8/80)
- 10, Bob Quinney vs. OCU (3/13/65)
- 10, Kresimir Cosic vs. Utah State (3/13/71)
- 10, Kenneth Roberts vs. Tulane (3/16/95)
- 10, Keena Young vs. Xavier (3/15/07)
- 10, Jimmer Fredette vs. Wofford (3/17/11)
- 10, Noah Hartsock vs. Iona (3/13/12)

FIELD GOALS ATTEMPTED

- 29, Jimmer Fredette vs. Florida (3/24/11)-OT
- 26, Jimmer Fredette vs. Florida (3/18/10)-20T
- 25, Michael Smith vs. New Orleans (3/12/87)
- 25, Jimmer Fredette vs. Wofford (3/17/11)
- 25, Joe Nelson vs. UCLA (3/25/50)
- 25, Joe Nelson vs. Baylor (3/24/50)
- 23, Roland Minson vs. Washington (3/24/51)
- 23, Mel Hutchins vs. San Jose St. (3/21/51)
- 23, Dick Nemelka vs. OCU (3/13/65)
- 23, Keena Young vs. Xavier (3/15/07)
- 23, Jimmer Fredette vs. Gonzaga (3/19/11)
- 23, Tyler Haws vs. Ole Miss (3/17/15)
- 22, Danny Ainge vs. UCLA (3/14/81)
- 22, Mel Hutchins vs. Baylor (3/24/50)
- 21, Joe Richey vs. San Jose St. (3/21/51)
- 21, Steve Kelly vs. Pacific (3/20/71)
- 21, Travis Hansen vs. UConn (3/20/03)
- 20, Kresimir Cosic vs. Long Beach (3/11/72)
- 20, Michael Smith vs. Louisville (3/19/88)

3-POINT FIELD GOALS

- 7, Jimmer Fredette vs. Gonzaga (3/19/11)
- 6, Nick Sanderson vs. Kansas (3/20/93)
- 6, Chase Fischer vs. Ole Miss (3/17/15)
- 5, Tyler Haws vs. Ole Miss (3/17/15)
- 5, Nick Sanderson vs. Louisiana State (3/19/92)
- 5, Mike Rose vs. Xavier (3/15/07)
- 4, Michael Smith vs. Louisville (3/19/88)
- 4, Luiz Lemes vs. Syracuse (3/18/04)
- 3, Skyler Halford vs. Ole Miss (3/17/15)
- 3, Jimmer Fredette vs. Florida (3/24/11)-OT
- 3, Jackson Emery vs. Florida (3/24/11)-OT
- 3, Jackson Emery vs. Kansas State (3/20/10)
- 3, Jimmer Fredette vs. Florida (3/18/10)-20T
- 3, Michael Loyd Jr. vs. Florida (3/18/10)-20T
- 3, Mike Hall vs. Syracuse (3/18/04)
- 3, Mark Bigelow vs. Syracuse (3/18/04)
- 3, Robbie Reid vs. Tulane (3/16/95)
- 3, Trent Whiting vs. Cincinnati (3/15/01)
- 3, Jonathan Tavernari vs. Texas A&M (3/20/08)

- 3, Jonathan Tavernari vs. Texas A&M (3/19/09)
- 3, Jackson Emery vs. Gonzaga (3/19/11)
- 3, Noah Hartsock vs. Gonzaga (3/19/11)
- 3, Craig Cusick vs. Marquette (3/15/12)
- 3, Andy Toolson vs. Louisville (3/19/88)
- 3, Nathan Call vs. LSU (3/19/92)
- 3, Mark Heslop vs. LSU (3/19/92)

3-POINT FIELD GOALS ATTEMPTED

- 15, Nick Sanderson vs. Kansas (3/20/93)
- 15, Jimmer Fredette vs. Florida (3/24/11)-OT
- 13, Nick Sanderson vs. Louisiana State (3/19/92)
- 12, Jimmer Fredette vs. Gonzaga (3/19/11)
- 12, Chase Fischer vs. Ole Miss (3/17/15)
- 10, Mark Bigelow vs. Syracuse (3/18/04)

FREE THROWS

- 13, Bernie Fryer vs. Utah State (3/13/71)
- 11, Eric Mika vs. Oregon (3/20/2014)
- 10, Jimmer Fredette vs. Kansas State (3/20/10)
- 10, Jimmer Fredette vs. Wofford (3/17/11)
- 10, Kresimir Cosic vs. Utah St. (3/13/71)
- 10, John Benson vs. Idaho St. (3/16/57)
- 9, Harry Anderson vs. Idaho St. (3/16/57)
- 9, Michael Loyd Jr. vs. Florida (3/18/10)-20T
- 9, Kresimir Cosic vs. Long Beach (3/11/72)
- 9, Danny Ainge vs. UCLA (3/14/81)
- 9, Jim Usevitch vs. Louisville (3/19/88)

FREE THROWS ATTEMPTED

- 16, Eric Mika vs. Oregon (3/20/2014)
- 15, Bernie Fryer vs. Utah State (3/13/71)
- 13, Harry Anderson vs. Idaho St. (3/16/57)
- 12, Kresimir Cosic vs. Utah St. (3/13/71)
- 12, John Benson vs. Idaho St. (3/16/57)
- 12, John Fairchild vs. OCU (3/13/65)
- 12, Jimmer Fredette vs. Wofford (3/17/11)
- 11, Alan Taylor vs. Clemson (3/8/80)
- 11, Jimmer Fredette vs. Kansas State (3/20/10)
- 11, Brandon Davies vs. Marquette (3/15/12)

REBOUNDS

- 23, Kresimir Cosic vs. UCLA (3/18/71)
- 21, John Fairchild vs. OCU (3/13/65)
- 15, Kyle Collinsworth vs. Florida (3/24/11)-OT
- 15, Michael Smith vs. New Orleans (3/12/87)
- 15, Brandon Davies vs. Iona (3/13/12)
- 13, John Fairchild vs. UCLA (3/12/65)
- 13, Paul Ruffner vs. NMSU (3/8/69)
- 13, Kresimir Cosic vs. Pacific (3/20/71)
- 13, Kresimir Cosic vs. Long Beach (3/11/72)
- 13, Brian Ambrozich vs. Long Beach (3/11/72)
- 13, Steve Trumbo vs. UCLA (3/14/81)
- 13, Michael Smith vs. NC Charlotte (3/17/88)
- 13, Brett Applegate vs. UAB (3/15/84)
- 12, Steve Kramer vs. Temple (3/14/66)
- 12, Rafael Araujo vs. Syracuse (3/18/04)
- 12, Brandon Davies vs. Marquette (3/15/12)
- 11, Kresimir Cosic vs. Utah State (3/13/71)
- 11, Michael Smith vs. Louisville (3/19/88)
- 11, Gary Trost vs. Virginia (3/14/91)
- 11, Gary Trost vs. Arizona (3/16/91)
- 11, Kyle Collinsworth vs. Wofford (3/17/11)
- 11, Greg Kite vs. UCLA (3/14/1981)
- 11, Michael Smith vs. Louisville (3/19/1988)
- 11, Jim Miller vs. Pacific (3/20/1971)

ASSISTS

- 10, Kyle Collinsworth vs. Ole Miss (3/17/15)
- 9, Luiz Lemes vs. Syracuse (3/18/04)
- 8, Randy Reid vs. SMU (3/18/93)
- 8, Gary Trost vs. Kansas (3/20/93)
- 8, Craig Cusick vs. Iona (3/13/12)
- 7, Steve Craig vs. UCLA (3/14/81)
- 7, Nathan Call vs. Arizona (3/16/91)
- 7, Nathan Call vs. Louisiana State (3/19/92)
- 7, Jimmer Fredette vs. Wofford (3/17/11)
- 6, Fred Roberts vs. Clemson (3/8/80)
- 6, Bernie Fryer vs. UCLA (3/18/71)
- 6, Steve Kelly vs. Pacific (3/20/71)
- 6, Brian Taylor vs. UNC Charlotte (3/17/88)
- 6, Robbie Reid vs. Tulane (3/16/95)
- 6, Lee Cummond vs. Texas A&M (3/19/09)
- 6, Jimmer Fredette vs. Gonzaga (3/19/11)
- 6, Bernie Fryer vs. Long Beach State (3/11/72)

BLOCKED SHOTS

- 10, Shawn Bradley vs. Virginia (3/14/91)
- 4, Greg Kite vs. UCLA (3/14/81)
- 3, Devin Durrant at UAB (3/15/84)
- 2, Brett Applegate at UAB (3/15/84)
- 2, Jim Usevitch at UAB (3/15/84)
- 2, Jeff Chatman vs. Louisville (3/19/88)
- 2, Kenneth Roberts vs. Arizona (3/16/91)
- 2, Steve Schreiner vs. Arizona (3/16/91)
- 2, Shawn Bradley vs. Arizona (3/16/91)
- 2, Jared Miller vs. Arizona (3/16/91)
- 2, Travis Hansen vs. UConn (3/20/03)

- 2, James Anderson vs. Gonzaga (3/19/11)
- 2, Noah Hartsock vs. Iona (3/13/12)
- 2, Brandon Davies vs. Iona (3/13/12)
- 2, Brandon Davies vs. Marquette (3/15/12)
- 2, Nate Austin vs. Marquette (3/15/12)

STEALS

- 5, Robbie Reid vs. Tulane (3/16/95)
- 5, Scott Sinek at UAB (3/15/84)
- 4, Michael Loyd Jr. vs. Florida (3/18/10)-20T
- 4, Nathan Call vs. Louisiana State (3/19/92)
- 4, Jimmer Fredette vs. Texas A&M (3/19/09)
- 4, Kyle Collinsworth vs. Wofford (3/17/11)
- 3, Noah Hartsock vs. Florida (3/24/11)-OT
- 3, Jonathan Tavernari vs. Florida (3/18/10)-20T
- 3, Alan Taylor vs. San Francisco (3/10/79)
- 3, Danny Ainge vs. UCLA (3/14/81)
- 3, Danny Ainge vs. Notre Dame (3/19/81)
- 3, Andy Toolson vs. Clemson (3/15/90)
- 3, Travis Hansen vs. UConn (3/20/03)
- 3, Jackson Emery vs. Gonzaga (3/19/11)
- 3, Kyle Collinsworth vs. Gonzaga (3/19/11)
- 3, Brandon Davies vs. Iona (3/13/12)
- 3, Mark Bigelow vs. UConn (3/20/03)
- 3, Jonathan Tavernari vs. Texas A&M (3/20/09)
- 3, Chris Nikchevich vs. Kentucky (3/17/84)
- 3, Jared Miller vs. LSU (3/19/92)

MINUTES

- 46, Jimmer Fredette vs. Florida (3/18/10)-20T
- 44, Jimmer Fredette vs. Florida (3/24/11)-OT
- 40, Noah Hartsock vs. Florida (3/24/11)-OT
- 42, Michael Smith vs. NC Charlotte (3/17/88)-OT
- 40, 10 players

CAREER NCAA POINTS

- Jimmer Fredette – 184
- Danny Ainge – 107
- Noah Hartsock – 96
- Kresimir Cosic – 89
- Michael Smith – 87
- Mel Hutchins – 81
- Tyler Haws – 76
- Bernie Fryer – 75
- Fred Roberts – 75
- Roland Minson – 73
- Gary Trost – 72
- Devin Durrant – 67
- Jim Usevitch – 63
- Jackson Emery – 62
- Jeff Chatman – 61
- Steve Kelly – 58
- Russell Larson – 57
- Nick Sanderson – 52
- Alan Taylor – 43
- Joe Nelson – 43
- Brandon Davies – 42
- Nate Call – 40
- John Benson – 39
- John Fairchild – 39
- Steve Craig – 38
- Jared Miller – 37
- Marty Haws – 38
- Jonathan Tavernari – 37
- Lee Cummond – 36
- Charles Abouo – 33
- Joe Richey – 33
- Phil Tollestrup – 32
- Harry Anderson – 32
- Rafael Araujo – 30
- Mike Gardner – 30
- Jim Miller – 30
- Mark Bigelow – 29
- Steve Kramer – 28
- Bob Quinney – 28
- Michael Loyd Jr. – 28
- Matt Carlino – 28
- Andy Toolson – 27
- Mark Heslop – 26
- Steve Schreiner – 26
- Steve Trumbo – 26
- Mekeli Wesley – 25
- Dick Nemelka – 25
- Kevin Nixon – 24
- Doug Richards – 24
- Kenneth Roberts – 24
- Scott Rumia – 24
- Brian Taylor – 24
- Keena Young – 24
- Tyler Haws – 24
- Travis Hansen – 23
- Chase Fischer – 23
- Trent Plaisted – 22
- Russ Hillman – 21
- Kyle Collinsworth – 21
- Greg Kite – 20

POINTS

37, Tyler Haws vs. Washington (3/19/13)
 28, Roland Minson vs. St. Louis (3/12/51)
 27, Dick Nemelka vs Temple (3/14/66)
 26, Roland Minson vs. Seton Hall (3/15/51)
 26, Roland Minson vs. Dayton (3/17/51)
 26, Brandon Davies vs. Mercer (3/25/13)
 25, Tyler Haws at Southern Miss (3/27/13)
 25, Tyler Haws vs. Baylor (4/2/13)
 24, Tyler Haws vs. Mercer (3/25/13)
 23, Steve Kramer vs. Army (3/17/66)
 23, Travis Hansen vs UC Irvine (3/14/02)
 23, Brock Zylstra at Southern Miss (3/27/13)
 22, Fred Roberts vs Washington (3/10/82)
 22, Jeff Congdon vs. Temple (3/14/66)
 22, Russell Larson vs ASU (3/17/94)
 22, Brandon Davies vs. Washington (3/19/13)
 21, Gary Hill vs NYU (3/19/66)
 21, Craig Raymond vs NYU (3/19/66)
 20, Tom Gneiting vs SMU (3/13/86)
 20, Jeff Chatman vs UC Irvine (3/18/86)
 20, Steve Kramer vs. NYU (3/19/66)
 20, Matt Carlino vs. Washington (3/19/13)
 19, Terrell Lyday vs Southern Illinois (3/20/00)
 19, Tom Gneiting vs UC Irvine (3/18/86)
 19, Matt Carlino vs. Baylor (4/2/13)
 18, Trent Plaisted at Houston (3/15/06)
 18, Matt Carlino vs. Mercer (3/25/13)

FIELD GOALS

15, Tyler Haws vs. Washington (3/19/13)
 13, Roland Minson vs. St. Louis (3/12/51)
 11, Roland Minson vs. Seton Hall (3/15/51)
 11, Roland Minson vs. Dayton (3/17/51)
 11, Tyler Haws at Southern Miss (3/27/13)
 10, Dick Nemelka vs Temple (3/14/66)
 10, Craig Raymond vs NYU (3/19/66)
 9, Jeff Chatman vs UC Irvine (3/18/86)
 9, Joe Richey vs. Niagara (3/9/53)
 9, Jeff Congdon vs. Temple (3/14/66)
 9, Steve Kramer vs. NYU (3/19/66)
 9, Gary Hill vs. NYU (3/19/66)
 9, Russell Larson vs ASU (3/17/94)
 9, Tyler Haws vs. Baylor (4/2/13)
 8, Travis Hansen vs UC Irvine (3/14/02)
 8, Terrell Lyday vs Southern Illinois (3/20/00)
 8, Brandon Davies vs. Washington (3/19/13)
 8, Brandon Davies vs. Mercer (3/25/13)
 8, Tyler Haws vs. Mercer (3/25/13)
 7, Travis Hansen at Memphis (3/20/02)
 7, Richie Webb vs SMU (3/13/86)
 7, Jeff Chatman vs Ohio State (3/21/86)
 7, Richie Webb vs Ohio State (3/21/86)
 7, Brock Zylstra at Southern Miss (3/27/13)
 7, Matt Carlino vs. Baylor (4/2/13)

FIELD GOALS ATTEMPTED

24, Tyler Haws vs. Washington (3/19/13)
 22, Tyler Haws at Southern Miss (3/27/13)
 20, Steve Kramer vs NYU (3/19/66)
 20, Matt Carlino vs. Baylor (4/2/13)
 19, Terrell Lyday vs Southern Illinois (3/20/00)
 18, Dick Nemelka vs Temple (3/14/66)
 18, Jeff Congdon vs Temple (3/14/66)
 18, Jeff Chatman vs UC Irvine (3/18/86)
 18, Jeff Chatman vs Ohio State (3/21/86)
 17, Tyler Haws vs. Mercer (3/25/13)
 16, Brandon Davies vs. Mercer (3/25/13)
 16, Travis Hansen vs Memphis (3/20/02)

3-POINT FIELD GOALS

5, Terrell Lyday vs Bowling Green (3/15/00)
 5, Matt Carlino vs. Mercer (3/25/13)
 5, Brock Zylstra at Southern Miss (3/27/13)
 5, Matt Carlino vs. Baylor (4/2/13)

4, Daniel Bobik at Memphis (3/20/02)
 4, Matt Carlino vs. Washington (3/19/13)
 4, Brock Zylstra vs. Mercer (3/25/13)
 4, Matt Carlino at Southern Miss (3/27/13)
 3, Mark Bigelow vs UC Irvine (3/14/02)
 3, Mark Bigelow at Memphis (3/20/02)
 3, Robbie Reid vs ASU (3/17/94)
 3, Michael Vranes vs Southern Illinois (3/20/00)

3-POINT FIELD GOALS ATTEMPTED

14, Matt Carlino vs. Baylor (4/2/13)
 11, Terrell Lyday vs Notre Dame (3/22/00)
 11, Matt Carlino at Southern Miss (3/27/13)
 10, Matt Carlino vs. Mercer (3/25/13)
 9, Brock Zylstra at Southern Miss (3/27/13)
 8, Matt Carlino vs. Washington (3/19/13)
 8, Brock Zylstra vs. Mercer (3/25/13)
 7, Robbie Reid vs ASU (3/17/94)
 6, Robbie Reid vs Fresno State (3/22/94)
 6, Terrell Lyday vs Bowling Green (3/15/00)
 6, Terrell Lyday vs Southern Illinois (3/20/00)
 6, Mark Bigelow vs UC Irvine (3/14/02)

FREE THROWS

12, Fred Roberts vs Washington (3/10/82)
 10, Brandon Davies vs. Mercer (3/25/13)
 8, Steve Kramer vs Temple (3/14/66)
 8, Tom Gneiting vs SMU (3/13/86)
 7, Richie Webb vs UC Irvine (3/18/86)
 7, Steve Kramer vs. Army (3/17/66)
 7, Dick Nemelka vs. Temple (3/14/66)
 7, Craig Raymond vs. Army (3/17/66)
 7, Bob Capener vs Ohio State (3/21/86)
 7, Tyler Haws vs. Mercer (3/25/13)
 7, Tyler Haws vs. Baylor (4/2/13)
 6, Jim Eakins vs. Temple (3/14/66)
 6, Bob Capener vs. Cal-Irvine (3/18/86)
 6, Kenneth Roberts vs ASU (3/17/94)
 6, Travis Hansen vs UC Irvine (3/14/02)
 6, Trent Plaisted at Houston (3/15/06)
 6, Matt Carlino vs. Washington (3/19/13)
 6, Tyler Haws vs. Washington (3/19/13)

FREE THROWS ATTEMPTED

12, Fred Roberts vs Washington (3/10/82)
 11, Dick Nemelka vs Temple (3/14/66)
 11, Brandon Davies vs. Mercer (3/25/13)
 10, Jeff Chatman vs SMU (3/13/86)
 10, Tom Gneiting vs SMU (3/13/86)
 10, Trent Plaisted at Houston (3/15/06)
 9, Sherman Crump vs. St. Francis (3/8/54)
 9, Brandon Davies vs. Baylor (4/2/13)
 8, Steve Kramer vs. Temple (3/14/66)
 8, Steve Kramer vs. Army (3/17/66)
 8, Craig Raymond vs. Army (3/17/66)
 8, Richie Webb vs UC Irvine (3/18/86)
 8, Bob Capener vs UC Irvine (3/18/86)
 8, Bob Capener vs Ohio State (3/21/86)
 8, Kenneth Roberts vs ASU (3/17/94)

REBOUNDS

18, Craig Raymond vs NYU (3/19/66)
 16, Steve Kramer vs. NYU (3/19/66)
 14, Steve Kramer vs. Army (3/17/66)
 13, Tom Gneiting vs UC Irvine (3/18/86)
 13, Trent Plaisted at Houston (3/15/06)
 13, Brandon Davies at Southern Miss (3/27/13)
 12, Steve Kramer vs. Temple (3/14/66)
 12, Tom Gneiting vs SMU (3/13/86)
 11, Tom Gneiting vs Ohio State (3/21/86)
 11, Gary Hill vs. NYU (3/19/66)
 11, Nate Austin vs. Baylor (4/2/13)
 10, Steve Trumbo vs. Washington (3/10/82)
 10, Greg Kite vs. Washington (3/10/82)
 10, Brandon Davies vs. Mercer (3/25/13)
 10, Brock Zylstra at Southern Miss (3/27/13)

9, Russell Larson vs ASU (3/17/94)
 9, Robbie Reid vs Fresno State (3/22/94)
 9, Mekeli Wesley vs Southern Illinois (3/20/00)
 9, Brandon Davies vs. Washington (3/19/13)
 8, Nate Austin at Southern Miss (3/27/13)

ASSISTS

12, Matt Montague vs UC Irvine (3/14/02)
 10, Matt Montague vs Southern Illinois (3/20/00)
 9, Matt Carlino vs. Washington (3/19/13)
 9, Matt Carlino vs. Mercer (3/25/13)
 9, Matt Carlino at Southern Miss (3/27/13)
 8, Richie Webb vs UC Irvine (3/18/86)
 8, Bob Capener vs UC Irvine (3/18/86)
 8, Matt Montague vs Notre Dame (3/22/00)
 6, Bob Capener vs SMU (3/13/86)
 6, Robbie Reid vs Fresno State (3/22/94)
 6, Nathan Cooper vs Bowling Green (3/15/00)
 5, Steve Kramer vs Temple (3/14/66)
 5, Gary Hill vs Temple (3/14/66)
 5, Gary Hill vs NYU (3/19/66)
 5, Matt Montague at Memphis (3/20/02)
 5, Travis Hansen at Memphis (3/20/02)
 5, Rashaun Broadus at Houston (3/15/06)
 5, Lee Cummar at Houston (3/15/06)
 5, Michael Vranes vs. Bowling Green (3/15/00)
 5, Michael Vranes vs. So. Illinois (3/20/00)
 5, Matt Carlino vs Baylor (4/2/13)

BLOCKED SHOTS

4, Greg Kite vs Washington (3/10/82)
 2, Trent Plaisted at Houston (3/15/06)
 3, Kenneth Roberts vs ASU (3/17/94)
 3, Nate Austin vs. Washington (3/19/13)
 2, Alan Pollard vs SMU (3/13/86)
 2, Jeff Chatman vs Ohio State (3/21/86)
 2, Nate Austin vs. Baylor (4/2/13)

STEALS

5, Richie Webb vs SMU (3/13/86)
 4, Mark Bigelow at Memphis (3/20/02)
 3, Travis Hansen vs UC Irvine (3/14/02)
 3, Alan Pollard vs UC Irvine (3/18/86)
 3, David Nielsen vs Bowling Green (3/15/00)
 3, Michael Vranes vs Southern Illinois (3/20/00)

MINUTES

40, Steve Trumbo vs Washington (3/10/82)
 40, Richie Webb vs SMU (3/13/86)
 40, Tom Gneiting vs SMU (3/13/86)
 39, Robbie Reid vs Fresno State (3/22/94)
 39, Matt Carlino at Southern Miss (3/27/13)
 39, Tyler Haws vs. Baylor (4/2/13)
 39, Nate Austin vs. Baylor (4/2/13)

CAREER NIT POINTS (1966-2013)

Tyler Haws – 111
 Roland Minson – 80
 Brandon Davies – 73
 Matt Carlino – 72
 Steve Kramer – 61
 Dick Nemelka – 57
 Joe Richey – 53
 Richie Webb – 52
 Tom Gneiting – 48
 Jeff Chatman – 45
 Brock Zylstra – 43
 Terrell Lyday – 42
 Jeff Congdon – 42
 Travis Hansen – 40
 Mekeli Wesley – 39
 Bob Capener – 38
 Michael Vranes – 37
 Eric Nielsen – 37
 Craig Raymond – 36
 Russell Larson – 35



BYU IN THE NCAA RECORD BOOK

NCAA INDIVIDUAL RECORDS

Place	Category	Stat	Player
1st	Triple-Doubles Season	6	Kyle Collinsworth, 2014-15
T-1st	Triple-Doubles Career	6	Kyle Collinsworth, 2010-11, 13-15
T-2nd	Blocks/Single Game	14	Shawn Bradley, vs. E. Kentucky 12/07/90
3rd	Blocks by Freshman/Season	177	Shawn Bradley, 1991
4th	Blocks/Game by Freshman	5.21	Shawn Bradley, 1991
T-4th	FT Pct by Freshman/season	91.7	Tyler Haws, 2010
8th	Blocks/Season	177	Shawn Bradley, 1991
11th	Points/Season	1,068	Jimmer Fredette, 2010-11
15th	Blocks Per Game/Season	5.21	Shawn Bradley, 1991
20th	Career Points	2,720	Tyler Haws, 2009-10, 12-15
35th	Career Points	2,599	Jimmer Fredette, 2007-11

NCAA TEAM RECORDS

Place	Category	Stat	Season/Opponent
3rd	FT Percentage/Season	81.5	1988-89
T-7th	Regular-Season Conf. Titles	29	(see media guide page 62)
T-9th	Deficit Overcome to Win	25	vs. Iona (78-72), 03/13/12
T-12th	3-point FG Attempts	51	vs. Arizona State, 12/01/92
T-13th	Blocked Shots/Game	17	vs. E. Kentucky, 12/07/90
12th	All-Time Victories	1738	
T-14th	3-Point FG Percentage/Game	.833	vs. Texas (10-12), 11/25/13
T-20th	Blocked Shots/Season	246	1991
T-28th	3-Point FG Percentage/Game	81.3	vs. New Mexico, 01/26/08
T-23rd	FT Percentage/Game	93.8	vs. Weber State, 12/28/00
T-29th	FT Percentage/Season	79.0	2009-10
28th	All-Time Winning Percentage	.624	
T-22nd	Blocks/season	246	1990-91

NCAA ANNUAL CHAMPIONS

Team Free-Throw Percentage	81.5	1989
	77.3	1995
	78.0	2001
	79.0	2010
	79.0	2010
Individual Blocked Shot Average	5.21	Shawn Bradley, 1991
Individual Free-Throw Percentage	92.5	Michael Smith, 1989
Points Per Game	28.9	Jimmer Fredette, 2011

SCORING LEADERS

There have been 500-plus players in the history of the NCAA to score at least 2,000 points in their career. Five BYU players – Danny Ainge, Michael Smith, Devin Durrant, Jimmer Fredette and Tyler Haws – have accomplished the feat. Haws scored 2,720 points, Fredette 2,599 points, Ainge 2,467, Smith 2,319 and Durrant 2,285 for the Cougars.

YEARS RANKED/HIGHEST RANKING

AP POLL

Year	Rank
1950-51	11
1953-54	19
1955-56	5
1964-65	9
1965-66	6
1966-67	7
1970-71	20
1971-72	6
1972-73	12
1979-80	12
1980-81	15
1981-82	15
1987-88	3
1992-93	21
2006-07	21
2007-08	20
2008-09	25
2009-10	10
2010-11	3

FINAL REGULAR-SEASON RANKINGS

1951 11th (AP)	10th (UPI)
1954 19th (AP)	
1957 14th (UPI)	
1965 9th (AP)	6th (UPI)
1966 19th (AP)	
1971 20th (AP)	11th (UPI)
1972 8th (AP)	9th (UPI)
1980 12th (AP)	12th (UPI)
1981 16th (AP)	17th (UPI)
1988 19th (AP)	17th (UPI)
2007 24th (AP)	
2010 17th (AP)	22nd (CP)
2011 10th (AP)	13th (CP)



BYU SERIES RECORD AS A RANKED TEAM

vs. Air Force (9-0)
 vs. Alaska (1-0)
 vs. Arizona (4-0)
 vs. Arizona State (2-1)
 vs. Boise State (0-1)
 vs. Baylor (1-0)
 vs. Bradley (0-1)
 vs. Buffalo (1-0)
 vs. Cincinnati (1-0)
 vs. Clemson (0-1)
 vs. Colorado (2-0)
 vs. Colorado State (17-1)
 vs. Cornell (1-0)
 vs. Creighton (2-0)
 vs. CS Fullerton (2-0)
 vs. Dayton (1-0)
 vs. Denver (1-0)
 vs. Detroit (1-0)
 vs. Florida (1-1)
 vs. Florida State (1-0)
 vs. Fresno Pacific (1-0)
 vs. Gonzaga (1-0)
 vs. Hawaii (8-0)
 vs. Illinois (1-1)
 vs. Indiana (0-1)
 vs. Indiana State (2-0)
 vs. Kansas (0-1)
 vs. Kansas State (1-2)
 vs. Lamar (1-0)
 vs. La Salle (1-1)
 vs. Long Beach State (0-3)
 vs. Louisville (0-1)
 vs. Miami (1-0)
 vs. Michigan (0-1)
 vs. Michigan State (1-1)
 vs. New Mexico (10-8)
 vs. New Mexico State (1-0)
 vs. NC-Charlotte (2-0)
 vs. North Carolina State (0-1)
 vs. North Texas (1-0)
 vs. Notre Dame (1-0)
 vs. Oklahoma City (0-1)
 vs. Oklahoma State (2-0)
 vs. Oral Roberts (1-0)
 vs. Oregon (4-1)
 vs. Oregon State (0-5)
 vs. Pacific (0-1)
 vs. Penn State (1-0)
 vs. Pepperdine (1-0)
 vs. Portland (1-0)
 vs. Princeton (1-0)
 vs. Rice (1-0)

vs. Sacramento State (1-0)
 vs. San Diego (1-0)
 vs. San Diego State (6-5)
 vs. San Jose State (1-0)
 vs. Santa Clara (1-1)
 vs. Seattle (0-1)
 vs. Seton Hall (1-0)
 vs. Southern Utah (1-0)
 vs. St. Bonaventure (1-0)
 vs. St. Louis (1-0)
 vs. St. Mary's (2-0)
 vs. St. Joseph's (1-0)
 vs. TCU (6-0)
 vs. Tennessee (0-1)
 vs. Texas A&M (1-0)
 vs. Toledo (1-0)
 vs. Tulsa (2-0)
 vs. UAB (0-1)
 vs. UCLA (1-3)
 vs. UCSB (1-0)
 vs. UNLV (5-4)
 vs. Utah (12-5)
 vs. Utah State (9-0)
 vs. UTEP (10-4)
 vs. Vermont (1-0)
 vs. Virginia (0-1)
 vs. Wake Forest (0-1)
 vs. Washington (1-1)
 vs. Weber State (3-0)
 vs. Wyoming (12-4)
 vs. Xavier (0-1)

BYU RECORD WHEN RANKED

No. 1 (0-0)
 No. 2 (0-0)
 No. 3 (3-2)
 No. 4 (0-0)
 No. 5 (0-2)
 No. 6 (4-1)
 No. 7 (11-6)
 No. 8 (12-3)
 No. 9 (5-3)
 No. 10 (9-2)
 No. 11 (9-4)
 No. 12 (10-4)
 No. 13 (5-0)
 No. 14 (8-1)
 No. 15 (13-9)
 No. 16 (7-2)
 No. 17 (8-1)
 No. 18 (17-4)
 No. 19 (16-3)
 No. 20 (10-7)

No. 21 (6-2)
 No. 22 (0-0)
 No. 23 (10-2)
 No. 24 (1-1)
 No. 25 (5-4)

BYU SERIES RECORD VS. RANKED TEAMS

vs. Air Force (2-0)
 vs. Arizona (0-7)
 vs. Arizona State (1-5)
 vs. Baylor (0-1)
 vs. California (0-1)
 vs. Clemson (0-1)
 vs. Connecticut (0-1)
 vs. Dayton (1-0)
 vs. Duke (0-1)
 vs. Florida (0-1)
 vs. Florida State (1-0)
 vs. Georgetown (0-1)
 vs. Gonzaga (3-5)
 vs. Houston (0-2)
 vs. Idaho State (1-0)
 vs. Illinois (1-0)
 vs. Indiana (0-2)
 vs. Iowa (0-1)
 vs. Iowa State (0-1)
 vs. Kansas (1-1)
 vs. Kansas State (1-3)
 vs. Kentucky (0-3)
 vs. La Salle (0-1)
 vs. Long Beach State (0-2)
 vs. Louisiana State (0-1)
 vs. Louisville (1-1)
 vs. Marquette (0-1)
 vs. Michigan (1-1)
 vs. Michigan State (0-2)
 vs. Mississippi State (0-1)
 vs. New Mexico (4-14)
 vs. New Mexico State (0-2)
 vs. New Orleans (0-1)
 vs. North Carolina (0-5)
 vs. North Carolina State (0-3)
 vs. Notre Dame (2-1)
 vs. Ohio State (0-2)
 vs. Oklahoma (1-0)
 vs. Oklahoma City (0-1)
 vs. Oklahoma State (2-0)
 vs. Oregon (0-1)
 vs. Oregon State (0-2)
 vs. Pittsburgh (1-0)
 vs. Saint Mary's (0-1)
 vs. St. John's (0-3)
 vs. St. Joseph's (1-0)

vs. Saint Louis (2-0)
 vs. San Diego State (2-2)
 vs. San Francisco (0-1)
 vs. South Carolina (0-1)
 vs. Stanford (1-0)
 vs. Syracuse (0-1)
 vs. Texas (0-1)
 vs. Tulsa (0-1)
 vs. UCLA (2-4)
 vs. UMass (0-1)
 vs. UNLV (2-2)
 vs. USC (0-1)
 vs. Utah (5-27)
 vs. Utah State (2-2)
 vs. UTEP (5-3)
 vs. Villanova (1-0)
 vs. Virginia (0-1)
 vs. Wake Forest (0-1)
 vs. Washington (1-1)
 vs. Wichita State (0-3)
 vs. Wisconsin (0-1)
 vs. Wyoming (8-1)

BYU RECORD WHEN FACING TEAMS RANKED

No. 1 (0-4)
 No. 2 (1-9)
 No. 3 (2-6)
 No. 4 (1-5)
 No. 5 (1-11)
 No. 6 (2-5)
 No. 7 (3-10)
 No. 8 (2-6)
 No. 9 (3-9)
 No. 10 (5-5)
 No. 11 (1-7)
 No. 12 (3-7)
 No. 13 (5-7)
 No. 14 (1-5)
 No. 15 (3-5)
 No. 16 (4-4)
 No. 17 (2-3)
 No. 18 (5-3)
 No. 19 (3-4)
 No. 20 (2-6)
 No. 21 (1-5)
 No. 22 (0-0)
 No. 23 (0-3)
 No. 24 (1-1)
 No. 25 (5-4)

NOTE: Associated Press rankings





BYU ALL-TIME VS. RANKED TEAMS

DATE	OPPONENT	SCORE W/L	DATE	OPPONENT	SCORE W/L	DATE	OPPONENT	SCORE W/L
1948-49			12/30/66	at No. 8 St. John's	73-76 L	1981-82		
1/29/49	at No. 10 Utah	56-55 W	1/21/67	No. 9 New Mexico	89-73 W	11/27/81	at No. 2 UCLA	79-75 W
1/31/49	No. 10 Utah	65-45 W	1/28/67	vs. No. 6 UTEP	76-85 L	12/5/81	No. 18 UNLV	63-66 L
2/18/49	at No. 14 Utah	49-58 L	1967-68			1982-83		
2/19/49	No. 14 Utah	52-54 L	12/16/67	at No. 2 Houston	69-102 L	12/27/82	at No. 7 St. John's	64-75 L
2/21/49	No. 19 Wyoming	50-48 W	1/20/68	at No. 6 New Mexico	69-84 L	1983-84		
1949-50			2/16/68	No. 5 New Mexico	67-76 L	12/17/83	at No. 2 Kentucky	59-93 L
3/3/50	No. 18 Wyoming	55-44 W	1968-69			12/28/83	at No. 7 UCLA	73-82 L
3/4/50	No. 18 Wyoming	70-52 W	12/14/68	vs. No. 12 Houston	75-98 L	2/4/84	at No. 7 UTEP	77-86 L
3/25/50	vs. No. 7 UCLA	83-62 W	3/8/69	at No. 12 New Mex. St.	62-74 L	2/11/84	at No. 3 Georgetown	51-67 L
1950-51			1969-70			3/1/84	No. 8 UTEP	83-65 W
1/8/51	at No. 10 Wyoming	61-57 W	12/11/69	No. 3 New Mexico St.	78-80 L	3/17/84	vs. No. 3 Kentucky	68-93 L
1/19/51	No. 13 Wyoming	64-58 W	3/4/70	No. 18 Utah State	73-86 L	1984-85		
1/20/51	No. 13 Wyoming	65-38 W	1970-71			12/22/84	No. 7 Washington	84-75 W
3/12/51	vs. No. 10 St. Louis	75-58 W	12/11/70	at No. 9 So. California	65-101 L	1/2/85	at No. 19 UTEP	64-69 L
3/17/51	vs. No. 13 Dayton	62-43 W	12/19/70	No. 15 Utah St.	111-83 W	1985-86		
3/23/51	vs. No. 4 Kansas St.	54-64 L	12/29/70	vs. No. 11 Villanova	102-93 W	1/13/86	No. 16 Notre Dame	80-76 W
3/24/51	vs. No. 15 Washington	67-80 L	1/23/71	at No. 12 Utah St.	70-72 L	2/15/86	No. 15 UTEP	72-69 W
1951-52			3/13/71	at No. 16 Utah St.	91-82 W	1986-87		
12/28/51	vs. No. 1 Kentucky	64-84 L	3/18/71	vs. No. 1 UCLA	73-91 L	12/9/86	at No. 4 Iowa	75-86 L
3/1/52	at No. 16 Wyoming	49-55 L	1971-72			12/23/86	No. 14 Pittsburgh	93-73 W
1952-53			12/28/71	vs. No. 7 Indiana	50-61 L	3/12/87	vs. No. 16 New Orleans	79-83 L
12/22/52	No. 17 St. Louis	86-69 W	3/11/72	vs. No. 5 L. Beach St.	90-95 L	1987-88		
12/31/52	at No. 9 N.C. State	59-75 L	1972-73			1/15/88	at No. 12 Wyoming	83-67 W
1953-54			12/7/72	vs. No. 18 Michigan	83-77 W	1/21/88	at No. 18 UTEP	81-71 W
12/30/53	vs. No. 13 La Salle	62-74 L	12/29/72	vs. No. 12 Florida St.	80-77 W	2/11/88	No. 18 Wyoming	78-69 W
1954-55			12/30/72	vs. No. 6 L. Beach St.	89-101 L	1989-90		
2/11/55	No. 5 Utah	76-74 W	1973-74			3/19/90	vs. No. 17 Clemson	47-49 L
2/12/55	at No. 5 Utah	71-78 L	12/15/73	at No. 15 Kansas St.	85-95 L	1990-91		
1955-56			12/26/73	vs. No. 7 Indiana	52-96 L	12/8/90	No. 17 St. John's	62-67 L
12/21/55	at No. 2 N.C. State	81-95 L	1/5/74	at No. 12 New Mexico	75-84 L	12/27/90	vs. No. 12 S. Carolina	49-52 L
1/21/56	No. 14 Oklahoma City	60-62 L	1/25/74	No. 20 Arizona St.	89-71 W	2/16/91	at No. 14 Utah	74-81 L
1956-57			1974-75			3/2/91	No. 9 Utah	71-72 L
3/15/57	vs. No. 13 California	59-86 L	1/10/75	No. 12 Arizona St.	80-110 L	3/9/91	vs. No. 8 Utah	51-49 W
3/16/57	vs. No. 16 Idaho St.	65-54 W	1/11/75	No. 10 Arizona	66-83 L	3/16/91	vs. No. 8 Arizona	61-76 L
1958-59			2/14/75	at No. 19 Arizona	81-97 L	1991-92		
12/15/58	No. 3 Kansas St.	77-68 W	2/15/75	at No. 8 Arizona St.	79-99 L	12/28/91	vs. No. 11 Michigan	83-86 L
1/23/59	No. 20 Utah	56-70 L	3/1/75	No. 15 UTEP	65-54 W	2/1/92	No. 19 UTEP	80-63 W
1959-60			1976-77			3/19/92	No. 25 Louisiana St.	83-94 L
12/22/59	No. 3 Ohio St.	79-91 L	12/20/76	at No. 11 N. Carolina	93-113 L	1992-93		
1/22/60	at No. 7 Utah	69-76 L	1/22/77	at No. 16 Arizona	85-113 L	12/21/92	vs. No. 9 Oklahoma	76-75 W
1/29/60	at No. 9 Utah St.	53-84 L	2/17/77	No. 17 Arizona	62-64 L	12/23/92	vs. No. 1 Duke	66-89 L
2/13/60	No. 7 Utah St.	64-75 L	3/5/77	No. 20 Utah	54-67 L	2/27/93	at No. 11 Utah	83-89 L
2/25/60	No. 5 Utah	75-87 L	1977-78			3/20/93	vs. No. 9 Kansas	76-90 L
1960-61			12/28/77	vs. No. 2 N. Carolina	81-94 L	1993-94		
12/20/60	No. 20 Kansas	80-70 W	1/26/78	at No. 10 New Mexico	82-95 L	12/4/93	vs. No. 4 N. Carolina	65-97 L
12/27/60	at No. 5 Louisville	67-95 L	2/25/78	No. 5 New Mexico	66-71 L	1994-95		
1962-63			3/4/78	at No. 19 Utah	74-81 L	11/23/94	vs. No. 19 Okla. St.	69-59 W
12/31/62	at No. 2 Ohio St.	91-97 L	1978-79			1995-96		
1/11/63	at No. 3 Arizona St.	84-89 L	12/2/78	at No. 13 Texas	57-96 L	12/2/95	at No. 8 Mississippi St.	74-79 L
2/16/63	No. 5 Arizona St.	87-104 L	3/10/79	vs. No. 19 San Fran.	63-86 L	1/2/96	at No. 15 Utah	77-83 L
1963-64			1979-80			3/2/96	No. 10 Utah	85-96 L
12/30/63	vs. No. 9 Oregon St.	58-68 L	12/28/79	vs. No. 18 Oregon St.	71-86 L	1996-97		
1964-65			1980-81			1/11/97	No. 9 Utah	51-61 L
12/11/64	at No. 2 Wichita St.	76-93 L	12/19/80	vs. No. 17 Illinois	80-75 W	1/25/97	No. 24 Tulsa	56-72 L
12/12/64	at No. 2 Wichita St.	65-81 L	1/31/81	at No. 9 Utah	56-60 L	2/3/97	at No. 13 New Mexico	32-74 L
3/13/65	No. 2 UCLA	76-100 L	3/7/81	No. 9 Utah	95-76 W	2/6/97	at No. 5 Utah	49-85 L
1965-66			3/14/81	vs. No. 10 UCLA	78-55 W	2/27/97	No. 11 New Mexico	48-90 L
12/21/65	No. 2 St. Joseph's	103-83 W	3/19/81	vs. No. 7 Notre Dame	51-50 W	1997-98		
1966-67			3/21/81	vs. No. 5 Virginia	60-74 L	1/10/98	No. 3 Utah	61-71 L
						1/29/98	No. 14 New Mexico	54-72 L
						2/5/98	at No. 5 Utah	68-83 L
						2/26/98	at No. 16 New Mexico	83-62 W

1998-99

11/28/98	No. 11 Arizona	74-78	L
1/30/99	at No. 12 New Mexico	68-78	L
2/6/99	No. 20 Utah	46-71	L
2/25/99	No. 21 New Mexico	64-85	W
3/4/99	No. 8 Utah	62-81	L

1999-00

12/1/99	at No. 4 Arizona	62-86	L
2/12/00	at No. 21 Utah	62-77	L

2001-02

12/22/01	No. 13 Stanford	81-76	W
----------	-----------------	-------	---

2002-03

2/24/03	at No. 23 Utah	64-71	L
3/20/03	vs. No. 23 Connecticut	53-58	L

2003-04

12/6/03	vs. No. 25 Okla. St.	76-71	W
3/18/04	vs. No. 20 Syracuse	75-80	L

2004-05

11/22/04	vs. No. 4 N. Carolina	50-86	L
12/21/04	No. 16 N. Carolina St.	61-72	L
1/31/05	No. 25 Utah	58-72	L
2/26/05	at No. 13 Utah	60-69	L

2006-07

11/15/06	at No. 5 UCLA	69-82	L
12/9/06	vs. No. 25 Michigan St.	61-76	L
1/27/07	No. 13 Air Force	61-52	W
2/3/07	No. 25 UNLV	90-63	W
2/27/07	at No. 25 Air Force	62-58	W
3/10/07	at No. 25 UNLV	70-78	L

2007-08

11/23/07	vs. No. 6 Louisville	78-76	W
11/24/07	vs. No. 1 N. Carolina	63-73	L
12/8/07	vs. No. 9 Michigan St.	61-68	L

2008-09

12/20/08	vs. No. 20 Arizona St.	75-76	L
1/3/09	No. 6 Wake Forest	87-94	L

2009-10

1/23/10	at No. 23 New Mexico	72-76	L
2/27/10	No. 10 New Mexico	81-83	L
3/20/10	vs. No. 7 Kansas State	72-84	L

2010-11

1/5/11	at No. 25 UNLV	89-77	W
1/26/11	No. 4 San Diego St.	71-58	W
2/26/11	at No. 6 San Diego St.	80-67	W
3/12/11	vs. No. 7 San Diego St.	54-72	L
3/24/11	vs. No. 15 Florida (OT)	74-83	L

2011-12

11/26/11	No. 11 Wisconsin	56-73	L
12/17/11	vs. No. 6 Baylor	83-86	L
1/28/12	vs. No. 21 Saint Mary's	66-80	L
2/2/12	vs. No. 24 Gonzaga	83-73	W
3/15/12	No. 11 Marquette	68-88	L

2012-13

11/17/12	vs. No. 20 Notre Dame	68-78	L
1/24/13	at No. 10 Gonzaga	63-83	L
2/28/13	No. 2 Gonzaga	65-70	L

2013-14

11/20/13	vs. No. 21 Iowa State	88-90	L
11/26/13	vs. No. 12 Wichita St.	62-75	L
12/7/13	at No. 21 UMass	96-105	L
12/21/13	at No. 13 Oregon (OT)	96-100	L
1/25/14	at No. 21 Gonzaga	69-84	L
2/20/14	vs. No. 25 Gonzaga	73-65	W

2014-15

11/24/14	vs. No. 15 San Diego St. (20T)	87-92	L
12/10/14	vs. No. 13 Utah	61-65	L
12/27/14	vs. No. 8 Gonzaga	80-87	L
2/28/15	at No. 3 Gonzaga	73-70	W
3/10/15	vs. No. 7 Gonzaga	75-91	L

BYU all-time record vs. ranked teams: 56-134
NOTE: Associated Press rankings

BYU AS A RANKED TEAM

Overall Record: 185-68

BYU Record at Home: 99-14 (78-11 in the Marriott Center)

Last Home Win: 3-5-11, No. 3 BYU vs. Wyoming (102-78)

Last Home Loss: 3-2-11, No. 3 BYU vs. New Mexico (64-82)

BYU Record on the Road: 53-32

Last Road Win: 2-26-11, No. 7 BYU at No. 4 San Diego State (80-67)

Last Road Loss: 1-29-11, No. 9 BYU at New Mexico (77-86)

BYU Record at Neutral Sites: 33-22

Last Neutral Site Win: 3-11-11, No. 8 BYU vs. New Mexico (87-76)

Last Neutral Site Loss: 3-24-11, No. 10 BYU vs. No. 15 Florida (74-83 20T)

BYU Record at NCAA Tournament: 8-13

BYU Record under Dave Rose: 57-16

BYU Record in Overtime Games: 2-1

Longest BYU Win Streak: 12 (1980)

Longest Opponent Win Streak: 4 (twice, 1951-54 and 1966-71)

Largest BYU Margin of Victory: 51 (108-57) No. 9 BYU vs. St. Mary's, 12-10-66

Largest Opponent Margin of Victory: 27 (50-77) No. 19 BYU at Bradley, 1-2-54

Most Points Scored by BYU: 128 (128-78) No. 23 BYU vs. Sacramento St., 2-25-93

Most Points Scored by Opponent: 112 (102-112) No. 9 BYU vs. Oklahoma City, 3-14-65

Last 10 (7-3)

3/24/11	vs Florida (OT)	74-83	L
3/19/11	vs Gonzaga	89-67	W
3/17/11	vs Wofford	74-66	W
3/12/11	vs San Diego State	54-72	L
3/11/11	vs New Mexico	87-76	W
3/10/11	vs TCU	64-58	W
3/05/11	Wyoming	102-78	W
3/02/11	New Mexico	64-82	L
2/26/11	at San Diego State	80-67	W
2/23/11	Colorado State	84-76	W

BYU VS. RANKED OPPONENTS

Overall Record: 56-134

BYU Record at Home: 29-39 (16-27 in the Marriott Center)

Last Home Win: 2/20/14 vs. No. 25 Gonzaga (73-65)

Last Home Loss: 12/27/14 vs. No. 8 Gonzaga (80-87)

BYU Record on the Road: 11-53

Last Road Win: 2/28/15 at No. 3 Gonzaga (73-70)

Last Road Loss: 1/25/14 at No. 21 Gonzaga (69-84)

BYU Record at Neutral Sites: 16-42

Last Neutral Site Win: 11-23-07 vs. No. 6 Louisville (78-76)

Last Neutral Site Loss: 3/10/15 vs. No. 7 Gonzaga (75-91)

BYU Record at NCAA Tournament: 5-20

BYU Record Under Dave Rose: 10-25

BYU Record in Overtime Games: 0-3

Longest BYU Win Streak: 9 (1949-1951)

Longest Opponent Win Streak: 11 (twice, 1976-1979 and 1995-1998)

Largest BYU Margin of Victory: 28 (111-83) No. 15 Utah State, 12-19-70

Largest Opponent Margin of Victory: 44 (52-96) vs. No. 7 Indiana, 12-26-73

Most Points Scored by BYU: 111 (111-83) vs. No. 15 Utah State, 12-19-70

Most Points Scored by Opponent: 113 twice in 1976-77

Last 10 (2-8)

3/10/15	vs. No. 7 Gonzaga	75-91	L
2/28/15	at No. 3 Gonzaga	73-70	W
12/27/14	vs. No. 8 Gonzaga	80-87	L
12/10/14	vs. No. 13 Utah	61-65	L
11/24/14	vs. No. 15 San Diego St. (20T)	87-92	L
2/20/14	No. 25 Gonzaga	73-65	W
1/25/14	at No. 21 Gonzaga	69-84	L
12/21/13	at No. 13 Oregon (OT)	96-100	L
12/7/13	at No. 21 UMass	96-105	L
11/26/13	vs. No. 12 Wichita St.	62-75	L

2014-15 SEASON IN REVIEW



HAWS

The 2014-15 season marked BYU basketball's 10th under Dave Rose and the Cougars turned in yet another strong campaign.

BYU finished 25-10 overall, 13-5 in the West Coast Conference, advanced to the WCC tournament final and received an at-large bid to the 2015 NCAA Tournament. Rose and the Cougars extended their program record streaks to 10-straight 20-win seasons and 10-straight trips to the postseason. The 25 wins gave Rose his seventh 25-win season and the NCAA tournament bid was the program's eighth in nine years.

Senior guard Tyler Haws concluded his career as BYU's all-time leader in numerous categories, including all-time scoring leader with 2,720 career points. He averaged 22.2 points per game to lead the West Coast Conference and finished third in the nation in scoring. A model of consistency, Haws scored in double figures 34 times and posted 20-plus points 24 times. Haws was named AP All-America Honorable Mention, Senior CLASS Award All-America Second Team, All-WCC First Team, WCC All-Tournament and USBWA and NABC All-District First Team.

Coming off a torn ACL suffered at the end of the 2013-14 season, junior guard Kyle Collinsworth wasted little time re-establishing himself as one of the most versatile players in the country. He posted an NCAA single-season record six triple-doubles and averaged 13.8 points, 8.7 rebounds, 6.0 assists and 1.8 steals. Collinsworth finished the season as the only player in the country ranked



COLLINSWORTH

among the top 100 in rebounds, assists and steals. A four-time WCC Player of the Week, he earned several post-season honors, including AP All-America Honorable Mention, a spot on the Lute Olson All-America team and All-WCC First Team.

Chase Fischer etched his name in the record books for his outside shooting prowess in his first season at BYU. The Wake Forest transfer averaged 13.2 points, 2.2 rebounds and 2.0 assists while hitting 103 3s, the second most in a single season in BYU history. The Ripley, West Virginia, native also had the second-most games with five 3s (eight) in a single season and tied for the second-most games with three 3s (17). Fischer set the BYU record for 3s in a single game with 10 against Chaminade at the Maui Invitational.

Senior guards Skyler Halford and Anson Winder played the best basketball of their careers in 2014-15. Winder averaged career highs of 12.7 points, 3.4 rebounds and 1.8 assists while earning All-WCC Honorable Mention. He scored in double figures 20 times and posted a career-best 25 points against UMass. Halford established himself as the most accurate deep threat in the WCC, shooting a league-best 48.1 percent from three. He averaged 8.8 points and was at his best during the second half of the season as he scored in double figures in 13 of the last 16 games of the season.

Another Cougar who emerged in his first year with the program was freshman big man Corbin Kaufusi. Originally recruited to play football at BYU, Kaufusi switched sports after growing several inches during a two-year mission in South Korea. He started the final 13 games of the



WINDER

season and registered 3.4 points, 3.9 rebounds while swatting 34 shots, the third most ever by a Cougar freshman. Senior forward Josh Sharp also saw an increased role late in the season as he started the team's final 10 games. His strong defensive play helped BYU finish strong and capture a bid to the NCAA tournament.

The nonconference portion of the schedule featured road wins at Utah State and Weber State and home wins against Stanford and UMass. Tyler Haws scored 35 in the win at Utah State, BYU's first win in the Spectrum since 2000. After posting a 5-4 record in the first half of league play, the Cougars finished strong, going 8-1 to claim the second seed in the WCC tournament. The second half finish was highlighted by a six-game winning streak that was capped by a victory at No. 3/2 Gonzaga. The win over the Bulldogs was BYU's first against a top-3 team since 1981 and snapped Gonzaga's 41-game home win streak.

BYU's strong finish to the regular season carried over to the WCC tournament. The Cougars defeated Santa Clara 78-76 on a late jumper by Haws to advance to the semifinals against Portland. Kyle Collinsworth registered his sixth triple-double to tie the NCAA career record as the Cougars flew past the Pilots, 82-69.

The Cougars fell to Gonzaga in the championship but did enough to earn their eighth NCAA tournament at-large bid in nine years. No. 11 seed BYU took on fellow No. 11 seed Ole Miss in the First Four in Dayton, Ohio. Despite 33 points from Haws, the Cougars could not hold off Ole Miss and fell 94-90 to end the season.



FISCHER



NCAA TOURNAMENT

2014-15 GAME RESULTS

RECORD	OVERALL	HOME	AWAY	NEUTRAL
ALL GAMES	25-10	13-3	8-3	4-4
CONFERENCE	13-5	7-2	6-3	0-0
NON-CONFERENCE	12-5	6-1	2-0	4-4

DATE	OPPONENT	W/L	SCORE	ATTEND
11/14/14	LONG BEACH STATE	W	95-90	16778
~11/18/14	ARKANSAS-LITTLE ROCK	W	91-62	12469
11/19/14	SOUTHERN VIRGINIA	W	101-48	13099
~11-24-14	vs SAN DIEGO STATE	L (2OT)	87-92	2400
~11-25-14	vs Chaminade	W	121-85	2400
~11-26-14	vs PURDUE	L (OT)	85-87	2400
11/29/14	EASTERN KENTUCKY	W	90-76	16770
12/02/14	at Utah State	W	91-81	10270
#12/06/14	vs Hawaii	W	90-70	13623
12/10/14	UTAH	L	61-65	20900
12/13/14	at Weber State	W	76-60	10122
12/20/14	STANFORD	W	79-77	13247
12/23/14	UMASS	W (OT)	77-71	15789
*12/27/14	GONZAGA	L	80-87	20900
*12/29/14	PORTLAND	W	97-88	17452
*01/01/15	at Santa Clara	W	81-46	2375
*01/03/15	at San Francisco	W	99-68	2585
*01/08/15	PEPPERDINE	L	61-67	15852
*01/10/15	LOYOLA MARYMOUNT	W	85-72	16912
*01/15/15	at Pacific	W	93-80	3626
*01/17/15	at Saint Mary's	L	77-82	3500
*01/24/15	at San Diego	L	74-77	2463
*01/29/15	SAN FRANCISCO	W	78-74	12452
*01/31/15	SANTA CLARA	W	78-57	17771
*02/05/15	at Pepperdine	L	74-80	2630
*02/07/15	at Loyola Marymount	W	87-68	3232
*02/12/15	SAINT MARYS	W	82-60	14317
*02/14/15	PACIFIC	W	84-59	16202
*02/19/15	SAN DIEGO	W	75-62	17092
*01/01/15	at Portland	W	82-69	3743
*02/28/15	at Gonzaga	W	73-70	6000
+03/07/15	vs Santa Clara	W	78-76	8537
+03/09/15	vs Portland	W	84-70	8546
+03/10/15	vs Gonzaga	L	75-91	8585
@03/17/15	vs Ole Miss	L	90-94	12124

~ EA SPORTS Maui Invitational
 # at EnergySolutions Arena
 * Conference game
 + WCC Championships
 @ NCAA tournament



KAUFUSI



2014-15 TEAM STATISTICS - ALL GAMES

TEAM STATISTICS	BYU	OPP
SCORING	2931	2561
Points per game	83.7	73.2
Scoring margin	+10.6	-
FIELD GOALS-ATT	976-2090	894-2052
Field goal pct	.467	.436
3 POINT FG-ATT	300-763	218-666
3-point FG pct	.393	.327
3-pt FG made per game	8.6	6.2
FREE THROWS-ATT	679-886	555-793
Free throw pct	.766	.700
F-Throws made per game	19.4	15.9
REBOUNDS	1349	1185
Rebounds per game	38.5	33.9
Rebounding margin	+4.7	-
ASSISTS	594	493
Assists per game	17.0	14.1
TURNOVERS	417	456
Turnovers per game	11.9	13.0
Turnover margin	+1.1	-
Assist/turnover ratio	1.4	1.1
STEALS	257	231
Steals per game	7.3	6.6
BLOCKS	103	125
Blocks per game	2.9	3.6
ATTENDANCE	258002	109161
Home games-Avg/Game	16-16125	11-4595
Neutral site-Avg/Game	-	8-7327

SCORE BY PERIODS	1st	2nd	OT	OT2	Total
BYU	1375	1517	28	11	2931
Opponents	1170	1351	24	16	2561

HALFORD





BYU IN THE 2014-15 WCC AND NCAA STATISTICAL RATING

WCC STATS	ALL	CONFERENCE	WCC - INDIVIDUAL	TOP BYU PLAYER - ALL	TOP BYU PLAYER - CONFERENCE
Scoring Offense	1	1	Scoring	Tyler Haws - 1	Tyler Haws - 1
Scoring Defense	10	7	Rebounding	Kyle Collinsworth - 2	Kyle Collinsworth - 1
Scoring Margin	2	2	FG Percentage	Tyler Haws - 13	Skyler Halford - 4
FT Percentage	1	1	Assists	Kyle Collinsworth - 2	Kyle Collinsworth - 1
FG Percentage	2	3	FT Percentage	Tyler Haws - 3	Tyler Haws - 4
FG Percentage Defense	7	5	Steals	Kyle Collinsworth - 2	Anson Winder - 3
3FG Percentage	2	4	3FG Percentage	Skyler Halford - 1	Skyler Halford - 2
3FG Percentage Defense	2	2	3FG Made/Game	Chase Fischer - 1	Chase Fischer - 5
3-Point FG Made/Game	1	1	Blocked Shots	Corbin Kaufusi - 8	Corbin Kaufusi - 1
Rebounding Offense	1	1	Assist/TO Ratio	Kyle Collinsworth - 5	Kyle Collinsworth - 2
Rebounding Defense	7	5	Offensive Rebounds	Kyle Collinsworth - 5	Kyle Collinsworth - 5
Rebounding Margin	3	3	Defensive Rebounds	Kyle Collinsworth - 2	Kyle Collinsworth - 1
Blocked Shots	6	T5	Minutes Played	Tyler Haws - 8	Tyler Haws - 9
Assists	1	1			
Steals	1	2	NCAA STATS - INDIVIDUAL	BYU PLAYER	RANK
Turnover Margin	2	2	Points Per Game	Tyler Haws	ACTUAL
Assist/Turnover Ratio	2	2	Field Goal Percentage	Tyler Haws	3 22.2
Offensive Rebounds	2	2	3-Point FGs Per Game	Chase Fischer	95 48.0
Defensive Rebounds	2	2	3-Point FG Percentage	Chase Fischer	18 3.03
Defensive Reb Pct	3	3	Free-Throw Percentage	Chase Fischer	27 41.5
Offensive Reb Pct	4	2	Rebounds Per Game	Tyler Haws	21 87.3
			Assists Per Game	Kyle Collinsworth	42 8.7
			Steals Per Game	Kyle Collinsworth	16 6.0
			Total Points	Kyle Collinsworth	71 1.79
			Total Rebounds	Tyler Haws	1 776
			Assist Turnover Ratio	Kyle Collinsworth	43 286
			Double-Doubles	Kyle Collinsworth	94 2.05
			Triple-Doubles	Kyle Collinsworth	23 14
			Total Assists	Kyle Collinsworth	1 6
			Total Field Goals Made	Kyle Collinsworth	15 197
			Total Minutes	Tyler Haws	5 258
			Total 3-Point FG Attempts	Tyler Haws	155 1125
			Total 3-Point FGs Made	Chase Fischer	22 248
			Total Steals	Chase Fischer	10 103
			Total FG Attempts	Kyle Collinsworth	63 59
			Free Throws Made	Tyler Haws	6 538
			Free Throw Attempts	Tyler Haws	4 206
			Defensive Rebounds/Game	Tyler Haws	11 236
				Kyle Collinsworth	39 6.21

NCAA STATS - TEAM	RANK	BYU
Won-Lost Percentage	40	71.4
Scoring Offense	2	83.7
Scoring Defense	315	73.2
Scoring Margin	17	10.6
Field-Goal Percentage	39	46.7
Field-Goal Pct Defense	203	43.6
3-Point Field Goals/Game	20	8.6
3-Point Field-Goal Pct	16	39.3
3-Point FG Defense	96	32.7
Free-Throw Percentage	8	76.6
Rebound Margin	41	4.7
Assists Per Game	4	17.0
Assist Turnover Ratio	10	1.42
Blocked Shots Per Game	227	2.9
Steals Per Game	56	7.3
Turnovers Per Game	113	11.9
Turnover Margin	94	1.1
Personal Fouls Per Game	312	20.6
Total Blocks	200	103
Total Assists	6	594
Total Rebounds	23	1349
Free Throw Attempts	5	886
Free Throws Made	3	679
3-Point Field Attempts	29	763
Total 3-Point FGs Made	13	300
Total Steals	29	257
Fewest Turnovers	207	417
Fewest Fouls	338	721
Offensive Rebounds/Game	74	12.03
Defensive Rebounds/Game	11	26.51
Total Rebounds/Game	15	38.54



2014-15 BYU/OPPONENT GAME-BY-GAME STATISTICS

Opponent	1st	2nd	Score	Mar	Total FG	FG Pct	3-Pointers	3FG Pct	Free Throws	FT Pct
LONG BEACH STATE	46/47	49/43	95-90	+5	28-54/33-61	.519/.541	11-24/13-22	.458/.591	28-33/11-20	.848/.550
ARK-LITTLE ROCK	37/28	54/34	91-62	+29	37-69/21-61	.536/.344	7-20/6-18	.350/.333	10-20/14-19	.500/.737
SOUTHERN VIRGINIA	49/22	52/26	101-48	+53	37-68/18-62	.544/.290	5-21/3-21	.238/143	22-33/9-11	.667/.818
vs SAN DIEGO STATE	33/41	34/26	87-92	(5)	30-78/32-66	.385/.485	13-30/9-27	.433/.333	14-22/19-31	.636/.613
vs Chaminade	66/43	55/42	121-85	+36	41-74/27-72	.554/.375	17-29/10-25	.586/.400	22-26/21-30	.846/.700
vs PURDUE	35/40	46/41	85-87	(2)	27-62/27-59	.435/.458	7-21/5-17	.333/.294	24-32/28-36	.750/.778
EASTERN KENTUCKY	32/30	58/46	90-76	+14	32-55/24-49	.582/.490	15-28/9-24	.536/.375	11-15/19-23	.733/.826
at Utah State	31/32	60/49	91-81	+10	26-66/26-57	.394/.456	5-25/8-16	.200/.500	34-39/21-30	.872/.700
vs Hawaii	37/30	53/40	90-70	+20	29-60/25-66	.483/.379	9-24/5-18	.375/.278	23-27/15-20	.852/.750
UTAH	31/30	30/35	61-65	(4)	24-65/22-48	.369/.458	7-20/2-14	.350/.143	6-10/19-30	.600/.633
at Weber State	39/25	37/35	76-60	+16	25-46/19-51	.543/.373	12-19/3-12	.632/.250	14-19/19-24	.737/.792
STANFORD	36/35	43/42	79-77	+2	26-61/32-66	.426/.485	6-21/6-15	.286/.400	21-29/17-20	.724/.700
UMASS	32/30	30/32	77-71	+6	23-59/27-59	.390/.458	5-21/5-22	.238/.227	26-32/12-17	.813/.706
GONZAGA	43/43	37/44	80-87	(7)	23-58/32-65	.397/.492	7-25/8-19	.280/.421	27-31/15-15	.871/.714
PORTLAND	43/37	54/51	97-88	+9	33-65/30-63	.508/.476	7-21/9-23	.333/.391	24-31/19-21	.774/.905
at Santa Clara	41/22	40/24	81-46	+35	25-53/17-56	.472/.304	8-22/6-23	.364/.261	23-28/6-15	.821/.400
at San Francisco	57/29	42/39	99-68	+31	33-55/24-58	.600/.414	15-28/7-24	.536/.292	18-25/13-21	.720/.619
PEPPERDINE	29/39	32/28	61-67	(6)	24-63/23-54	.381/.426	6-26/6-19	.231/.316	7-8/15-20	.875/.750
LOYOLA MARYMOUNT	47/36	38/36	85-72	+13	28-55/27-60	.509/.450	13-29/7-14	.448/.500	16-21/11-15	.762/.733
at Pacific	43/34	50/46	93-80	+13	28-52/27-59	.538/.458	10-20/4-18	.500/.222	27-32/22-27	.844/.815
at Saint Mary's	37/45	40/37	77-82	(5)	25-55/29-61	.455/.475	10-25/7-21	.400/.333	17-20/17-26	.850/.654
at San Diego	38/33	36/44	74-77	(3)	28-63/26-60	.444/.433	3-15/5-18	.200/.278	15-17/20-32	.882/.625
SAN FRANCISCO	34/30	44/44	78-74	+4	26-65/27-56	.400/.482	3-20/5-21	.150/.238	23-33/15-24	.697/.625
SANTA CLARA	35/29	43/28	78-57	+21	22-54/21-61	.407/.344	15-29/4-22	.517/.182	19-28/11-16	.679/.688
at Pepperdine	38/25	36/55	74-80	(6)	25-53/25-51	.472/.490	4-17/5-20	.235/.250	20-27/23-31	.741/.806
at Loyola Marymount	40/30	47/38	87-68	+19	27-59/24-55	.458/.436	6-20/7-19	.300/.368	27-31/13-19	.871/.684
SAINT MARY'S	42/30	40/30	82-60	+22	29-58/20-49	.500/.408	9-19/2-11	.474/.182	15-19/18-24	.789/.750
PACIFIC	33/30	51/29	84-59	+25	29-58/24-65	.500/.369	9-18/6-20	.500/.300	17-22/5-12	.773/.417
SAN DIEGO	33/28	42/34	75-62	+13	23-49/22-50	.469/.440	6-12/7-23	.500/.304	23-27/11-18	.852/.611
at Portland	33/41	49/28	82-69	+13	30-68/23-51	.441/.451	7-18/6-16	.389/.375	15-20/17-28	.750/.607
at Gonzaga	36/36	37/34	73-70	+3	25-59/25-57	.424/.439	7-16/6-16	.438/.375	16-29/14-21	.552/.667
vs Santa Clara	36/36	42/40	78-76	+2	22-50/27-59	.440/.458	5-15/10-22	.333/.455	29-38/12-15	.763/.800
vs Portland	42/24	42/46	84-70	+14	31-56/23-51	.554/.451	10-21/2-11	.476/.182	12-15/22-26	.800/.846
vs Gonzaga	42/48	33/43	75-91	(16)	27-67/29-54	.403/.537	6-15/8-12	.400/.667	15-20/25-37	.750/.676
vs Ole Miss	49/32	41/62	90-94	(4)	28-58/36-80	.483/.450	15-29/7-23	.517/.304	19-27/15-23	.704/.652

Opponent	Reb.	Mar	Assist	TO	Block	Steal	Fouls
LONG BEACH STATE	33/29	+4	19/15	17/18	3/3	6/10	22/25
ARK-LITTLE ROCK	47/33	+14	22/10	11/14	0/4	9/3	18/19
SOUTHERN VIRGINIA	51/33	+18	24/8	17/26	5/1	19/9	18/26
vs SAN DIEGO STATE	38/48	(10)	13/17	11/16	4/9	6/6	24/17
vs Chaminade	50/38	+12	28/10	15/15	4/6	10/10	23/24
vs PURDUE	33/38	(5)	14/14	11/17	7/8	9/6	30/23
EASTERN KENTUCKY	32/21	+11	24/13	19/17	0/4	8/8	19/20
at Utah State	46/33	+13	13/13	6/15	1/2	9/4	19/26
vs Hawaii	49/30	+19	23/16	19/12	3/2	8/13	21/20
UTAH	31/43	(12)	12/9	7/15	3/6	8/5	21/14
at Weber State	34/25	+9	16/11	16/10	1/2	8/6	25/17
STANFORD	39/36	+3	17/20	12/14	3/2	4/5	14/24
UMASS	40/36	+4	12/14	12/15	3/3	10/8	13/25
GONZAGA	35/40	(5)	13/22	12/10	0/3	4/7	18/21
PORTLAND	35/36	(1)	22/19	8/13	2/4	9/4	21/25
at Santa Clara	45/28	+17	18/13	10/12	3/0	7/6	17/19
at San Francisco	40/28	+12	22/17	10/9	0/1	6/5	19/22
PEPPERDINE	37/37	-	12/17	11/10	3/4	5/7	17/13
LOYOLA MARYMOUNT	32/33	(1)	25/18	13/16	3/1	10/6	16/18
at Pacific	35/27	+8	19/12	15/13	4/2	6/7	26/27
at Saint Mary's	28/41	(13)	11/16	12/12	1/3	6/7	24/20
at San Diego	39/39	-	12/14	11/12	2/6	6/7	24/17
SAN FRANCISCO	38/41	(3)	14/15	8/17	2/2	8/3	22/28
SANTA CLARA	45/37	+8	17/12	11/8	5/3	6/5	20/22
at Pepperdine	31/31	-	12/15	12/12	2/6	6/10	22/22
at Loyola Marymount	42/25	+17	20/16	10/10	3/5	7/6	14/23
SAINT MARY'S	37/26	+11	19/7	10/15	7/2	9/6	19/20
PACIFIC	44/34	+10	18/12	8/5	9/3	1/3	16/20
SAN DIEGO	38/23	+15	11/15	12/12	4/3	6/3	24/25
at Portland	37/39	(2)	17/12	9/19	1/7	17/7	23/17
at Gonzaga	41/39	+2	10/13	11/12	6/4	9/8	24/20
vs Santa Clara	36/32	+4	12/11	9/9	3/3	6/6	17/25
vs Portland	30/26	+4	19/8	17/13	2/2	8/11	21/16
vs Gonzaga	42/37	+5	12/15	10/6	2/3	1/7	27/18
vs Ole Miss	39/43	(4)	22/24	15/7	2/6	0/7	23/21



Note: Game totals are displayed in the format BYU/OPPONENT for each category

2014-15 INDIVIDUAL GAME-BY-GAME (POINTS-REBOUNDS-ASSISTS)

Opponent	Score	W/L	01	02	03	05	10	12	15	20
			FISCHER	ELLIS	HAWS	COLLINSWORTH	ANDRUS	SHARP	TOOLSON	WINDER
LONG BEACH STATE	95-90	W	17-3-5	DNP	21-3-1	6-2-1	DNP	0-0-0	0-2-0	12-6-2
ARK-LITTLE ROCK	91-62	W	19-2-1	DNP	18-4-5	5-8-6	0-0-0	3-1-0	3-3-1	9-5-2
SOUTHERN VIRGINIA	101-48	W	10-3-3	2-0-0	13-3-1	DNP	3-3-1	4-4-1	15-7-4	10-0-1
vs SAN DIEGO STATE	87-92	L (2OT)	11-1-2	DNP	26-2-1	21-7-6	DNP	DNP	0-0-0	14-5-1
vs Chaminade	121-85	W	30-0-3	0-2-1	19-1-3	14-8-0	0-1-0	1-2-0	8-2-1	18-8-3
vs PURDUE	85-87	L (OT)	7-3-2	DNP	32-5-2	9-4-8	DNP	DNP	DNP	18-1-0
EASTERN KENTUCKY	90-76	W	20-3-2	0-0-0	26-4-4	11-4-5	DNP	0-2-1	0-1-1	19-5-1
at Utah State	91-81	W	3-3-1	DNP	35-6-2	20-10-4	DNP	2-1-0	DNP	17-3-3
vs Hawaii	90-70	W	20-5-5	0-0-1	30-7-1	19-12-10	0-1-0	2-0-0	0-2-0	11-5-6
UTAH	61-65	L	3-0-1	DNP	23-8-1	17-9-5	DNP	0-0-0	DNP	10-4-2
at Weber State	76-60	W	13-0-4	DNP	19-7-5	2-2-2	DNP	DNP	DNP	9-5-2
STANFORD	79-77	W	16-1-3	DNP	24-3-4	15-10-7	DNP	DNP	0-0-0	13-4-2
UMASS	77-71	W (OT)	8-1-2	0-0-0	4-3-2	18-15-4	DNP	DNP	0-0-0	25-5-0
GONZAGA	80-87	L	8-2-1	DNP	17-4-1	13-10-10	DNP	DNP	3-3-0	17-3-0
PORTLAND	97-88	W	16-3-2	DNP	24-5-6	21-8-4	DNP	DNP	0-2-0	22-2-3
at Santa Clara	81-46	W	14-3-3	0-0-1	14-3-3	8-15-6	2-0-0	0-2-1	8-1-2	8-3-0
at San Francisco	99-68	W	20-1-2	0-0-0	22-7-0	12-12-10	0-0-0	0-1-0	11-3-1	17-3-4
PEPPERDINE	61-67	L	8-1-2	DNP	26-6-1	4-3-2	DNP	DNP	0-2-0	16-5-5
LOYOLA MARYMOUNT	85-72	W	19-3-4	DNP	26-4-3	13-10-8	DNP	0-1-0	3-1-0	15-3-5
at Pacific	93-80	W	18-2-1	0-1-0	26-5-3	17-11-11	5-0-0	2-2-0	0-1-1	DNP
at Saint Mary's	77-82	L	19-5-2	DNP	28-6-3	10-6-3	0-0-0	DNP	3-1-0	DNP
at San Diego	74-77	L	6-1-1	DNP	20-2-3	13-9-3	DNP	DNP	DNP	9-4-1
SAN FRANCISCO	78-74	W	6-2-4	DNP	28-4-1	8-6-5	2-1-0	DNP	2-2-0	11-4-0
SANTA CLARA	78-57	W	18-2-1	0-0-0	21-3-4	DNP	5-8-0	3-0-0	2-1-0	13-4-1
at Pepperdine	74-80	L	DNP	0-0-0	22-4-0	13-10-2	2-3-1	DNP	0-0-1	20-2-1
at Loyola Marymount	87-68	W	7-2-1	0-1-0	22-6-3	23-12-10	0-0-0	2-7-3	0-0-0	2-0-0
SAINT MARYS	82-60	W	14-4-1	0-0-0	15-4-2	17-9-3	2-1-0	8-6-5	0-0-0	DNP
PACIFIC	84-59	W	16-1-2	0-1-0	20-2-1	12-12-9	0-2-0	3-8-1	0-0-0	DNP
SAN DIEGO	75-62	W	2-1-1	DNP	28-5-1	16-11-4	4-2-0	0-1-0	DNP	15-2-2
at Portland	82-69	W	8-2-0	0-0-0	21-7-1	15-6-11	8-3-1	0-4-1	DNP	5-4-2
at Gonzaga	73-70	W	13-4-0	DNP	10-4-1	20-8-3	2-2-0	0-3-0	DNP	4-0-2
vs Santa Clara	78-76	W	6-1-1	DNP	30-9-2	15-8-3	0-0-0	0-0-0	DNP	7-5-1
vs Portland	84-70	W	24-2-0	0-0-0	18-1-3	13-14-11	0-1-0	0-1-1	0-0-0	DNP
vs Gonzaga	75-91	L	6-2-2	0-0-0	15-4-4	28-8-5	3-0-0	2-4-0	2-1-0	DNP
vs Ole Miss	90-94	L	23-5-2	DNP	33-5-5	8-7-10	2-0-0	0-4-2	0-2-0	3-0-0

Opponent	Score	W/L	23	24	30	33	35	41	44
			HALFORD	BARTLEY IV	NIXON	AUSTIN	NEILSON	WORTHINGTON	KAUFUSI
LONG BEACH STATE	95-90	W	18-0-7	3-1-0	0-1-0	6-9-3	10-1-0	2-2-0	0-1-0
ARK-LITTLE ROCK	91-62	W	4-0-3	2-1-2	4-0-1	8-11-0	4-2-1	7-4-0	5-4-0
SOUTHERN VIRGINIA	101-48	W	0-0-1	4-6-7	10-3-2	0-3-0	13-7-2	12-4-0	5-4-1
vs SAN DIEGO STATE	87-92	L (2OT)	DNP	0-0-0	0-3-2	0-5-0	12-4-1	0-1-0	3-4-0
vs Chaminade	121-85	W	3-1-4	0-2-3	7-3-1	4-7-3	5-5-0	4-1-0	8-6-0
vs PURDUE	85-87	L (OT)	0-0-0	0-0-0	3-1-0	7-6-1	4-3-0	3-3-1	2-4-0
EASTERN KENTUCKY	90-76	W	9-2-4	4-3-4	0-0-1	0-2-1	0-3-0	1-2-0	DNP
at Utah State	91-81	W	4-4-2	1-0-0	DNP	5-9-1	0-0-0	4-6-0	0-0-0
vs Hawaii	90-70	W	2-2-0	2-1-0	0-1-0	0-4-0	0-2-0	0-1-0	4-4-0
UTAH	61-65	L	2-2-2	2-1-0	DNP	0-0-0	0-0-0	2-2-1	2-1-0
at Weber State	76-60	W	5-5-3	0-0-0	5-4-0	DNP	15-6-0	2-1-0	6-4-0
STANFORD	79-77	W	0-0-0	DNP	0-4-1	DNP	6-6-0	5-2-0	0-2-0
UMASS	77-71	W (OT)	8-1-1	2-3-1	0-1-1	DNP	4-5-0	2-2-1	6-1-0
GONZAGA	80-87	L	9-1-0	6-3-1	DNP	DNP	0-1-0	2-2-0	5-5-0
PORTLAND	97-88	W	12-5-6	0-0-0	0-0-0	DNP	0-0-0	0-2-0	2-5-1
at Santa Clara	81-46	W	8-0-1	6-1-0	4-4-1	DNP	1-2-0	4-3-0	4-6-0
at San Francisco	99-68	W	3-0-0	1-3-1	4-2-4	DNP	4-2-0	0-0-0	5-3-0
PEPPERDINE	61-67	L	0-2-2	2-2-0	0-0-0	DNP	2-1-0	1-1-0	2-4-0
LOYOLA MARYMOUNT	85-72	W	9-1-4	DNP	0-1-0	DNP	0-0-0	0-2-1	0-4-0
at Pacific	93-80	W	15-4-2	0-0-0	4-3-0	DNP	4-3-0	0-1-1	2-1-0
at Saint Mary's	77-82	L	12-2-1	0-0-0	3-4-2	DNP	0-1-0	0-0-0	2-1-0
at San Diego	74-77	L	12-3-4	0-1-0	8-3-0	DNP	0-2-0	4-2-0	2-4-0
SAN FRANCISCO	78-74	W	8-1-2	3-3-0	0-3-2	DNP	4-2-0	1-2-0	5-5-0
SANTA CLARA	78-57	W	13-5-7	3-3-3	0-3-1	DNP	0-9-0	0-0-0	0-2-0
at Pepperdine	74-80	L	11-1-3	2-1-1	0-1-2	DNP	4-3-1	DNP	0-2-0
at Loyola Marymount	87-68	W	18-1-2	3-1-1	2-0-0	DNP	4-3-0	2-0-0	2-6-0
SAINT MARYS	82-60	W	17-0-5	9-3-3	0-0-0	DNP	0-0-0	0-0-0	0-5-0
PACIFIC	84-59	W	18-3-4	7-4-1	2-0-0	DNP	0-0-0	0-2-0	6-2-0
SAN DIEGO	75-62	W	3-3-1	3-3-2	DNP	DNP	2-1-0	0-1-0	2-4-0
at Portland	82-69	W	19-1-0	0-3-1	DNP	DNP	0-0-0	0-0-0	6-5-0
at Gonzaga	73-70	W	14-4-1	3-2-2	DNP	DNP	0-0-0	0-0-1	7-6-0
vs Santa Clara	78-76	W	9-0-1	4-2-3	DNP	DNP	0-3-0	DNP	7-7-1
vs Portland	84-70	W	10-3-2	6-0-2	0-0-0	DNP	4-0-0	0-0-0	9-6-0
vs Gonzaga	75-91	L	13-1-0	0-1-1	0-0-0	DNP	4-5-0	2-5-0	0-9-0
vs Ole Miss	90-94	L	11-3-3	4-5-0	DNP	DNP	DNP	0-1-0	6-6-0



INDIVIDUAL STATISTICS - ALL GAMES

RECORD	OVERALL	HOME	AWAY	NEUTRAL
ALL GAMES	25-10	13-3	8-3	4-4
CONFERENCE	13-5	7-2	6-3	0-0
NON-CONFERENCE	12-5	6-1	2-0	4-4

##	Player	GP	GS	Min	TOTAL			3-PTS			F-THROW			REBOUNDS			Avg	
					Avg	FG	FGA	Pct	3FG	FGA	Pct	FT	FTA	Pct	Off	Def		Tot
03	HAWS, Tyler	35	35	1125	32.1	258	538	.480	54	147	.367	206	236	.873	46	110	156	4.5
05	COLLINSWORTH, Kyle	33	33	1019	30.9	158	335	.472	6	21	.286	134	182	.736	81	205	286	8.7
01	FISCHER, Chase	34	33	914	26.9	147	351	.419	103	248	.415	51	65	.785	10	64	74	2.2
20	WINDER, Anson	29	9	739	25.5	124	260	.477	45	117	.385	76	105	.724	16	84	100	3.4
23	HALFORD, Skyler	34	4	624	18.4	94	194	.485	52	108	.481	59	67	.881	10	51	61	1.8
44	KAUFUSI, Corbin	34	13	560	16.5	36	64	.563	0	0	.000	43	70	.614	57	76	133	3.9
35	NEILSON, Isaac	34	5	308	9.1	39	79	.494	8	23	.348	20	32	.625	34	48	82	2.4
33	AUSTIN, Nate	10	10	197	19.7	9	18	.500	1	5	.200	11	14	.786	15	41	56	5.6
24	BARTLEY IV, Frank	33	0	307	9.3	24	63	.381	7	24	.292	27	44	.614	10	49	59	1.8
15	TOOLSON, Jake	26	0	202	7.8	21	50	.420	16	40	.400	2	2	1.000	3	34	37	1.4
30	NIXON, Dalton	27	2	262	9.7	20	47	.426	3	18	.167	13	13	1.000	12	33	45	1.7
10	ANDRUS, Ryan	21	0	157	7.5	12	22	.545	3	8	.375	13	18	.722	12	16	28	1.3
41	WORTHINGTON, Luke	33	21	407	12.3	21	46	.457	0	0	.000	18	27	.667	23	32	55	1.7
12	SHARP, Josh	23	10	238	10.3	12	21	.571	2	4	.500	6	9	.667	26	28	54	2.3
02	ELLIS, Jordan	16	0	41	2.6	1	2	.500	0	0	.000	0	2	.000	0	5	5	0.3
TM	TEAM														66	52	118	3.4
	Total	35				976	2090	.467	300	763	.393	679	886	.766	421	928	1349	38.5
	Opponents	35				894	2052	.436	218	666	.327	555	793	.700	370	815	1185	33.9

CONTINUED :

##	Player	PF	FO	A	TO	Blk	Stl	Pts	Avg
03	HAWS, Tyler	48	0	83	69	9	33	776	22.2
05	COLLINSWORTH, Kyle	73	1	197	96	11	59	456	13.8
01	FISCHER, Chase	50	0	67	49	2	25	448	13.2
20	WINDER, Anson	57	0	52	31	6	39	369	12.7
23	HALFORD, Skyler	65	0	78	51	0	24	299	8.8
44	KAUFUSI, Corbin	117	5	3	34	34	11	115	3.4
35	NEILSON, Isaac	56	0	5	13	10	10	106	3.1
33	AUSTIN, Nate	22	2	9	3	2	7	30	3.0
24	BARTLEY IV, Frank	23	0	39	21	11	15	82	2.5
15	TOOLSON, Jake	18	0	12	6	0	7	60	2.3
30	NIXON, Dalton	32	1	21	12	4	4	56	2.1
10	ANDRUS, Ryan	24	0	3	5	2	4	40	1.9
41	WORTHINGTON, Luke	93	4	6	14	2	10	60	1.8
12	SHARP, Josh	38	0	16	6	10	8	32	1.4
02	ELLIS, Jordan	4	0	3	2	0	1	2	0.1
TM	TEAM	1			5			0	
	Total	721	13	594	417	103	257	2931	83.7
	Opponents	739	17	493	456	125	231	2561	73.2



INDIVIDUAL STATS - WCC GAMES

RECORD	OVERALL	HOME	AWAY	NEUTRAL
CONFERENCE	25-10	13-3	8-3	4-4

##	Player	GP	GS	Min	Avg	TOTAL			3-PTS			F-THROW			REBOUNDS			
						FG	FGA	Pct	3FG	FGA	Pct	FT	FTA	Pct	Off	Def	Tot	Avg
03	HAWS, Tyler	18	18	578	32.1	129	280	.461	20	63	.317	112	129	.868	28	53	81	4.5
05	COLLINSWORTH, Kyle	17	17	539	31.7	85	173	.491	1	9	.111	64	86	.744	45	113	158	9.3
01	FISCHER, Chase	17	16	416	24.5	69	164	.421	48	115	.417	26	32	.813	6	33	39	2.3
20	WINDER, Anson	14	9	372	26.6	56	134	.418	20	62	.323	42	56	.750	7	32	39	2.8
23	HALFORD, Skyler	18	3	381	21.2	63	119	.529	36	69	.522	39	47	.830	5	32	37	2.1
44	KAUFUSI, Corbin	18	9	319	17.7	18	32	.563	0	0	.000	16	28	.571	29	41	70	3.9
24	BARTLEY IV, Frank	17	0	160	9.4	14	34	.412	7	16	.438	13	23	.565	4	29	33	1.9
10	ANDRUS, Ryan	13	0	108	8.3	10	16	.625	2	6	.333	10	14	.714	10	12	22	1.7
15	TOOLSON, Jake	14	0	119	8.5	11	29	.379	8	25	.320	2	2	1.000	1	16	17	1.2
30	NIXON, Dalton	14	2	168	12.0	8	18	.444	1	8	.125	10	10	1.000	5	19	24	1.7
12	SHARP, Josh	11	6	119	10.8	6	12	.500	2	4	.500	4	4	1.000	17	18	35	3.2
35	NEILSON, Isaac	18	1	119	6.6	10	20	.500	0	3	.000	5	8	.625	13	17	30	1.7
41	WORTHINGTON, Luke	17	9	185	10.9	4	10	.400	0	0	.000	6	8	.750	5	13	18	1.1
02	ELLIS, Jordan	9	0	17	1.9	0	1	.000	0	0	.000	0	2	.000	0	3	3	0.3
TM	TEAM														39	34	73	4.1
	Total	18				483	1042	.464	145	380	.382	349	449	.777	214	465	679	37.7
	Opponents	18				446	1031	.433	107	347	.308	287	391	.683	198	406	604	33.6

CONTINUED :

##	Player	PF	FO	A	TO	Blk	Stl	Pts	Avg
03	HAWS, Tyler	22	0	37	35	4	21	390	21.7
05	COLLINSWORTH, Kyle	36	1	104	39	6	27	235	13.8
01	FISCHER, Chase	19	0	28	21	1	12	212	12.5
20	WINDER, Anson	26	0	26	16	2	23	174	12.4
23	HALFORD, Skyler	35	0	45	28	0	16	201	11.2
44	KAUFUSI, Corbin	69	4	1	12	24	4	52	2.9
24	BARTLEY IV, Frank	13	0	16	9	7	7	48	2.8
10	ANDRUS, Ryan	18	0	2	3	2	4	32	2.5
15	TOOLSON, Jake	11	0	5	4	0	2	32	2.3
30	NIXON, Dalton	19	1	12	9	3	2	27	1.9
12	SHARP, Josh	18	0	11	4	5	3	18	1.6
35	NEILSON, Isaac	26	0	1	6	2	3	25	1.4
41	WORTHINGTON, Luke	50	3	3	3	1	3	14	0.8
02	ELLIS, Jordan	3	0	1	0	0	1	0	0.0
TM	TEAM	1			4			0	
	Total	366	9	292	193	57	128	1460	81.1
	Opponents	379	11	265	217	59	107	1266	70.3





2014-15 RESULTS & LEADERS - ALL GAMES

DATE	OPPONENT	W/L	SCORE	ATTENDANCE	POINTS	REBOUNDS
11/14/14	LONG BEACH STATE	W	95-90	16778	(21)HAWS, Tyler	(9)AUSTIN, Nate
~11/18/14	ARKANSAS-LITTLE ROCK	W	91-62	12469	(19)FISCHER, Chase	(11)AUSTIN, Nate
11/19/14	SOUTHERN VIRGINIA	W	101-48	13099	(15)TOOLSON, Jake	(7)NEILSON, Isaac (7)TOOLSON, Jake
~11/24/14	vs SAN DIEGO STATE	L (20T)	87-92	2400	(26)HAWS, Tyler	(7)COLLINSWORTH, Kyle
~11/25/14	vs Chaminade	W	121-85	2400	(30)FISCHER, Chase	(8)WINDER, Anson (8)COLLINSWORTH, Kyle
~11/26/14	vs PURDUE	L (OT)	85-87	2400	(32)HAWS, Tyler	(6)AUSTIN, Nate
11/29/14	EASTERN KENTUCKY	W	90-76	16770	(26)HAWS, Tyler	(5)WINDER, Anson
12/02/14	at Utah State	W	91-81	10270	(35)HAWS, Tyler	(10)COLLINSWORTH, Kyle
#12/06/14	vs Hawaii	W	90-70	13623	(30)HAWS, Tyler	(12)COLLINSWORTH, Kyle
12/10/14	UTAH	L	61-65	20900	(23)HAWS, Tyler	(9)COLLINSWORTH, Kyle
12/13/14	at Weber State	W	76-60	10122	(19)HAWS, Tyler	(7)HAWS, Tyler
12/20/14	STANFORD	W	79-77	13247	(24)HAWS, Tyler	(10)COLLINSWORTH, Kyle
12/23/14	UMASS	W (OT)	77-71	15789	(25)WINDER, Anson	(15)COLLINSWORTH, Kyle
*12/27/14	GONZAGA	L	80-87	20900	(17)WINDER, Anson (17)HAWS, Tyler	(10)COLLINSWORTH, Kyle
*12/29/14	PORTLAND	W	97-88	17452	(24)HAWS, Tyler	(8)COLLINSWORTH, Kyle
*01/01/15	at Santa Clara	W	81-46	2375	(14)HAWS, Tyler (14)FISCHER, Chase	(15)COLLINSWORTH, Kyle
*01/03/15	at San Francisco	W	99-68	2585	(22)HAWS, Tyler	(12)COLLINSWORTH, Kyle
*01/08/15	PEPPERDINE	L	61-67	15852	(26)HAWS, Tyler	(6)HAWS, Tyler
*01/10/15	LOYOLA MARYMOUNT	W	85-72	16912	(26)HAWS, Tyler	(10)COLLINSWORTH, Kyle
*01/15/15	at Pacific	W	93-80	3626	(26)HAWS, Tyler	(11)COLLINSWORTH, Kyle
*01/17/15	at Saint Mary's	L	77-82	3500	(28)HAWS, Tyler	(6)COLLINSWORTH, Kyle (6)HAWS, Tyler
*01/24/15	at San Diego	L	74-77	2463	(20)HAWS, Tyler	(9)COLLINSWORTH, Kyle
*01/29/15	SAN FRANCISCO	W	78-74	12452	(28)HAWS, Tyler	(6)COLLINSWORTH, Kyle
*01/31/15	SANTA CLARA	W	78-57	17771	(21)HAWS, Tyler	(9)NEILSON, Isaac
*02/05/15	at Pepperdine	L	74-80	2630	(22)HAWS, Tyler	(10)COLLINSWORTH, Kyle
*02/07/15	at Loyola Marymount	W	87-68	3232	(23)COLLINSWORTH, Kyle	(12)COLLINSWORTH, Kyle
*02/12/15	SAINT MARY'S	W	82-60	14317	(17)HALFORD, Skyler (17)COLLINSWORTH, Kyle	(9)COLLINSWORTH, Kyle
*02/14/15	PACIFIC	W	84-59	16202	(20)HAWS, Tyler	(12)COLLINSWORTH, Kyle
*02/19/15	SAN DIEGO	W	75-62	17092	(28)HAWS, Tyler	(11)COLLINSWORTH, Kyle
*02/26/15	at Portland	W	82-69	3743	(21)HAWS, Tyler	(7)HAWS, Tyler
*02/28/15	at Gonzaga	W	73-70	6000	(20)COLLINSWORTH, Kyle	(8)COLLINSWORTH, Kyle
+03/07/15	vs Santa Clara	W	78-76	8537	(30)HAWS, Tyler	(9)HAWS, Tyler
+03/09/15	vs Portland	W	84-70	8546	(24)FISCHER, Chase	(14)COLLINSWORTH, Kyle
+03/10/15	vs Gonzaga	L	75-91	8585	(28)COLLINSWORTH, Kyle	(9)KAUFUSI, Corbin
@03/17/15	vs Ole Miss	L	90-94	12124	(33)HAWS, Tyler	(7)COLLINSWORTH, Kyle

~ EA SPORTS Maui Invitational

at EnergySolutions Arena

* Conference game

+ WCC Championships

@ NCAA tournament



2014-2015 INDIVIDUAL GAME HIGHS

POINTS

35	HAWS, Tyler at Utah State (12/02/14)
33	HAWS, Tyler vs Ole Miss (03/17/15)
32	HAWS, Tyler vs PURDUE (11/26/14)
30	HAWS, Tyler vs Santa Clara (03/07/15)
30	HAWS, Tyler vs Hawaii (12/06/14)
30	FISCHER, Chase vs Chaminade (11/25/14)

FIELD GOALS MADE

13	HAWS, Tyler vs Ole Miss (03/17/15)
11	HAWS, Tyler vs Pepperdine (01/08/15)

FIELD GOAL ATTEMPTS

24	HAWS, Tyler vs SAN DIEGO STATE (11/24/14)
23	HAWS, Tyler vs Ole Miss (03/17/15)

FIELD-GOAL PERCENTAGE (MIN 5 MADE)

.857 (6-7)	HAWS, Tyler vs Chaminade (11/25/14)
.857 (6-7)	WORTHINGTON, Luke vs Southern Virginia (11/19/14)

3-POINT FG MADE

10	FISCHER, Chase vs Chaminade (11/25/14)
6	FISCHER, Chase vs Ole Miss (03/17/15)
6	FISCHER, Chase vs Portland (03/09/15)
6	FISCHER, Chase at San Francisco (01/03/15)

3-POINT FIELD GOAL ATTEMPTS

13	FISCHER, Chase vs Chaminade (11/25/14)
12	FISCHER, Chase vs Ole Miss (03/17/15)
12	FISCHER, Chase vs Portland (03/09/15)
12	FISCHER, Chase at Saint Mary's (01/17/15)

3-POINT FIELD-GOAL PERCENTAGE (MIN 2 MADE)

1.000 (3-3)	WINDER, Anson vs PURDUE (11/26/14)
1.000 (2-2)	HALFORD, Skyler vs Portland (03/09/15)
1.000 (2-2)	BARTLEY IV, Frank vs Saint Mary's (02/12/15)

FREE THROWS MADE

13	HAWS, Tyler vs PURDUE (11/26/14)
12	HAWS, Tyler at Utah State (12/02/14)

FREE THROW ATTEMPTS

14	HAWS, Tyler vs PURDUE (11/26/14)
13	WINDER, Anson at Pepperdine (02/05/15)
13	COLLINSWORTH, Kyle vs Portland (12/29/14)
13	HAWS, Tyler at Utah State (12/02/14)

FREE-THROW PERCENTAGE (MIN 5 MADE)

1.000 (10-10)	HAWS, Tyler vs San Diego (02/19/15)
1.000 (10-10)	HAWS, Tyler vs Hawaii (12/06/14)
1.000 (10-10)	COLLINSWORTH, Kyle at Utah State (12/02/14)
1.000 (9-9)	HAWS, Tyler vs Gonzaga (12/27/14)
1.000 (7-7)	COLLINSWORTH, Kyle at Portland (02/26/15)
1.000 (7-7)	HAWS, Tyler vs Santa Clara (01/31/15)
1.000 (7-7)	HAWS, Tyler vs Loyola Marymount (01/10/15)
1.000 (7-7)	HAWS, Tyler vs Southern Virginia (11/19/14)
1.000 (6-6)	HAWS, Tyler at Loyola Marymount (02/07/15)
1.000 (6-6)	HALFORD, Skyler at Pacific (01/15/15)
1.000 (6-6)	HALFORD, Skyler vs UMass (12/23/14)
1.000 (6-6)	HAWS, Tyler vs Chaminade (11/25/14)
1.000 (6-6)	HALFORD, Skyler vs Long Beach State (11/14/14)
1.000 (5-5)	HALFORD, Skyler at Loyola Marymount (02/07/15)
1.000 (5-5)	FISCHER, Chase vs Long Beach State (11/14/14)

REBOUNDS

15	COLLINSWORTH, Kyle at Santa Clara (01/01/15)
15	COLLINSWORTH, Kyle vs UMass (12/23/14)

ASSISTS

11	COLLINSWORTH, Kyle at Portland (03/09/15)
11	COLLINSWORTH, Kyle at Portland (02/26/15)
11	COLLINSWORTH, Kyle at Pacific (01/15/15)

STEALS

6	COLLINSWORTH, Kyle vs PURDUE (11/26/14)
5	WINDER, Anson at Portland (02/26/15)

BLOCKED SHOTS

4	KAUFUSI, Corbin at Saint Mary's (02/12/15)
3	KAUFUSI, Corbin at Gonzaga (02/28/15)
3	BARTLEY IV, Frank vs Pacific (02/14/15)
3	KAUFUSI, Corbin at Loyola Marymount (02/07/15)
3	HAWS, Tyler vs PURDUE (11/26/14)



2014-2015 TEAM GAME HIGHS AND GAME LOWS

BYU GAME HIGHS

POINTS

121	vs Chaminade (11/25/14)
101	SOUTHERN VIRGINIA (11/19/14)
99	at San Francisco (01/03/15)
97	PORTLAND (12/29/14)
95	LONG BEACH STATE (11/14/14)

FIELD GOALS MADE

41	vs Chaminade (11/25/14)
37	SOUTHERN VIRGINIA (11/19/14)
37	ARKANSAS-LITTLE ROCK (11/18/14)

FIELD GOAL ATTEMPTS

78	vs SAN DIEGO STATE (11/24/14)
74	vs Chaminade (11/25/14)

FIELD-GOAL PERCENTAGE

.600 (33-55)	at San Francisco (01/03/15)
.582 (32-55)	EASTERN KENTUCKY (11/29/14)

3-POINT FIELD GOALS MADE

17	vs Chaminade (11/25/14)
15	vs Ole Miss (03/17/15)
15	SANTA CLARA (01/31/15)
15	at San Francisco (01/03/15)
15	EASTERN KENTUCKY (11/29/14)

3-POINT FIELD GOAL ATTEMPTS

30	vs SAN DIEGO STATE (11/24/14)
29	vs Ole Miss (03/17/15)
29	SANTA CLARA (01/31/15)
29	LOYOLA MARYMOUNT (01/10/15)
29	vs Chaminade (11/25/14)

3-POINT FIELD-GOAL PERCENTAGE

.632 (12-19)	at Weber State (12/13/14)
.586 (17-29)	vs Chaminade (11/25/14)

FREE THROWS MADE

34	at Utah State (12/02/14)
29	vs Santa Clara (03/07/15)

FREE THROW ATTEMPTS

39	at Utah State (12/02/14)
38	vs Santa Clara (03/07/15)

FREE-THROW PERCENTAGE

.882 (15-17)	at San Diego (01/24/15)
.875 (7-8)	PEPPERDINE (01/08/15)

REBOUNDS

51	SOUTHERN VIRGINIA (11/19/14)
50	vs Chaminade (11-25-14)

ASSISTS

28	vs Chaminade (11/25/14)
25	LOYOLA MARYMOUNT (01/10/15)

STEALS

19	SOUTHERN VIRGINIA (11/19/14)
17	at Portland (02/26/15)

BLOCKED SHOTS

9	PACIFIC (02/14/15)
7	SAINT MARY'S (02/12/15)
7	vs PURDUE (11-26-14)

TURNOVERS

19	vs Hawaii (12/06/14)
19	EASTERN KENTUCKY (11/29/14)

FOULS

30	vs PURDUE (11/26/14)
27	vs Gonzaga (03/10/15)

BYU GAME LOWS

POINTS

61	UTAH (12/10/14)
61	PEPPERDINE (01/08/15)
73	at Gonzaga (02/28/15)
74	at San Diego (01/24/15)
74	at Pepperdine (02/05/15)

FIELD GOALS MADE

22	SANTA CLARA (01/31/15)
22	vs Santa Clara (03/07/15)

FIELD GOAL ATTEMPTS

46	at Weber State (12/13/14)
49	SAN DIEGO (02/19/15)

FIELD-GOAL PERCENTAGE

.369 (24-65)	UTAH (12/10/14)
.381 (24-63)	PEPPERDINE (01/08/15)

3-POINT FIELD GOALS MADE

3	at San Diego (01/24/15)
3	SAN FRANCISCO (01/29/15)

3-POINT FIELD GOAL ATTEMPTS

12	SAN DIEGO (02/19/15)
15	at San Diego (01/24/15)
15	vs Santa Clara (03/07/15)
15	vs Gonzaga (03/10/15)

3-POINT FIELD-GOAL PERCENTAGE

.150 (3-20)	SAN FRANCISCO (01/29/15)
.200 (3-15)	at San Diego (01/24/15)
.200 (5-25)	at Utah State (12/02/14)

FREE THROWS MADE

6	UTAH (12/10/14)
7	PEPPERDINE (01/08/15)

FREE THROW ATTEMPTS

8	PEPPERDINE (01/08/15)
10	UTAH (12/10/14)

FREE-THROW PERCENTAGE

.500 (10-20)	ARKANSAS-LITTLE ROCK (11/18/14)
.552 (16-29)	at Gonzaga (02/28/15)

REBOUNDS

28	at Saint Mary's (01/17/15)
30	vs Portland (03/09/15)

ASSISTS

10	at Gonzaga (02/28/15)
11	at Saint Mary's (01/17/15)
11	SAN DIEGO (02/19/15)

STEALS

0	vs Ole Miss (03/17/15)
1	PACIFIC (02/14/15)
1	vs Gonzaga (03/10/15)

BLOCKED SHOTS

0	ARKANSAS-LITTLE ROCK (11/18/14)
0	EASTERN KENTUCKY (11/29/14)
0	GONZAGA (12/27/14)
0	at San Francisco (01/03/15)

TURNOVERS

6	at Utah State (12/02/14)
7	UTAH (12/10/14)

FOULS

13	UMASS (12/23/14)
14	STANFORD (12/20/14)
14	at Loyola Marymount (02/07/15)

2014-15 CATEGORY LEADERS

POINTS				FIELD GOAL ATT				FT PERCENTAGE			
G	Pts	Pts/G		G	Att	Att/G		FT	Att	Pct	
HAWS, Tyler	35	776	22.2	HAWS, Tyler	35	538	15.4	TOOLSON, Jake	2	2	1.000
COLLINSWORTH, Kyle	33	456	13.8	FISCHER, Chase	34	351	10.3	NIXON, Dalton	13	13	1.000
FISCHER, Chase	34	448	13.2	COLLINSWORTH, Kyle	33	335	10.2	HALFORD, Skyler	59	67	.881
WINDER, Anson	29	369	12.7	WINDER, Anson	29	260	9.0	HAWS, Tyler	206	236	.873
HALFORD, Skyler	34	299	8.8	HALFORD, Skyler	34	194	5.7	AUSTIN, Nate	11	14	.786
KAUFUSI, Corbin	34	115	3.4	FIELD GOALS MADE				FISCHER, Chase	51	65	.785
NEILSON, Isaac	34	106	3.1	G	Made	Made/G		COLLINSWORTH, Kyle	134	182	.736
BARTLEY IV, Frank	33	82	2.5	HAWS, Tyler	35	258	7.4	WINDER, Anson	76	105	.724
WORTHINGTON, Luke	33	60	1.8	COLLINSWORTH, Kyle	33	158	4.8	ANDRUS, Ryan	13	18	.722
TOOLSON, Jake	26	60	2.3	FISCHER, Chase	34	147	4.3	WORTHINGTON, Luke	18	27	.667
NIXON, Dalton	27	56	2.1	WINDER, Anson	29	124	4.3	SHARP, Josh	6	9	.667
ANDRUS, Ryan	21	40	1.9	HALFORD, Skyler	34	94	2.8	NEILSON, Isaac	20	32	.625
SCORING AVERAGE				3-POINT PERCENTAGE 3FG				FREE THROW ATT			
G	Pts	Avg/G		G	Att	Pct		G	Att	Att/G	
HAWS, Tyler	35	776	22.2	SHARP, Josh	2	4	.500	HAWS, Tyler	35	236	6.7
COLLINSWORTH, Kyle	33	456	13.8	HALFORD, Skyler	52	108	.481	COLLINSWORTH, Kyle	33	182	5.5
FISCHER, Chase	34	448	13.2	FISCHER, Chase	103	248	.415	WINDER, Anson	29	105	3.6
WINDER, Anson	29	369	12.7	TOOLSON, Jake	16	40	.400	KAUFUSI, Corbin	34	70	2.1
HALFORD, Skyler	34	299	8.8	WINDER, Anson	45	117	.385	HALFORD, Skyler	34	67	2.0
KAUFUSI, Corbin	34	115	3.4	ANDRUS, Ryan	3	8	.375	FREE THROWS MADE			
NEILSON, Isaac	34	106	3.1	HAWS, Tyler	54	147	.367	HAWS, Tyler	35	206	5.9
AUSTIN, Nate	10	30	3.0	NEILSON, Isaac	8	23	.348	COLLINSWORTH, Kyle	33	134	4.1
BARTLEY IV, Frank	33	82	2.5	BARTLEY IV, Frank	7	24	.292	WINDER, Anson	29	76	2.6
TOOLSON, Jake	26	60	2.3	COLLINSWORTH, Kyle	6	21	.286	HALFORD, Skyler	34	59	1.7
NIXON, Dalton	27	56	2.1	AUSTIN, Nate	1	5	.200	FISCHER, Chase	34	51	1.5
ANDRUS, Ryan	21	40	1.9	NIXON, Dalton	3	18	.167	REBOUNDS			
FG PERCENTAGE				3-POINT FG ATT				REBOUND AVERAGE			
FG	Att	Pct		G	Att	Att/G		G	Reb	Reb/G	
SHARP, Josh	12	21	.571	FISCHER, Chase	34	248	7.3	COLLINSWORTH, Kyle	33	286	8.7
KAUFUSI, Corbin	36	64	.563	HAWS, Tyler	35	147	4.2	HAWS, Tyler	35	156	4.5
ANDRUS, Ryan	12	22	.545	WINDER, Anson	29	117	4.0	KAUFUSI, Corbin	34	133	3.9
AUSTIN, Nate	9	18	.500	HALFORD, Skyler	34	108	3.2	WINDER, Anson	29	100	3.4
ELLIS, Jordan	1	2	.500	TOOLSON, Jake	26	40	1.5	NEILSON, Isaac	34	82	2.4
NEILSON, Isaac	39	79	.494	3-POINT FGS MADE				REBOUND AVERAGE			
HALFORD, Skyler	94	194	.485	G	Made	Made/G		G	Reb	Avg/G	
HAWS, Tyler	258	538	.480	FISCHER, Chase	34	103	3.0	COLLINSWORTH, Kyle	33	286	8.7
WINDER, Anson	124	260	.477	HAWS, Tyler	35	54	1.5	AUSTIN, Nate	10	56	5.6
COLLINSWORTH, Kyle	158	335	.472	HALFORD, Skyler	34	52	1.5	HAWS, Tyler	35	156	4.5
WORTHINGTON, Luke	21	46	.457	WINDER, Anson	29	45	1.6	KAUFUSI, Corbin	34	133	3.9
NIXON, Dalton	20	47	.426	TOOLSON, Jake	26	16	0.6	WINDER, Anson	29	100	3.4





2014-15 CATEGORY LEADERS CONTINUED

ASSISTS	G	Ast	A/G
COLLINSWORTH, Kyle	33	197	6.0
HAWS, Tyler	35	83	2.4
HALFORD, Skyler	34	78	2.3
FISCHER, Chase	34	67	2.0
WINDER, Anson	29	52	1.8

STEALS	G	Stl	S/G
COLLINSWORTH, Kyle	33	59	1.8
WINDER, Anson	29	39	1.3
HAWS, Tyler	35	33	0.9
FISCHER, Chase	34	25	0.7
HALFORD, Skyler	34	24	0.7

OFFENSIVE REB	G	Reb	Avg/G
COLLINSWORTH, Kyle	33	81	2.5
KAUFUSI, Corbin	34	57	1.7
HAWS, Tyler	35	46	1.3
NEILSON, Isaac	34	34	1.0
SHARP, Josh	23	26	1.1

DEFENSIVE REB	G	Reb	Avg/G
COLLINSWORTH, Kyle	33	205	6.2
HAWS, Tyler	35	110	3.1
WINDER, Anson	29	84	2.9
KAUFUSI, Corbin	34	76	2.2
FISCHER, Chase	34	64	1.9

BLOCKED SHOTS	G	Blk	Blk/G
KAUFUSI, Corbin	34	34	1.0
BARTLEY IV, Frank	33	11	0.3
COLLINSWORTH, Kyle	33	11	0.3
SHARP, Josh	23	10	0.4
NEILSON, Isaac	34	10	0.3

MINUTES	G	Min	Min/G
HAWS, Tyler	35	1125	32.1
COLLINSWORTH, Kyle	33	1019	30.9
FISCHER, Chase	34	914	26.9
WINDER, Anson	29	739	25.5
HALFORD, Skyler	34	624	18.4

FOULS	G	Fls	Fls/G
KAUFUSI, Corbin	34	117	3.4
WORTHINGTON, Luke	33	93	2.8
COLLINSWORTH, Kyle	33	73	2.2
HALFORD, Skyler	34	65	1.9
WINDER, Anson	29	57	2.0

FOULOUTS	G	FO
KAUFUSI, Corbin	34	5
WORTHINGTON, Luke	33	4
AUSTIN, Nate	10	2
NIXON, Dalton	27	1
COLLINSWORTH, Kyle	33	1

TURNOVERS	G	TO	TO/G
COLLINSWORTH, Kyle	33	96	2.9
HAWS, Tyler	35	69	2.0
HALFORD, Skyler	34	51	1.5
FISCHER, Chase	34	49	1.4
KAUFUSI, Corbin	34	34	1.0



INDIVIDUAL HONORS**KYLE COLLINSWORTH**

Associated Press All-America Honorable Mention
 All-West Coast Conference First Team
 NABC All-District 9 Second Team
 USBWA All-District VIII First Team
 WCC All-Tournament Team
 CollegeSportsMadness.com All-High Major Third Team
 Y Awards Comeback Player of the Year
 Four-time WCC Player of the Week

SKYLER HALFORD

Y Awards Dale McCann Spirit of Sport Award

TYLER HAWS

Associated Press All-America Honorable Mention
 All-West Coast Conference First Team
 NABC All-District 9 First Team
 USBWA All-District VIII First Team
 Senior CLASS Award All-America Second Team
 WCC All-Tournament Team
 Utah Collegiate Male Athlete of the Year – Governor's State of Sport Awards
 CollegeSportsMadness.com All-High Major First Team
 Y Awards Male Athlete of the Year

ANSON WINDER

All-West Coast Conference Honorable Mention

